

# ZIMMERMAN CHAIR

FINE FURNITURE MAKERS



# 2021 Furniture Catalog

## Chairs

Upholstered . . . . .	3-27
Frame . . . . .	28-73
Transitional . . . . .	74-87
Traditional . . . . .	88-111

## Stools/Rocker/Desk Chairs/Benches

Backless . . . . .	112-117
With Backs . . . . .	118-137
Rocker . . . . .	137
Desk Chairs . . . . .	138-141
Benches . . . . .	142-146

## Tables

Round Pedestal . . . . .	147-173
Rectangle Trestle . . . . .	174-193
Elements . . . . .	194-197
Leg . . . . .	198-232
Live Edge . . . . .	233-235

## Cabinets . . . . . 236-262

## Occasionals

& Bookcases . . . . .	263-271
-----------------------	---------

## Finishes . . . . . 272-279

## COM . . . . . 280-281

## Furniture Options . . . . . 282

## Furniture Care . . . . . 283

# Upholstered Chairs

THESE CHAIRS HAVE THE UPHOLSTERY STAPLED AND WELTED TO THE FRAME. ALL CHAIRS IN THIS SECTION HAVE A COIL SPRING SYSTEM IN THE SEAT THAT WILL HOLD THE SEAT SHAPE AND PROVIDE SEAT COMFORT FOR MANY YEARS.



ANDOVER 354  
PAGE 4



ARGONNE 360  
PAGE 6



BARKELEY 388  
PAGE 8



BAYONNE 363  
PAGE 10



ESTATE 358  
PAGE 12



HEMPSTEAD 398  
PAGE 14



HERMITAGE 386  
PAGE 16



MIER 392  
PAGE 18



ROCHEFORT 367  
PAGE 20



ST CROIX 365  
PAGE 22



VALDI 393  
PAGE 24



VINEYARD 338  
PAGE 26



354U-0 Andover Chairs  
1509-54-D Farm Table



354U-0

**354**

**ANDOVER CHAIR**

37" H x 19½" W x 20½" D

18" SH / 15½" SD

*Cherry & Maple*

**35424**

**ANDOVER COUNTER STOOL**

38" H x 19" W x 19½" D

24" SH / 14½" SD

OPT. BRASS RUNG PROTECTORS WITH UPCHARGE

*Cherry & Maple*



35424U-0

**Andover Seat Options**

**UPHOLSTERY LEVELS**

U-0 Stock Fabrics

U-1 Barrow® Fabrics, Sunbrella® Fabrics (Grade 1), and COM. See page 280 for COM requirements.

U-2 Standard Leather, Sunbrella® Fabrics (Grade 2)

U-3 Premium Leather

**UPHOLSTERY SAMPLES**

See dealer showroom for upholstery samples.

**NAIL TRIM**

Nail trim is optional around seat—no upcharge.

Clearly specify the nail trim option. Nail trim samples shown on page 282.



**354**

**Andover**



360U-1 Argonne Chairs  
423-54 Coventry Pedestal Table



**360**  
ARGONNE SIDE CHAIR  
36" H x 23" W x 25" D  
19" SH / 20" SD  
*Cherry & Maple*

**360A**  
ARGONNE ARM CHAIR  
36" H x 23" W x 25" D  
26" AH x 18½" AW  
19" SH / 20" SD  
*Cherry & Maple*



### Argonne Seat Options

#### UPHOLSTERY LEVELS

U-1 Stock Fabrics, Barrow® Fabrics, Sunbrella® Fabrics (Grade 1), and COM. See page 280 for COM requirements.

U-2 Standard Leather, Sunbrella® Fabrics (Grade 2)

U-3 Premium Leather

#### UPHOLSTERY SAMPLES

See dealer showroom for upholstery samples.

#### NAIL TRIM

Nail trim is optional around seat—no upcharge.

Clearly specify the nail trim option. Nail trim samples shown on page 282.



# 360 Argonne

388U-1 Barkeley Chairs  
449-72 English Trestle Extension Table







388AW



388W



388AU-2



388AU-3



38824W



**388**

**BARKELEY SIDE CHAIR**

36" H x 20" W x 21" D  
18" SH / 18" SD

*Cherry*

**388A**

**BARKELEY ARM CHAIR**

36" H x 20" W x 21" D  
25 1/2" AH x 19 AW  
18" SH / 18" SD

*Cherry*

**38824**

**BARKELEY COUNTER STOOL**

40" H x 20" W x 21" D  
25" SH / 18" SD

OPT BRASS RUNG PROTECTORS WITH UPCHARGE

*Cherry*

**38830**

**BARKELEY BAR STOOL**

46" H x 20" W x 21" D  
31" SH / 18" SD

OPT BRASS RUNG PROTECTORS WITH UPCHARGE

*Cherry*

**Barkeley Seat Options**

**DROP SEAT TYPES**

- U-1 Stock Fabrics, Barrow® Fabrics, Sunbrella® Fabrics (Grade 1), and COM. See page 280 for COM requirements.
- U-2 Standard Leather, Sunbrella® Fabrics (Grade 2)
- U-3 Premium Leather
- W Wood

**UPHOLSTERY SAMPLES**

See dealer showroom for upholstery samples.

**NAIL TRIM**

Nail trim is optional around seat—no upcharge. Clearly specify the nail trim option. Nail trim samples shown on page 282.

**TWO TONE FINISH**

Two tone finish (seat vs. chair) no upcharge.

**388**  
**Barkeley**

363U-1 & 363AU-1 Bayonne Chairs  
463-72 Tuscany Trestle Table





363AU-1



363U-1



363AU-1



363U-1



### 363

#### BAYONNE SIDE CHAIR

41" H x 22½" W x 24" D

19" SH / 18" SD

*Cherry*

### 363A

#### BAYONNE ARM CHAIR

41" H x 22½" W x 24" D

26½" AH x 18½" AW

19" SH / 18" SD

*Cherry*

### Bayonne Seat Options

#### UPHOLSTERY LEVELS

- U-1 Stock Fabrics, Barrow® Fabrics, Sunbrella® Fabrics (Grade 1), and COM. See page 280 for COM requirements.
- U-2 Standard Leather, Sunbrella® Fabrics (Grade 2)
- U-3 Premium Leather

#### UPHOLSTERY SAMPLES

See dealer showroom for upholstery samples.

#### NAIL TRIM

Nail trim is optional around seat—no upcharge. **Nail trim is required on all inside backs with vinyl and leather upholstery—no upcharge.** Clearly specify the nail trim option. Nail trim samples shown on page 282.

# 363

# Bayonne



358U-1 Estate Chairs  
467-72 Tuscany Trestle Table



358AU-1



358U-3



358U-1



35824U-1



24358AU-1



24358U-2



### 358

ESTATE SIDE CHAIR  
38" H x 21" W x 24 1/2" D  
19" SH / 18" SD  
*Oak, Cherry & Maple*

### 358A

ESTATE ARM CHAIR  
38" H x 23 1/2" W x 24 1/2" D  
26" AH x 19" AW  
19" SH / 18" SD  
*Oak, Cherry & Maple*

### 35824

ESTATE NONSWIVEL  
COUNTER STOOL  
40" H x 22" W x 24" D  
25" SH / 18" SD  
OPT. BRASS RUNG PROTECTORS  
WITH UPCHARGE  
*Cherry & Maple*

### 35830

ESTATE NONSWIVEL  
BAR STOOL  
46" H x 22" W x 24" D  
31" SH / 18" SD  
OPT. BRASS RUNG PROTECTORS  
WITH UPCHARGE  
*Cherry & Maple*

### 24358A

ESTATE ARM SWIVEL  
COUNTER STOOL  
40 1/2" H x 22 1/2" W x 23" D  
25" SH / 19" SD  
34" AH x 24" AW  
OPT. BRASS RUNG PROTECTORS  
WITH UPCHARGE  
*Cherry & Maple*

### 30358A

ESTATE ARM SWIVEL  
BAR STOOL  
46 1/2" H x 22 1/2" W x 23" D  
31" SH / 19" SD  
40" AH x 24" AW  
OPT. BRASS RUNG PROTECTORS  
WITH UPCHARGE  
*Cherry & Maple*

### 24358

ESTATE ARMLESS  
SWIVEL COUNTER STOOL  
40 1/2" H x 22 1/2" W x 23" D  
25" SH / 19" SD  
OPT. BRASS RUNG PROTECTORS  
WITH UPCHARGE  
*Cherry & Maple*

### 30358

ESTATE ARMLESS  
SWIVEL BAR STOOL  
46 1/2" H x 22 1/2" W x 23" D  
31" SH / 19" SD  
OPT. BRASS RUNG PROTECTORS  
WITH UPCHARGE  
*Cherry & Maple*

## Estate Seat Options

### UPHOLSTERY LEVELS

- U-1 Stock Fabrics, Barrow® Fabrics, Sunbrella® Fabrics (Grade 1), and COM. See page 280 for COM requirements.
- U-2 Standard Leather, Sunbrella® Fabrics (Grade 2)
- U-3 Premium Leather

### UPHOLSTERY SAMPLES

See dealer showroom for upholstery samples.

### NAIL TRIM

Nail trim is optional around seat—no upcharge. **Nail trim is required on all inside backs with vinyl and leather upholstery—no upcharge.** Clearly specify the nail trim option. Nail trim samples shown on page 282.

# 358 Estate

398U-1 & 398AU-1 Hempstead Chairs  
427-84 Poster Extension Table





398AU-1



**398**  
HEMPSTEAD SIDE CHAIR  
36 1/2" H x 22" W x 24 1/2" D  
19" SH / 18 1/2" SD  
*Cherry & Maple*



398U-2



**398A**  
HEMPSTEAD ARM CHAIR  
36 1/2" H x 22" W x 24 1/2" D  
25" AH x 19 AW  
19" SH / 18 1/2" SD  
*Cherry & Maple*

**Hempstead Seat Options**

**UPHOLSTERY LEVELS**

- U-0 Stock Fabrics
- U-1 Barrow® Fabrics, Sunbrella® Fabrics (Grade 1), and COM. See page 280 for COM requirements.
- U-2 Standard Leather, Sunbrella® Fabrics (Grade 2)
- U-3 Premium Leather

**UPHOLSTERY SAMPLES**

See dealer showroom for upholstery samples.

**NAIL TRIM**

Nail trim is optional around seat—no upcharge. Clearly specify the nail trim option. Nail trim samples shown on page 282.



**398**  
**Hempstead**



386AU-1 & 386U-1 Hermitage Chairs  
492-54 Vineyard Pedestal Table





386AU-1



386U-1



386U-1



### 386

#### HERMITAGE SIDE CHAIR

39" H x 23" W x 25" D

19" SH / 19" SD

*Cherry & Maple*

### 386A

#### HERMITAGE ARM CHAIR

39" H x 23" W x 26" D

25" AH x 19 AW

19" SH / 18" SD

*Cherry & Maple*

### Hermitage Seat Options

#### UPHOLSTERY LEVELS

U-1 Stock Fabrics, Barrow® Fabrics, Sunbrella® Fabrics (Grade 1), and COM. See page 280 for COM requirements.

U-2 Standard Leather, Sunbrella® Fabrics (Grade 2)

U-3 Premium Leather

#### UPHOLSTERY SAMPLES

See dealer showroom for upholstery samples.

#### NAIL TRIM

Nail trim is optional around seat—no upcharge. Clearly specify the nail trim option. Nail trim samples shown on page 282.

386

# Hermitage

392U-1 Mier Chairs  
4400-48 Hansel Square Table





392U-1



392U-1



### 392

#### MIER CHAIR

31½" H x 21½" W x 25" D

28½" AH x 18½" AW

19" SH / 18" SD

*Cherry & Maple*

#### Mier Seat Options

##### UPHOLSTERY LEVELS

U-1 Stock Fabrics, Barrow® Fabrics, Sunbrella® Fabrics (Grade 1), and COM. See page 280 for COM requirements.

U-2 Standard Leather, Sunbrella® Fabrics (Grade 2)

U-3 Premium Leather

##### UPHOLSTERY SAMPLES

See dealer showroom for upholstery samples.

##### NAIL TRIM

Nail trim is optional around seat—no upcharge. Clearly specify the nail trim option. Nail trim samples shown on page 282.

# 392 Mier

367AU-1 & 367U-1 Rochefort Chairs  
461 Tuscany Pedestal Extension Table





367U-1



367AU-1



### 367

#### ROCHEFORT SIDE CHAIR

43" H x 22" W x 25½" D

19" SH / 18" SD

*Cherry & Maple*

### 367A

#### ROCHEFORT ARM CHAIR

43" H x 23½" W x 25" D

26½" AH x 19" AW

19" SH / 18" SD

*Cherry & Maple*

### Rochefort Seat Options

#### UPHOLSTERY LEVELS

- U-1 Stock Fabrics, Barrow® Fabrics, Sunbrella® Fabrics (Grade 1), and COM. See page 280 for COM requirements.
- U-2 Standard Leather, Sunbrella® Fabrics (Grade 2)
- U-3 Premium Leather

#### UPHOLSTERY SAMPLES

See dealer showroom for upholstery samples.

#### NAIL TRIM

Nail trim is optional around seat—no upcharge. **Nail trim is required on all inside backs with vinyl and leather upholstery—no upcharge.** Clearly specify the nail trim option. Nail trim samples shown on page 282.

# 367 Rochefort

365AU-1 & 365U-1 St Croix Chairs  
4105-72 Langhorne Extension Table





365AU-1

**365**  
ST CROIX SIDE CHAIR  
36" H x 23" W x 25" D  
18" SH / 19" SD  
*Cherry & Maple*



365U-1

**365A**  
ST CROIX ARM CHAIR  
36" H x 23" W x 25" D  
18" SH / 19" SD  
25" AH x 18 1/2" AW  
*Cherry & Maple*

**St Croix Seat Options**

**UPHOLSTERY LEVELS**

- U-1 Stock Fabrics, Barrow® Fabrics, Sunbrella® Fabrics (Grade 1), and COM. See page 280 for COM requirements.
- U-2 Standard Leather, Sunbrella® Fabrics (Grade 2)
- U-3 Premium Leather

**UPHOLSTERY SAMPLES**

See dealer showroom for upholstery samples.

**NAIL TRIM**

Nail trim is optional around seat—no upcharge. Clearly specify the nail trim option. Nail trim samples shown on page 282.



**365**  
**St Croix**

393U-1 Valdi Chairs  
4800-54 Corona Pedestal Table







393U-1



393U-2



### 393

#### VALDI CHAIR

31½" H x 21½" W x 25" D

28½" AH x 18½" AW

19" SH / 18" SD

*Cherry & Maple*

#### Valdi Seat Options

##### UPHOLSTERY LEVELS

- U-1 Stock Fabrics, Barrow® Fabrics, Sunbrella® Fabrics (Grade 1), and COM. See page 280 for COM requirements.
- U-2 Standard Leather, Sunbrella® Fabrics (Grade 2)
- U-3 Premium Leather

##### UPHOLSTERY SAMPLES

See dealer showroom for upholstery samples.

##### NAIL TRIM

Nail trim is optional around seat—no upcharge. **Nail trim is required on all inside backs with vinyl and leather upholstery—no upcharge.** Clearly specify the nail trim option. Nail trim samples shown on page 282.

# 398 Valdi

338AU-1 & 338U-1 Vineyard Chairs  
467-72 Tuscany Trestle Extension Table





338AU-1



338U-1



33824U-2



33824U-2



24338U-2



### 338

#### VINEYARD SIDE CHAIR

34" H x 21" W x 24" D

19" SH / 18" SD

*Oak, Cherry, Maple*

### 338A

#### VINEYARD ARM CHAIR

34" H x 23" W x 24" D

26" AH x 19½" AW

19" SH / 18" SD

*Oak, Cherry, Maple*

### 24338

#### VINEYARD SWIVEL COUNTER STOOL

40½" H x 21" W x 24" D

24" SH / 19" SD

OPT. BRASS RUNG PROTECTORS WITH UPCHARGE

*Oak, Cherry, Maple*

### 30338

#### VINEYARD SWIVEL BAR STOOL

46½" H x 21" W x 24" D

30" SH / 19" SD

OPT. BRASS RUNG PROTECTORS WITH UPCHARGE

*Oak, Cherry, Maple*

### 33824

#### VINEYARD NONSWIVEL COUNTER STOOL

40" H x 21" W x 24" D

24" SH / 18" SD

OPT. BRASS RUNG PROTECTORS WITH UPCHARGE

*Cherry & Maple*

### 33830

#### VINEYARD NONSWIVEL BAR STOOL

46" H x 21" W x 24" D

30" SH / 18" SD

OPT. BRASS RUNG PROTECTORS WITH UPCHARGE

*Cherry & Maple*

### Vineyard Seat Options

#### UPHOLSTERY LEVELS

U-1 Stock Fabrics, Barrow® Fabrics, Sunbrella® Fabrics (Grade 1), and COM. See page 280 for COM requirements.

U-2 Standard Leather- Sunbrella® Fabrics (Grade 2)

U-3 Premium Leather

#### UPHOLSTERY SAMPLES

See dealer showroom for upholstery samples.

#### NAIL TRIM

Nail trim is optional around seat—no upcharge.

Clearly specify the nail trim option. Nail trim samples shown on page 282.

# 338 Vineyard

# Frame Chairs

ALL THE CHAIRS IN THIS SECTION ARE FRAME CHAIRS WITH "DROP SEATS" OR "SLIP SEATS" WHICH ARE SEATS ATTACHED TO THE FRAME WITH SCREWS.



AVENA 378  
PAGE 29



BRASLOW 374  
PAGE 30



CABANA 397  
PAGE 32



CAMBRIDGE 336  
PAGE 34



CAPRI 372  
PAGE 36



CHALET 331  
PAGE 38



COTTAGE 356  
PAGE 39



DOS 343  
PAGE 40



DUNBAR 376  
PAGE 42



ESSEX 366  
PAGE 44



FRENCH COUNTRY  
LADDERBACK 23 PAGE 45



FARMHOUSE 322  
PAGE 46



KENSINGTON 349  
PAGE 48



LAFAYETTE 326  
PAGE 50



LIBERTY 334  
PAGE 51



LORILLE 371  
PAGE 52



MANHATTAN 350  
PAGE 54



MANOR HOUSE 321  
PAGE 56



MARQUE 377  
PAGE 58



MONTBEC 341  
PAGE 60



MONTELIER 379  
PAGE 62



PARK AVENUE 325  
PAGE 63



QUEEN ANNE 346  
PAGE 64



SHAKER LADDERBACK 27  
PAGE 66



STEGEL 387  
PAGE 69



TRIGON 347  
PAGE 70



VALET 384  
PAGE 72



YORKSHIRE 324  
PAGE 73



378AW



378W

**378**

**AVENA SIDE CHAIR**

42" H x 21" W x 23" D  
18" SH / 18" SD

*Cherry*

**378A**

**AVENA ARM CHAIR**

42" H x 23" W x 23" D  
26 1/2" AH x 20" AW  
18" SH / 18" SD

*Cherry*



378U-1



**Avena Seat Options**

**DROP SEAT TYPES**

U-1 Stock Fabrics, Barrow® Fabrics, Sunbrella®  
Fabrics (Grade 1), and COM. See page  
280 for COM requirements.

U-2 Standard Leather, Sunbrella® Fabrics (Grade 2)

U-3 Premium Leather

W Wood

F Fiber

**UPHOLSTERY SAMPLES**

See dealer showroom for upholstery samples.

**TWO TONE FINISH**

Two tone finish (seat vs. chair) no upcharge.



**378**

**Avena**

374U-1 & 374AU-1 Braslow Chairs  
4847-72-E Farmhouse Extension Table





374AW



374W

### 374

BRASLOW SIDE CHAIR  
37 1/2" H x 21 1/2" W x 22 1/2" D  
18" SH / 18" SD  
*Oak, Cherry, Maple*

### 37424

BRASLOW NONSWIVEL  
COUNTER STOOL  
38 1/2" H x 22" W x 22" D  
24" SH / 16" SD  
*Cherry & Maple*

### 374A

BRASLOW ARM CHAIR  
37 1/2" H x 25" W x 22 1/2" D  
26 1/2" AH / 20 1/2" AW  
18" SH / 18" SD  
*Oak, Cherry, Maple*

### 37430

BRASLOW NONSWIVEL  
BAR STOOL  
44 1/2" H x 22" W x 22" D  
30" SH / 16" SD  
*Cherry & Maple*



374AU-1



## Braslow Chair and Nonswivel Seat Options

### DROP SEAT TYPES

- U-1 Stock Fabrics, Barrow® Fabrics, Sunbrella® Fabrics (Grade 1), and COM. See page 280 for COM requirements.
- U-2 Standard Leather, Sunbrella® Fabrics (Grade 2)
- U-3 Premium Leather
- W Wood
- F Fiber

### UPHOLSTERY SAMPLES

See dealer showroom for upholstery samples.

### TWO TONE FINISH

Two tone finish (seat vs. chair) no upcharge.



37424W



24374U-1

### 24374

BRASLOW SWIVEL COUNTER STOOL  
43" H x 21" W x 23" D  
24 1/2" SH / 17 1/2" SD  
OPT. BRASS RUNG PROTECTORS WITH UPCHARGE  
*Cherry & Maple*

### 30374

BRASLOW SWIVEL BAR STOOL  
49" H x 21" W x 23" D  
30 1/2" SH / 17 1/2" SD  
OPT. BRASS RUNG PROTECTORS WITH UPCHARGE  
*Cherry & Maple*

## Braslow Swivel Stool Seat Options

### SEAT TYPES

- U-1 Stock Fabrics, Barrow® Fabrics, Sunbrella® Fabrics (Grade 1), and COM. See page 280 for COM requirements.
- U-2 Standard Leather, Sunbrella® Fabrics (Grade 2)
- U-3 Premium Leather
- W Wood

### UPHOLSTERY SAMPLES

See dealer showroom for upholstery samples.

### TWO TONE FINISH

Two tone finish (seat vs. chair) no upcharge.



# 374

# Braslow

397W & 397AW Cabana Chairs  
1609-64-1-D Yarmouth Extension Table







397AW



397W



397AU-1



39724W



### 397

#### CABANA SIDE CHAIR

39" H x 19 1/2" W x 21" D  
18" SH / 16" SD

*Oak, Cherry & Maple*

### 397A

#### CABANA ARM CHAIR

39" H x 23" W x 21" D  
18" SH / 16" SD

25 1/2" AH x 19 1/2" AW

*Oak, Cherry & Maple*

### 39724

#### CABANA COUNTER STOOL

41" H x 19" W x 20" D

24" SH / 16" SD

OPT. BRASS RUNG PROTECTORS WITH UPCHARGE

*Oak, Cherry & Maple*

### Cabana Seat Options

#### DROP SEAT TYPES

U-1 Stock Fabrics, Barrow® Fabrics, Sunbrella® Fabrics (Grade 1), and COM. See page 280 for COM requirements.

U-2 Standard Leather, Sunbrella® Fabrics (Grade 2)

U-3 Premium Leather

W Wood

#### UPHOLSTERY SAMPLES

See dealer showroom for upholstery samples.

#### TWO TONE FINISH

Two tone finish (seat vs. chair) no upcharge.

# 397 Cabana

336W & 336AW Cambridge Chairs  
1103-72-2-B Rectangle Extension Table





**336**  
CAMBRIDGE SIDE CHAIR  
39" H x 20" W x 22½" D  
18½" SH / 16½" SD  
*Oak, Cherry & Maple*

**336A**  
CAMBRIDGE ARM CHAIR  
39" H x 22½" W x 22½" D  
18½" SH / 16½" SD  
26" AH / 18" AW  
*Oak, Cherry & Maple*



**33624**  
CAMBRIDGE COUNTER STOOL  
43" H x 20" W x 20" D  
24" SH / 16½" SD  
*Oak, Cherry & Maple*

**33630**  
CAMBRIDGE BAR STOOL  
49" H x 20" W x 20" D  
30" SH / 16½" SD  
*Oak, Cherry & Maple*



### Cambridge Seat Options

#### DROP SEAT TYPES

- U-1 Stock Fabrics, Barrow® Fabrics, Sunbrella® Fabrics (Grade 1), and COM. See page 280 for COM requirements.
- U-2 Standard Leather, Sunbrella® Fabrics (Grade 2)
- U-3 Premium Leather
- W Wood

#### UPHOLSTERY SAMPLES

See dealer showroom for upholstery samples.

#### TWO TONE FINISH

Two tone finish (seat vs. chair) no upcharge.



# 336 Cambridge

372W Capri Chairs  
3100-48 Hawthorne Pedestal Extension Table





372AW



372W

**372**

**CAPRI SIDE CHAIR**  
39" H x 19½" W x 21" D  
18" SH / 16" SD  
*Oak, Cherry & Maple*

**372A**

**CAPRI ARM CHAIR**  
39" H x 22" W x 21" D  
18" SH / 16" SD  
26" AH x 18" AW  
*Oak, Cherry & Maple*



372U-1



372W

**37224**

**CAPRI COUNTER STOOL**  
42" H x 20" W x 20" D  
24" SH / 17" SD  
OPT. BRASS RUNG PROTECTORS WITH UPCHARGE  
*Oak, Cherry & Maple*

**37230**

**CAPRI BAR STOOL**  
48" H x 20" W x 20" D  
30" SH / 17" SD  
OPT. BRASS RUNG PROTECTORS WITH UPCHARGE  
*Oak, Cherry & Maple*



37224W



**Capri Seat Options**

**DROP SEAT TYPES**

- U-1 Stock Fabrics, Barrow® Fabrics, Sunbrella® Fabrics (Grade 1), and COM. See page 280 for COM requirements.
- U-2 Standard Leather, Sunbrella® Fabrics (Grade 2)
- U-3 Premium Leather
- W Wood

**UPHOLSTERY SAMPLES**

See dealer showroom for upholstery samples.

**TWO TONE FINISH**

Two tone finish (seat vs. chair) no upcharge.



**372**  
**Capri**

### 331

#### CHALET SIDE CHAIR

38½" H x 21" W x 19" D

18" SH / 16" SD

*Oak, Cherry & Maple*

#### Chalet Seat Options

##### DROP SEAT TYPES

U-1 Stock Fabrics, Barrow® Fabrics, Sunbrella® Fabrics (Grade 1), and COM. See page 280 for COM requirements.

U-2 Standard Leather, Sunbrella® Fabrics (Grade 2)

U-3 Premium Leather

W Wood

F Fiber

##### UPHOLSTERY SAMPLES

See dealer showroom for upholstery samples.

##### TWO TONE FINISH

Two tone finish (seat vs. chair) no upcharge.

331W



331U-1



331F



# 331 Chalet





356AW



356W



356U-3



### 356

#### COTTAGE SIDE CHAIR

41½" H x 19" W x 22" D

18" SH / 16½" SD

*Oak, Cherry & Maple*

### 356A

#### COTTAGE ARM CHAIR

41½" H x 25½" W x 22" D

18" SH / 16½" SD

26" AH / 19" AW

*Oak, Cherry & Maple*

### Cottage Seat Options

#### DROP SEAT TYPES

U-1 Stock Fabrics, Barrow® Fabrics, Sunbrella® Fabrics (Grade 1), and COM. See page 280 for COM requirements.

U-2 Standard Leather, Sunbrella® Fabrics (Grade 2)

U-3 Premium Leather

W Wood

#### UPHOLSTERY SAMPLES

See dealer showroom for upholstery samples.

#### TWO TONE FINISH

Two tone finish (seat vs. chair) no upcharge.



# 356 Cottage

343U-1 DOS Chairs  
2507-68 Tundra Extension Table on 2218 Xenon Base







343W



### 343

#### DOS CHAIR

33½" H x 20½" W x 21" D

17½" SH / 17" SD

*Cherry & Maple*

#### DOS Seat Options

##### DROP SEAT TYPES

U-1 Stock Fabrics, Barrow® Fabrics, Sunbrella® Fabrics (Grade 1), and COM. See page 280 for COM requirements.

U-2 Standard Leather, Sunbrella® Fabrics (Grade 2)

U-3 Premium Leather

W Wood

##### UPHOLSTERY SAMPLES

See dealer showroom for upholstery samples.

##### TWO TONE FINISH

Two tone finish (seat vs. chair) no upcharge.

343  
**DOS**

376U-1 & 376AU-1 Dunbar Chairs  
Live Edge Table on 2226 Platinum Base





376AW



376W



376AU-1



376F



### 376

#### DUNBAR SIDE CHAIR

37 1/2" H x 19" W x 22" D

17 1/2" SH / 18" SD

*Cherry & Maple*

### 376A

#### DUNBAR ARM CHAIR

37 1/2" H x 25 1/2" W x 22" D

17 1/2" SH / 18" SD

26" AH x 20" AW

*Cherry & Maple*

### Dunbar Seat Options

#### DROP SEAT TYPES

U-1 Stock Fabrics, Barrow® Fabrics, Sunbrella®

Fabrics (Grade 1), and COM. See page

280 for COM requirements.

U-2 Standard Leather, Sunbrella® Fabrics (Grade 2)

U-3 Premium Leather

W Wood

F Fiber

#### UPHOLSTERY SAMPLES

See dealer showroom for upholstery samples.

#### TWO TONE FINISH

Two tone finish (seat vs. chair) no upcharge.

# 376 Dunbar

### 366

#### ESSEX SIDE CHAIR

43" H x 22" W x 25 1/2" D

18" SH / 18" SD

*Cherry & Maple*

### 366A

#### ESSEX ARM CHAIR

43" H x 23 1/2" W x 25 1/2" D

26 1/2" AH x 19" AW

18" SH / 18" SD

*Cherry & Maple*

### 24366

#### ESSEX SWIVEL COUNTER STOOL

40" H x 21" W x 24" D

24" SH / 18" SD

OPT. BRASS RUNG PROTECTORS

WITH UPCHARGE

*Cherry & Maple*

### 30366

#### ESSEX SWIVEL BAR STOOL

46" H x 21" W x 24" D

30" SH / 18" SD

OPT. BRASS RUNG PROTECTORS

WITH UPCHARGE

*Cherry & Maple*

### Essex Swivel Seat Options

#### SEAT TYPES

U-1 Stock Fabrics, Barrow® Fabrics, Sunbrella® Fabrics (Grade 1), and COM. See page 280 for COM requirements.

U-2 Standard Leather, Sunbrella® Fabrics (Grade 2)

U-3 Premium Leather  
W Wood

#### UPHOLSTERY SAMPLES

See dealer showroom for upholstery samples.

#### NAIL TRIM

Nail trim is optional around seat—no upcharge. Clearly specify the nail trim option. Nail trim samples shown on page 282.

#### RUNG PROTECTORS

Optional with upcharge.

### 36624

#### ESSEX NONSWIVEL COUNTER STOOL

41" H x 20" W x 21" D

24" SH / 16" SD

*Cherry & Maple*

### 36630

#### ESSEX NONSWIVEL BAR STOOL

47" H x 20" W x 21" D

30" SH / 16" SD

*Cherry & Maple*

### Essex Nonswivel Seat Options

#### DROP SEAT TYPES

U-1 Stock Fabrics, Barrow® Fabrics, Sunbrella® Fabrics (Grade 1), and COM. See page 280 for COM requirements.

U-2 Standard Leather, Sunbrella® Fabrics (Grade 2)

U-3 Premium Leather  
W Wood

#### UPHOLSTERY SAMPLES

See dealer showroom for upholstery samples.

#### TWO TONE FINISH

Two tone finish (seat vs. stool) no upcharge.



366W



366AW



24366W



36624W



# 366 Essex



23AW



23W



23U-1



23F



2324W



2423



Long finials are standard on French Country Ladderback chairs. Clearly specify long finials or button finials when ordering. The button finials shorten the chair height by 3/4".

**23**

**FRENCH COUNTRY SIDE CHAIR**

43 1/2" H x 19" W x 21 1/2" D

18" SH / 17" SD

*Oak, Cherry & Maple*

**23A**

**FRENCH COUNTRY ARM CHAIR**

43 1/2" H x 23" W x 21 1/2" D

18" SH / 17" SD

25" AH x 17" AW

*Oak, Cherry & Maple*

**2324**

**FRENCH COUNTRY NONSWIVEL COUNTER STOOL**

44" H x 19" W x 20 1/2" D

24" SH / 17" SD

*Oak, Cherry & Maple*

**2330**

**FRENCH COUNTRY NONSWIVEL BAR STOOL**

50" H x 19" W x 20 1/2" D

30" SH / 17" SD

*Oak, Cherry & Maple*

**2423**

**FRENCH COUNTRY SWIVEL COUNTER STOOL**

44" H x 19" W x 20 1/2" D

24" SH / 15" SD

NO SEAT OPTIONS

*Oak, Cherry & Maple*

**3023**

**FRENCH COUNTRY SWIVEL BAR STOOL**

50" H x 19" W x 20 1/2" D

30" SH / 15" SD

NO SEAT OPTIONS

*Oak, Cherry & Maple*

**French Country Seat Options**

**DROP SEAT TYPES**

U-1 Stock Fabrics, Barrow® Fabrics, Sunbrella®

Fabrics (Grade 1), and COM. See page

280 for COM requirements.

U-2 Standard Leather, Sunbrella® Fabrics (Grade 2)

U-3 Premium Leather

W Wood

F Fiber

**UPHOLSTERY SAMPLES**

See dealer showroom for upholstery samples.

**TWO TONE FINISH**

Two tone finish (seat vs. chair) no upcharge for chairs and nonswivel stools. For swivel stools, add TT to Sku# for two tone pricing. Stained seat vs. painted back/legs.

**French Country**

**23**

**Ladderback**

322W Farmhouse Chairs  
1900-72-D Drawleaf Extension Table





322AW



322W



322U-1



322F



32230W

### 322

#### FARMHOUSE SIDE CHAIR

40" H x 21" W x 21" D

18" SH / 17" SD

*Oak, Cherry & Maple*

### 322A

#### FARMHOUSE ARM CHAIR

40" H x 23 1/2" W x 21" D

27" AH x 18 1/2" AW

18" SH / 17" SD

*Oak, Cherry & Maple*

### 32224

#### FARMHOUSE COUNTER STOOL

40" H x 19 1/2" W x 19 1/2" D

24" SH / 17" SD

OPT BRASS RUNG PROTECTORS WITH UPCHARGE

*Oak, Cherry & Maple*

### 32230

#### FARMHOUSE BAR STOOL

46" H x 19 1/2" W x 19 1/2" D

30" SH / 17" SD

OPT BRASS RUNG PROTECTORS WITH UPCHARGE

*Oak, Cherry & Maple*

### Farmhouse Seat Options

#### DROP SEAT TYPES

U-1 Stock Fabrics, Barrow® Fabrics, Sunbrella® Fabrics (Grade 1), and COM. See page 280 for COM requirements.

U-2 Standard Leather, Sunbrella® Fabrics (Grade 2)

U-3 Premium Leather

W Wood

F Fiber

#### UPHOLSTERY SAMPLES

See dealer showroom for upholstery samples.

#### TWO TONE FINISH

Two tone finish (seat vs. chair) no upcharge.



# 322

# Farmhouse

349W and 349AW Kensington Chairs  
4707-72 Tanger Extension Table







349U-1

**349**

**KENSINGTON SIDE CHAIR**

36" H x 19" W x 23" D

18" SH / 17" SD

*Cherry & Maple*

**349A**

**KENSINGTON ARM CHAIR**

36" H x 22" W x 23" D

18" SH / 17" SD

25 1/2" AH / 20" AW

*Cherry & Maple*



349AU-1

**34924**

**KENSINGTON STOOL**

40" H x 19" W x 22" D

24" SH / 17" SD

OPT. BRASS RUNG PROTECTORS WITH UPCHARGE

*Cherry & Maple*



32924U-1

**Kensington Seat Options**

**UPHOLSTERY LEVELS**

U-1 Barrow® Fabrics, Sunbrella® Fabrics (Grade 1), and COM. See page 280 for COM requirements.

U-2 Standard Leather, Sunbrella® Fabrics (Grade 2)

U-3 Premium Leather

W Wood

**UPHOLSTERY SAMPLES**

See dealer showroom for upholstery samples.



**349**

**Kensington**

**326**

**LAFAYETTE SIDE CHAIR**

40" H x 22" W x 23" D

18" SH / 17" SD

*Cherry*

326AW



326W



**326A**

**LAFAYETTE ARM CHAIR**

40" H x 25" W x 23" D

26 1/2" AH x 20" AW

18" SH / 17" SD

*Cherry*

326U-1



326AU-1



**Lafayette Seat Options**

**DROP SEAT TYPES**

U-1 Stock Fabrics, Barrow® Fabrics, Sunbrella® Fabrics (Grade 1), and COM. See page 280 for COM requirements.

U-2 Standard Leather, Sunbrella® Fabrics (Grade 2)

U-3 Premium Leather

W Wood

F Fiber

**UPHOLSTERY SAMPLES**

See dealer showroom for upholstery samples.

**TWO TONE FINISH**

Two tone finish (seat vs. chair) no upcharge.



**326**  
**Lafayette**



334AW



334W



334U-1



334U-2



334F



### 334

#### LIBERTY SIDE CHAIR

38½" H x 22" W x 23½" D

18" SH / 17½" SD

*Oak & Cherry*

### 334A

#### LIBERTY ARM CHAIR

38½" H x 24½" W x 23½" D

18" SH / 17½" SD

26" AH / 20" AW

*Oak & Cherry*

### Liberty Seat Options

#### DROP SEAT TYPES

U-1 Stock Fabrics, Barrow® Fabrics, Sunbrella® Fabrics (Grade 1), and COM. See page 280 for COM requirements.

U-2 Standard Leather, Sunbrella® Fabrics (Grade 2)

U-3 Premium Leather

W Wood

F Fiber

#### UPHOLSTERY SAMPLES

See dealer showroom for upholstery samples.

#### TWO TONE FINISH

Two tone finish (seat vs. chair) no upcharge.



# 334 Liberty



371U-2 and 371AU-2 Lorille chairs  
4320-86 Hansel Table



371AW



371W

### 371

LORILLE SIDE CHAIR  
40½" H x 21" W x 21" D  
18" SH / 17½" SD  
*Oak, Cherry & Maple*

### 371A

LORILLE ARM CHAIR  
40½" H x 24" W x 21" D  
18" SH / 17½" SD  
27½" AH x 21" AW  
*Oak, Cherry & Maple*

### 37124

LORILLE COUNTER STOOL  
40" H x 19" W x 20" D  
24" SH / 16" SD  
OPT BRASS RUNG PROTECTORS WITH UPCHARGE  
*Cherry & Maple*



371U-1



### Lorille Seat Options

#### DROP SEAT TYPES

- U-1 Stock Fabrics, Barrow® Fabrics, Sunbrella® Fabrics (Grade 1), and COM. See page 280 for COM requirements.
- U-2 Standard Leather, Sunbrella® Fabrics (Grade 2)
- U-3 Premium Leather
- W Wood

#### UPHOLSTERY SAMPLES

See dealer showroom for upholstery samples.

#### TWO TONE FINISH

Two tone finish (seat vs. chair) no upcharge.



37124



# 371 Lorille

350W Manhattan Chairs  
2607-72 Mesa Grande Extension Table on 2223 Litho Base





### 350

#### MANHATTAN SIDE CHAIR

41" H x 18½" W x 23" D

18" SH / 18" SD

*Oak, Cherry & Maple*



### 350A

#### MANHATTAN ARM CHAIR

41" H x 21" W x 23" D

18" SH / 18" SD

27" AH x 18½" AW

*Oak, Cherry & Maple*

### Manhattan Seat Options

#### DROP SEAT TYPES

U-1 Stock Fabrics, Barrow® Fabrics, Sunbrella® Fabrics (Grade 1), and COM. See page 280 for COM requirements.

U-2 Standard Leather, Sunbrella® Fabrics (Grade 2)

U-3 Premium Leather

W Wood

#### UPHOLSTERY SAMPLES

See dealer showroom for upholstery samples.

#### TWO TONE FINISH

Two tone finish (seat vs. chair) no upcharge.



# 350 Manhattan

321W & 321AW Manor House Chairs  
476-48 Round Extension Table







321AW



321U-2



321AU-1



321U-1



321F

32124W



**321**  
**MANOR HOUSE SIDE CHAIR**  
 39" H x 24" W x 22 1/2" D  
 18" SH / 18" SD  
*Oak, Cherry & Maple*

**321A**  
**MANOR HOUSE ARM CHAIR**  
 39" H x 24" W x 22 1/2" D  
 18" SH / 18" SD  
 27" AH x 19" AW  
*Oak, Cherry & Maple*

**32124**  
**MANOR HOUSE COUNTER STOOL**  
 38 1/2" H x 22" W x 20" D  
 24" SH / 16" SD  
*Oak, Cherry & Maple*

**32130**  
**MANOR HOUSE BAR STOOL**  
 43 1/2" H x 22" W x 20" D  
 30" SH / 16" SD  
*Oak, Cherry & Maple*

**Manor House Seat Options**

**DROP SEAT TYPES**

- U-1 Stock Fabrics, Barrow® Fabrics, Sunbrella® Fabrics (Grade 1), and COM. See page 280 for COM requirements.
- U-2 Standard Leather, Sunbrella® Fabrics (Grade 2)
- U-3 Premium Leather
- W Wood
- F Fiber

**UPHOLSTERY SAMPLES**

See dealer showroom for upholstery samples.

**TWO TONE FINISH**

Two tone finish (seat vs. chair) no upcharge.

**Manor 321**  
**House**

377U-1 Marque Chairs  
165-S Dropleaf Dinette Extension Table





377AU-1



377U-1

### 377

#### MARQUE SIDE CHAIR

39½" H x 20" W x 21" D  
18"SH / 18"SD

*Cherry & Maple*

### 377A

#### MARQUE ARM CHAIR

39½" H x 24" W x 21" D  
18"SH / 18"SD  
26½" AH / 21" AW

*Cherry & Maple*

### Marque Seat Options

#### DROP SEAT TYPES

U-1 Stock Fabrics, Barrow® Fabrics, Sunbrella®  
Fabrics (Grade 1), and COM. See page  
280 for COM requirements.

U-2 Standard Leather, Sunbrella® Fabrics (Grade 2)

U-3 Premium Leather

W Wood



377W



#### UPHOLSTERY SAMPLES

See dealer showroom for upholstery samples.

#### TWO TONE FINISH

Two tone finish (seat vs. chair) no upcharge.



377

# Marque

341U-1 & 341AU-1 Montbec Chairs  
2900-68 Drawleaf Extension Table





341AW



341W

### 341

#### MONTBEC SIDE CHAIR

39" H x 20 1/2" W x 21" D

18" SH / 17 1/2" SD

*Cherry & Maple*

### 341A

#### MONTBEC ARM CHAIR

39" H x 24" W x 21" D

18" SH / 17 1/2" SD

26" AH x 21" AW

*Cherry & Maple*



341U-1



### Montbec Seat Options

#### DROP SEAT TYPES

U-1 Stock Fabrics, Barrow® Fabrics, Sunbrella® Fabrics (Grade 1), and COM. See page 280 for COM requirements.

U-2 Standard Leather, Sunbrella® Fabrics (Grade 2)

U-3 Premium Leather

W Wood

#### UPHOLSTERY SAMPLES

See dealer showroom for upholstery samples.

#### TWO TONE FINISH

Two tone finish (seat vs. chair) no upcharge.



341

# Montbec

**379**

**MONTELIER SIDE CHAIR**

42" H x 21" W x 23" D

18" SH / 18" SD

*Cherry*

**379A**

**MONTELIER ARM CHAIR**

42" H x 23" W x 23" D

26 1/2" AH x 20" AW

18" SH / 18" SD

*Cherry*

**Montelier Seat Options**

**DROP SEAT TYPES**

U-1 Stock Fabrics, Barrow® Fabrics, Sunbrella® Fabrics (Grade 1), and COM. See page 280 for COM requirements.

U-2 Standard Leather, Sunbrella® Fabrics (Grade 2)

U-3 Premium Leather

W Wood

F Fiber

**UPHOLSTERY SAMPLES**

See dealer showroom for upholstery samples.

**TWO TONE FINISH**

Two tone finish (seat vs. chair) no upcharge.



379W



379AW



379U-1



379AU-1



379F

**379**  
**Montelier**





325AW



325W



325U-1



32524W



### 325

#### PARK AVENUE SIDE CHAIR

40" H x 20" W x 22½" D

18" SH / 17" SD

*Oak, Cherry & Maple*

### 325A

#### PARK AVENUE ARM CHAIR

40" H x 23" W x 22½" D

18" SH / 17" SD

26" AH x 19" AW

*Oak, Cherry & Maple*

### 32524

#### PARK AVENUE COUNTER STOOL

40" H x 20½" W x 22" D

24" SH / 17" SD

OPT. BRASS RUNG PROTECTORS WITH UPCHARGE

*Oak, Cherry & Maple*

### 32530

#### PARK AVENUE BAR STOOL

46" H x 20½" W x 22" D

30" SH / 17" SD

OPT. BRASS RUNG PROTECTORS WITH UPCHARGE

*Oak, Cherry & Maple*

### Park Avenue Seat Options

#### DROP SEAT TYPES

U-1 Stock Fabrics, Barrow® Fabrics, Sunbrella® Fabrics (Grade 1), and COM. See page 280 for COM requirements.

U-2 Standard Leather, Sunbrella® Fabrics (Grade 2)

U-3 Premium Leather

W Wood

F Fiber

#### UPHOLSTERY SAMPLES

See dealer showroom for upholstery samples.

#### TWO TONE FINISH

Two tone finish (seat vs. chair) no upcharge.

# 325

# Park Avenue

346U-1 & 346AU-1 Queen Anne Chairs  
176 Queen Anne Dbl Pedestal Extension Table







346AU-1

**346**  
DELUXE QUEEN ANNE  
SIDE CHAIR  
43" H x 24" W x 22" D  
18" SH / 16 1/2" SD  
*Cherry*



346U-1

**346A**  
DELUXE QUEEN ANNE  
ARM CHAIR  
43" H x 25 1/2" W x 22" D  
18" SH / 16 1/2" SD  
26 1/2" AH x 18" AW  
*Cherry*

**Queen Anne Seat Options**

**DROP SEAT TYPES**

- U-1 Stock Fabrics, Barrow® Fabrics, Sunbrella® Fabrics (Grade 1), and COM. See page 280 for COM requirements.
- U-2 Standard Leather, Sunbrella® Fabrics (Grade 2)
- U-3 Premium Leather

**UPHOLSTERY SAMPLES**

See dealer showroom for upholstery samples.



**346**

# Queen Anne



27U-1 Shaker Ladderback  
4507-80 Latitude Extension Table



27AW



27W

**27**

**SHAKER LADDERBACK SIDE CHAIR**

43½" H x 19" W x 21½" D  
18" SH / 17" SD

*Oak, Cherry & Maple*

**2724**

**SHAKER LADDERBACK NONSWIVEL COUNTER STOOL**

44" H x 19" W x 20½" D  
24" SH / 17" SD

*Oak, Cherry & Maple*

**27A**

**SHAKER LADDERBACK ARM CHAIR**

43½" H x 23" W x 21½" D  
18" SH / 17" SD  
25" AH x 17" AW

*Oak, Cherry & Maple*

**2730**

**SHAKER LADDERBACK NONSWIVEL BAR STOOL**

50" H x 19" W x 20½" D  
30" SH / 17" SD

*Oak, Cherry & Maple*



27U-1

**2427**

**SHAKER LADDERBACK SWIVEL COUNTER STOOL**

44" H x 19" W x 20½" D  
24" SH / 15" SD  
NO SEAT OPTIONS

*Oak, Cherry & Maple*

**3027**

**SHAKER LADDERBACK SWIVEL BAR STOOL**

50" H x 19" W x 20½" D  
30" SH / 15" SD  
NO SEAT OPTIONS

*Oak, Cherry & Maple*



2724W



2427

**Shaker Ladderback Seat Options**

**DROP SEAT TYPES**

- U-1 Stock Fabrics, Barrow® Fabrics, Sunbrella® Fabrics (Grade 1), and COM. See page 280 for COM requirements.
- U-2 Standard Leather, Sunbrella® Fabrics (Grade 2)
- U-3 Premium Leather
- W Wood
- F Fiber

**UPHOLSTERY SAMPLES**

See dealer showroom for upholstery samples.

**TWO TONE FINISH**

Two tone finish (seat vs. chair) no upcharge for chairs and nonswivel stools. For swivel stools, add TT to Sku# for two tone pricing. Stained seat vs. painted back/legs.



Long finials are standard on Shaker Ladderback chairs. Clearly specify long finials or button finials when ordering. The button finials shorten the chair height by 3¼".

**Shaker** **27**  
**Ladderback**

387W & 387AW Stegel Chairs  
4320-86-D Hansel Rectangle Table





387AW



387W

**387**

**STEGEL SIDE CHAIR**

39 1/2" H x 20" W x 21" D

18" SH / 16" SD

*Cherry & Maple*

**387A**

**STEGEL ARM CHAIR**

39 1/2" H x 23" W x 21" D

18" SH / 16" SD

23 1/2" AH x 20" AW

*Cherry & Maple*



387W

**Stegel Seat Options**

**DROP SEAT TYPES**

U-1 Stock Fabrics, Barrow® Fabrics, Sunbrella® Fabrics (Grade 1), and COM. See page 280 for COM requirements.

U-2 Standard Leather, Sunbrella® Fabrics (Grade 2)

U-3 Premium Leather

W Wood

**UPHOLSTERY SAMPLES**

See dealer showroom for upholstery samples.

**TWO TONE FINISH**

Two tone finish (seat vs. chair) no upcharge.



**387**  
**Stegel**



347W Trigon Chairs  
4220-84 Savanna Table



347AW



347W



347U-1



**347**

**TRIGON CHAIR**

38 1/2" H x 18 3/4" W x 22" D

18" SH / 16 1/2" SD

*Cherry & Maple*

**347A**

**TRIGON ARM CHAIR**

38 1/2" H x 22 1/2" W x 22" D

18" SH / 16 1/2" SD

26 1/2" AH / 19 1/2" AW

*Cherry & Maple*

**Trigon Seat Options**

**DROP SEAT TYPES**

U-1 Stock Fabrics, Barrow® Fabrics, Sunbrella® Fabrics (Grade 1), and COM. See page 280 for COM requirements.

U-2 Standard Leather, Sunbrella® Fabrics (Grade 2)

U-3 Premium Leather

W Wood

**UPHOLSTERY SAMPLES**

See dealer showroom for upholstery samples.

**TWO TONE FINISH**

Two tone finish (seat vs. chair) no upcharge.

**347**

**Trigon**

## 384

### VALET SIDE CHAIR

38" H x 21" W x 22" D

18½" SH / 17" SD

*Cherry & Maple*

## 384A

### VALET ARM CHAIR

38" H x 21" W x 22" D

18½" SH / 17" SD

27" AH x 17" AW

*Cherry & Maple*



## Valet Seat Options

### DROP SEAT TYPES

U-1 Stock Fabrics, Barrow® Fabrics, Sunbrella® Fabrics (Grade 1), and COM. See page 280 for COM requirements.

U-2 Standard Leather, Sunbrella® Fabrics (Grade 2)

U-3 Premium Leather

### UPHOLSTERY SAMPLES

See dealer showroom for upholstery samples.

### Note: Leather on inside/outside back is not available.

Select a U-1 fabric for the back when you are selecting U-2 or U-3 for the seat.



# 384 Valet







324AW



324W



324AF



324U-1



### 324

#### YORKSHIRE SIDE CHAIR

38½" H x 22" W x 21" D

18" SH / 17" SD

*Cherry & Maple*

### 324A

#### YORKSHIRE ARM CHAIR

38½" H x 23½" W x 21" D

27" AH x 18½" AW

18" SH / 17" SD

*Cherry & Maple*

### Yorkshire Seat Options

#### DROP SEAT TYPES

U-1 Stock Fabrics, Barrow® Fabrics, Sunbrella® Fabrics (Grade 1), and COM. See page 280 for COM requirements.

U-2 Standard Leather, Sunbrella® Fabrics (Grade 2)

U-3 Premium Leather

W Wood

F Fiber

#### UPHOLSTERY SAMPLES

See dealer showroom for upholstery samples.

#### TWO TONE FINISH

Two tone finish (seat vs. chair) no upcharge.

# 324 Yorkshire

# Wood Chairs



# Transitional Wood Chairs



CALYPSO 345  
PAGE 76



TUSSOK 335  
PAGE 77



CODY 385  
PAGE 78



CORDONA 383  
PAGE 80



KILO 368  
PAGE 82



MEROS 351  
PAGE 84



RETTTEW 361  
PAGE 86

# Traditional Wood Chairs



BERKSHIRE 364  
PAGE 88



CLASSIC WINDSOR 38  
PAGE 90



CORONET 35  
PAGE 92



COUNTRY SQUIRE 59  
PAGE 93



DANBURY 382  
PAGE 94



EIGHT SPINDLE 60  
PAGE 96



HI BACK WINDSOR 390  
PAGE 98



MALIBU 34  
PAGE 100



NANTUCKET 332  
PAGE 102



NEW ENGLAND 54  
PAGE 104



THUMBBACK 58  
PAGE 106



WINDHAM 380  
PAGE 108



WINTHROP 330  
PAGE 110



345 Calypso Chairs  
4900-70 Drawleaf Extension Table



345



345



# 345 Calypso

## 345

### CALYPSO CHAIR

30½" H x 22" W x 20" D

18" SH / 16" SD

*Oak, Cherry & Maple*

### TWO TONE FINISH

Add TT to Sku# for two tone pricing.  
Stained seat vs. painted back/legs.



335



24335



335 Tussok Chairs  
5202-72-V Mid Century Rect. Extension Table

**335**

**TUSSOK CHAIR**

30½" H x 22" W x 20" D

18" SH / 16" SD

*Cherry, Maple & Walnut*

**24335**

**TUSSOK SWIVEL COUNTER STOOL**

36" H x 21" W x 21" D

24" SH / 16" SD

*Cherry & Maple*

**30335**

**TUSSOK SWIVEL BAR STOOL**

42" H x 21" W x 21" D

30" SH / 16" SD

*Cherry & Maple*

**335**  
**Tussok**



385 Cody Chairs  
2010-78 Plywood Table 23 Lith



385

**385**

CODY CHAIR

35" H x 21" W x 21" D

18 1/2" SH / 15 1/2" SD

*Oak, Cherry & Maple*



5485

**5485**

CODY BENCH

36" H x 50 3/4" W x 21" D

18" SH / 15 1/2" SD

*Cherry & Maple*

**TWO TONE FINISH**

Add TT to Sku# for two tone pricing.  
Stained seat vs. painted back/legs.



**385**  
**Cody**

383 Cordona Chairs

Live Edge Table on 2206 New York Cast Iron Base





383



383TT

**383**  
CORDONA CHAIR  
35" H x 21" W x 21½" D  
17½" SH / 15" SD  
*Oak, Cherry & Maple*

**38324**  
CORDONA COUNTER STOOL  
40" H x 19" W x 20" D  
24" SH / 15¾" SD  
*Oak, Cherry & Maple*

**38330**  
CORDONA BAR STOOL  
46" H x 21" W x 22" D  
30" SH / 15¾" SD  
*Oak, Cherry & Maple*



38330



38324



24383

**24383**  
CORDONA SWIVEL COUNTER STOOL  
40" H x 21" W x 21" D  
24" SH / 15½" SD  
*Oak, Cherry & Maple*

**30383**  
CORDONA SWIVEL BAR STOOL  
46" H x 21" W x 21" D  
30" SH / 15½" SD  
*Oak, Cherry & Maple*

**TWO TONE FINISH**  
Add TT to Sku# for two tone pricing.  
Stained seat vs. painted back/legs.



383  
**Cordona**



368 and 368A Kilo Chairs  
4720-60 Hive Pedestal Non-Extension Table



368

**368**

KILO SIDE CHAIR  
30.5"H x 20"W x 22"D  
18"SH / 16.5"SD

*Cherry & Maple*



368A

**368A**

KILO ARM CHAIR  
30.5"H x 24"W x 22"D  
18"SH / 16.5"SD  
26"AH / 19.5"AW

*Cherry & Maple*

Wood seat only  
-no options



368  
**Kilo**



3  
1



351

**351**

**MEROS CHAIR**

34<sup>1</sup>/<sub>4</sub>" H x 20<sup>1</sup>/<sub>2</sub>" W x 19<sup>3</sup>/<sub>4</sub>" D  
18" SH / 15<sup>3</sup>/<sub>4</sub>" SD

*Cherry & Maple*

**35124**

**MEROS COUNTER STOOL**

37" H x 20" W x 20" D  
24" SH / 15<sup>1</sup>/<sub>2</sub>" SD / 17.5" SW

*Cherry & Maple*

**TWO TONE FINISH**

Add TT to Sku# for two tone pricing.  
Stained seat vs. painted back/legs.



35124



351

**Meros**



361 Rettew Chair  
4955 Mackinac Pedestal Table



361

**361**

RETTEW CHAIR

33" H x 18" W x 21 1/2" D

18" SH / 18" SD

*Cherry, Maple & Walnut*



361

**Rettew**

---



erks



364A



**364**

BERKSHIRE SIDE CHAIR

40" H x 23" W x 20 1/2" D

18" SH / 15 1/2" SD

*Oak & Cherry*

**364A**

BERKSHIRE ARM CHAIR

42" H x 24" W x 21 1/2" D

28" AH x 18 1/2" AW

18" SH / 15 1/2" SD

*Oak & Cherry*

**TWO TONE FINISH**

Add TT to Sku# for two tone pricing.  
Stained seat vs. painted back/legs.

364



**364**

**Berkshire**

38 & 38A Classic Windsor Chairs  
4843-72-B Farmhouse Extension Table





**38**

**CLASSIC WINDSOR SIDE CHAIR**

39" H x 20 1/2" W x 21" D

17 1/2" SH / 15 1/2" SD

*Oak, Cherry & Maple*

**38A**

**CLASSIC WINDSOR ARM CHAIR**

40" H x 26" W x 23" D

17 1/2" SH / 15 1/2" SD

28" AH x 20 1/2" AW

*Oak, Cherry & Maple*

**5438**

**CLASSIC WINDSOR BENCH**

40 1/2" H x 48 1/2" W x 24" D

17 1/2" SH / 15 1/2" SD

27 1/2" AH / 42 1/2" AW

*Oak, Cherry & Maple*



**TWO TONE FINISH**

Add TT to Sku# for two tone pricing.  
Stained seat vs. painted back/legs.

**Antique Reproduction Features**

- WEDGED LEGS & SPINDLES
- HICKORY BOWS



**Classic**

**38**

**Windsor**

**35**

**CORONET SIDE CHAIR**

38½" H x 23" W x 20" D  
18" SH / 16" SD

*Oak & Cherry*

**35A**

**CORONET ARM CHAIR**

38½" H x 24" W x 20" D  
18" SH / 16" SD  
26½" AH x 17" AW

*Oak & Cherry*

**TWO TONE FINISH**

Add TT to Sku# for two tone pricing.  
Stained seat vs. painted back/legs.



**35**  
**Coronet**





59A



59



2459



Rungs fastened with wooden pegs and spoke shaved spindles fastened with wooden wedges emulate the style of the Appalachian region of Early America.

**59**  
COUNTRY SQUIRE  
SIDE CHAIR  
41½" H x 19" W x 23" D  
18" SH / 18" SD  
*Cherry*

**59A**  
COUNTRY SQUIRE  
ARM CHAIR  
41½" H x 25" W x 24" D  
18" SH / 18" SD  
27" AH / 20" AW  
*Cherry*

**2459**  
COUNTRY SQUIRE  
SWIVEL COUNTER STOOL  
46½" H x 19" W x 20½" D  
24" SH / 15" SD  
*Cherry*

**3059**  
COUNTRY SQUIRE  
SWIVEL BAR STOOL  
52½" H x 19" W x 20½" D  
30" SH / 15" SD  
*Cherry*

**TWO TONE FINISH**  
Two tone finish (seat vs. chair) no upcharge for chairs and nonswivel stools. For swivel stools, add TT to Sku# for two tone pricing. Stained seat vs. painted back/legs.



# Country 59 Squire



382 & 382A Danbury Chairs  
1109-54-S Extension Table



382A

**382**

**DANBURY SIDE CHAIR**

39½" H x 21" W x 24" D

18" SH / 16" SD

*Cherry & Maple*



382

**382A**

**DANBURY ARM CHAIR**

41½" H x 24" W x 24" D

18" SH / 16" SD

28½" AH x 20½" AW

*Cherry & Maple*

**TWO TONE FINISH**

Add TT to Sku# for two tone pricing.

Stained seat vs. painted back/legs.

Wedged legs and arm spindles.



**382**

# Danbury

60 Eight Spindle Windsor Chairs  
1603-56-D Yarmouth Extension Table







60A



60



2460



### 60

#### EIGHT SPINDLE SIDE CHAIR

37" H x 20" W x 21" D

17 1/2" SH / 16" SD

*Oak, Cherry & Maple*

### 60A

#### EIGHT SPINDLE ARM CHAIR

37" H x 22" W x 23" D

17 1/2" SH / 16" SD

26 1/2" AH x 18" AW

*Oak, Cherry & Maple*

### 2460

#### EIGHT SPINDLE SWIVEL COUNTER STOOL

44 1/2" H x 20" W x 20" D

24" SH / 16" SD

*Oak, Cherry & Maple*

### 3060

#### EIGHT SPINDLE SWIVEL BAR STOOL

50 1/2" H x 20" W x 20" D

30" SH / 16" SD

*Oak, Cherry & Maple*

### TWO TONE FINISH

Add TT to Sku# for two tone pricing.

Stained seat vs. painted back/legs.

## Eight Spindle 60 Windsor

390 & 390A Hi Back Windsor Chairs  
1100-56-2-D Rectangle Extension Table





390A



390



390



391A



391

**390/391**

HI-BACK WINDSOR  
SIDE CHAIR

41½" H x 19½" W x 24" D  
17½" SH / 17" SD

*Cherry & Maple*

**390A/391A**

HI-BACK WINDSOR  
ARM CHAIR

41½" H x 22½" W x 24" D  
17½" SH / 17" SD  
25½" AH 18½" AW

*Cherry & Maple*

**TWO TONE FINISH**

Add TT to Sku# for two tone pricing.  
Stained seat vs. painted back/legs.

The 390 has plain legs and the  
391 has detailed legs.



Hi Back 390/391  
**Windsor**

34 & 5  
609-72-1-6





**34**  
MALIBU SIDE CHAIR  
41" H x 22" W x 22½" D  
17½" SH / 16½" SD  
*Oak & Cherry*

**34A**  
MALIBU ARM CHAIR  
41" H x 25" W x 22½" D  
17½" SH / 16½" SD  
26½" AH / 19" AW  
*Oak & Cherry*



**2434**  
MALIBU SWIVEL  
COUNTER STOOL  
44" H x 19" W x 20½" D  
24" SH / 16½" SD  
*Oak & Cherry*

**3034**  
MALIBU SWIVEL  
BAR STOOL  
50" H x 19" W x 20½" D  
30" SH / 16½" SD  
*Oak & Cherry*

**34AD**  
MALIBU DESK CHAIR  
43½-45½" H x 26" W x 26" D  
18-20" SH / 16½" SD  
28-30" AH x 19½" AW  
*Oak & Cherry*

**TWO TONE FINISH**  
Add TT to Sku# for two tone pricing.  
Stained seat vs. painted back/legs.



34  
**Malibu**



332 & 332A Nantucket Chairs  
1103-64-2-B Rectangle Extension Table



332



332A



24332

**332**

**NANTUCKET SIDE CHAIR**

37½" H x 22½" W x 21½" D

17½" SH / 16" SD

*Oak, Cherry, Maple*

**332A**

**NANTUCKET ARM CHAIR**

39½" H x 25" W x 22" D

17½" SH / 16" SD

28½" AH / 20" AW

*Oak, Cherry, Maple*

**24332**

**NANTUCKET SWIVEL  
COUNTER STOOL**

45½" H x 23" W x 24" D

24" SH / 15" SD

*Oak, Cherry, Maple*

**30332**

**NANTUCKET SWIVEL  
BAR STOOL**

51½" H x 23" W x 24" D

30" SH / 15" SD

*Oak, Cherry, Maple*

**TWO TONE FINISH**

Add TT to Sku# for two tone pricing.  
Stained seat vs. painted back/legs.



**332**

# Nantucket

54 New England Windsor Chairs  
3100-48 Hawthorne Pedestal Extension Table







54A



54



54AD



5454



**54**  
NEW ENGLAND SIDE CHAIR  
39½" H x 20" W x 21" D  
17½" SH / 16" SD  
*Oak, Cherry & Maple*

**54A**  
NEW ENGLAND ARM CHAIR  
39½" H x 24" W x 21" D  
17½" SH / 16" SD  
26" AH x 20" AW  
*Oak, Cherry & Maple*

**5454**  
NEW ENGLAND BENCH  
39½" H x 52" W x 22½" D  
17½" SH / 16½" SD  
26" AH x 43" AW  
*Oak & Cherry*

**54AD**  
NEW ENGLAND  
DESK CHAIR  
39½-41½" H x 26" W x 26" D  
18-20" SH / 16" SD  
26-28" AH x 20" AW  
*Oak & Cherry*

**TWO TONE FINISH**  
Add TT to Sku# for two tone pricing.  
Stained seat vs. painted back/legs.

# New England 54 Windsor



58 & 58A Thumb Back Windsor Chairs  
180-42 Reeded Pedestal Extension Table



**58**  
THUMBBACK SIDE CHAIR  
36" H x 18 1/2" W x 21 1/2" D  
17 1/2" SH / 16" SD  
*Oak, Cherry & Maple*

**58A**  
THUMBBACK ARM CHAIR  
36" H x 21 1/2" W x 21 1/2" D  
17 1/2" SH / 16" SD  
26 1/2" AH / 19" AW  
*Oak, Cherry & Maple*



**2458**  
THUMBBACK SWIVEL  
COUNTER STOOL  
43 1/2" H x 20" W x 21" D  
24" SH / 16" SD  
*Oak, Cherry & Maple*

**3058**  
THUMBBACK SWIVEL  
BAR STOOL  
49 1/2" H x 20" W x 21" D  
30" SH / 16" SD  
*Oak, Cherry & Maple*

**TWO TONE FINISH**  
Add TT to Sku# for two tone pricing.  
Stained seat vs. painted back/legs.



Thumb Back 58  
**Windsor**



380 & 380A Windham Chairs  
1609-64-1-C Yarmouth Extension Table



380

**380**  
WINDHAM SIDE CHAIR  
40" H x 21" W x 21" D  
18" SH / 16" SD  
*Cherry & Maple*



380A

**380A**  
WINDHAM ARM CHAIR  
43" H x 24" W x 21" D  
27 1/2" AH x 20" AW  
18" SH / 16" SD  
*Cherry & Maple*

**TWO TONE FINISH**  
Add TT to Sku# for two tone pricing.  
Stained seat vs. painted back/legs.

Wedge legs and arm spindles.



380

# Windham



11 1/2" Width  
42" Innk  
Dimension T



330A



330

### 330

#### WINTHROP SIDE CHAIR

38½" H x 22½" W x 21½" D  
17½" SH / 16" SD

*Oak, Cherry & Maple*

### 330A

#### WINTHROP ARM CHAIR

39½" H x 25" W x 22" D  
17½" SH / 16" SD  
28½" AH / 20" AW

*Oak, Cherry & Maple*

### 24330

#### WINTHROP SWIVEL COUNTER STOOL

43" H x 20" W x 20" D  
24" SH / 15½" SD

*Oak, Cherry & Maple*



330AD



24330

### 30330

#### WINTHROP SWIVEL BAR STOOL

49" H x 20" W x 20" D  
30" SH / 15½" SD

*Oak, Cherry & Maple*

### 330AD

#### WINTHROP DESK CHAIR

39½-41½" H x 26" W x 26" D  
18-20" SH / 16" SD  
26-28" AH x 20" AW

*Oak, Cherry & Maple*

#### TWO TONE FINISH

Add TT to Sku# for two tone pricing.  
Stained seat vs. painted back/legs.

For additional strength, hickory bows used on the cherry and maple pieces.



330

# Winthrop

# Backless Stools





# Backless Stools



BARCELONA 328  
PAGE 114



KINGSTON 306  
PAGE 114



LARIAT 305  
PAGE 115



MILANO 312  
PAGE 115



ROUND 8, 10, 12  
PAGE 116



SADDLE 310  
PAGE 116



TRACTOR SEAT 308  
PAGE 117

328

# Barcelona

## 32818

### BARCELONA STOOL

19" H x 21" W x 17" D

18 1/2" SH (CENTER)

14 1/2" SD / 18" SW

*Cherry & Maple*

## 32824

### BARCELONA COUNTER STOOL

25" H x 21" W x 17" D

24 1/2" SH (CENTER)

15" SD / 18" SW

FRONT RUNG 9" / SIDE RUNG 12"

*Cherry & Maple*

## 32830

### BARCELONA BAR STOOL

31" H x 22" W x 18" D

30 1/2" SH (CENTER)

15" SD / 18" SW

FRONT RUNG 12" / SIDE RUNG 14"

*Cherry & Maple*

### TWO TONE FINISH

Two tone finish (seat vs. stool) no upcharge.

### RUNG PROTECTORS

Optional with upcharge.

32824W



32824U-2



32830W



## Barcelona Seat Options

### DROP SEAT TYPES

U-1 Stock Fabrics, Barrow® Fabrics, Sunbrella® Fabrics (Grade 1), and COM. See page 280 for COM requirements.

U-2 Standard Leather, Sunbrella® Fabrics (Grade 2)

U-3 Premium Leather

W Wood

### UPHOLSTERY SAMPLES

See dealer showroom for upholstery samples.

306

# Kingston

## 30624

### KINGSTON COUNTER STOOL

24" H x 16 1/2" W x 14" D

23 1/4" SH (CENTER)

*Oak, Cherry & Maple*

## 30630

### KINGSTON BAR STOOL

30" H x 17 1/2" W x 15" D

29 1/4" SH (CENTER)

*Oak, Cherry & Maple*

### TWO TONE FINISH

Add TT to Sku# for two tone pricing.  
Stained seat vs. painted back/legs.

### RUNG PROTECTORS

Optional with upcharge.

30624



114

# 305 Lariat



30524

## 30524

24" LARIAT COUNTER STOOL

29½" H x 21" W x 20" D

24" SH 16" SD

16½" INSIDE SEAT WIDTH

*Cherry & Maple*

## 30530

30" LARIAT BAR STOOL

35½" H x 21" W x 20" D

30" SH 16" SD

16½" INSIDE SEAT WIDTH

*Cherry & Maple*

# 312 Milano



24312W

## 24312

MILANO ROUND SWIVEL COUNTER STOOL

24" H x 19" DIA

STRETCHER HT. 8½"

*Oak, Cherry & Maple*

## 30312

MILANO ROUND SWIVEL BAR STOOL

30" H x 19" DIA

STRETCHER HT. 10½"

*Oak, Cherry & Maple*

## Milano Seat Options

### SEAT TYPES

U-1 Stock Fabrics, Barrow® Fabrics, Sunbrella® Fabrics (Grade 1), and COM. See page 280 for COM requirements.

U-2 Standard Leather, Sunbrella® Fabrics (Grade 2)

U-3 Premium Leather

W Wood

### UPHOLSTERY SAMPLES

See dealer showroom for upholstery samples.

### RUNG PROTECTORS

Optional with upcharge.

### TWO TONE FINISH

Two tone finish (seat vs. stool) no upcharge.

24312U-2



# 8,10,12 Round

## TWO TONE FINISH

For nonswivel stools, add TT to Sku# for two tone pricing. Stained seat vs. painted back/legs. For swivel stools, two tone finish (seat vs. stool) no upcharge.



### 8 & 8P (plain leg)

ROUND SEAT STOOL  
14" DIAMETER SEAT  
18" H x 15 1/2" W x 15 1/2" D

*Oak, Cherry & Maple*

### 8S & 8SP (plain leg)

ROUND SEAT SWIVEL STOOL  
14" DIAMETER SEAT  
18" H x 15 1/2" W x 15 1/2" D

*Oak, Cherry & Maple*



### 10 & 10P (plain leg)

ROUND SEAT COUNTER STOOL  
14" DIAMETER SEAT  
24" H x 16" W x 16" D

*Oak, Cherry & Maple*

### 10S & 10SP (plain leg)

ROUND SEAT SWIVEL COUNTER STOOL  
14" DIAMETER SEAT  
24" H x 16" W x 16" D

*Oak, Cherry & Maple*



### 12 & 12 P (plain leg)

ROUND SEAT BAR STOOL  
14" DIAMETER SEAT  
30" H x 16" W x 16" D

*Oak, Cherry & Maple*

### 12S & 12SP (plain leg)

ROUND SEAT SWIVEL BAR STOOL  
14" DIAMETER SEAT  
30" H x 17" W x 17" D

*Oak, Cherry & Maple*

# 310 Saddle

### 31024 & 31024P (plain leg)

SADDLE SEAT COUNTER STOOL  
25" H x 22 1/2" W x 17" D  
22" SH (CENTER) / 13" SD

*Oak & Cherry*

### 31030 & 31030P (plain leg)

SADDLE SEAT BAR STOOL  
31" H x 22 1/2" W x 17" D  
28" SH (CENTER) / 13" SD

*Oak & Cherry*

Available in wood or leather seats.  
Append "L" to the SKU to specify leather seats.

## TWO TONE FINISH

Add TT to Sku# for two tone pricing.  
Stained seat vs. painted back/legs.



31030



31024P

308

# Tractor Seat

---

**30824**

TRACTOR SEAT COUNTER STOOL

26" H x 18" W x 17 1/2" D

SCUPLTED SEAT HEIGHT: 24"

30824



**30830**

TRACTOR SEAT BAR STOOL

32" H x 18" W x 17 1/2" D

SCUPLTED SEAT HEIGHT: 30"

30830



# Stools



ANDOVER  
PAGE 119



BARKELEY  
PAGE 119



BRASLOW  
PAGE 120



CABANA  
PAGE 122



CAMBRIDGE  
PAGE 122



CAPRI  
PAGE 123



COUNTRY SQUIRE  
PAGE 123



CORDONA  
PAGE 124



CORDONA SWIVEL  
PAGE 124



EIGHT SPINDLE  
PAGE 125



ENGLISH WINDSOR  
PAGE 126



ESSEX  
PAGE 126



ESTATE  
PAGE 127



FARMHOUSE  
PAGE 127



FRENCH COUNTRY  
LADDERBACK | PAGE 128



KENSINGTON  
PAGE 128



LORILLE  
PAGE 129



MALIBU  
PAGE 129



MANOR HOUSE  
PAGE 130



MEROS  
PAGE 131



NANTUCKET  
PAGE 132



PARK AVENUE  
PAGE 132



SHAKER LADDERBACK  
PAGE 133



THUMBBACK WINDSOR  
PAGE 134



TRIGON  
PAGE 134



TUSSOK  
PAGE 135



VINEYARD  
PAGE 135



WINTHROP  
PAGE 137

## ROCKER



TIFFEN  
PAGE 135

354

# Andover



35424U-1

### 35424

#### ANDOVER COUNTER STOOL

38" H x 19" W x 19 1/2" D  
24" SH / 14 1/2" SD

*Cherry & Maple*

### 35430

#### ANDOVER BAR STOOL

44" H x 19" W x 19 1/2" D  
30" SH / 14 1/2" SD

*Cherry & Maple*

### Andover Seat Options

#### UPHOLSTERY LEVELS

- U-1 Barrow® Fabrics, Sunbrella® Fabrics (Grade 1), and COM. See page 280 for COM requirements.
- U-2 Standard Leather, Sunbrella® Fabrics (Grade 2)
- U-3 Premium Leather

#### UPHOLSTERY SAMPLES

See dealer showroom for upholstery samples.

#### NAIL TRIM

Nail trim is optional around seat—no upcharge. Clearly specify the nail trim option. Nail trim samples shown on page 282.

#### RUNG PROTECTORS

Optional with upcharge.

388

# Barkeley



38824W

### 38824

#### BARKELEY COUNTER STOOL

39" H x 20" W x 22" D  
24" SH / 16" SD

*Cherry*

### 38830

#### BARKELEY BAR STOOL

45" H x 20" W x 22" D  
30" SH / 16" SD

*Cherry*

### Barkeley Seat Options

#### DROP SEAT TYPES

- U-1 Stock Fabrics, Barrow® Fabrics, Sunbrella® Fabrics (Grade 1), and COM. See page 280 for COM requirements.
- U-2 Standard Leather, Sunbrella® Fabrics (Grade 2)
- U-3 Premium Leather
- W Wood

#### UPHOLSTERY SAMPLES

See dealer showroom for upholstery samples.

#### NAIL TRIM

Nail trim is optional around seat—no upcharge. Clearly specify the nail trim option. Nail trim samples shown on page 282.

#### RUNG PROTECTORS

Optional with upcharge.

#### TWO TONE FINISH

Two tone finish (seat vs. stool) no upcharge.







37424W

**37424**  
 BRASLOW NONSWIVEL COUNTER STOOL  
 38½" H x 22" W x 22" D  
 24" SH / 16" SD  
*Cherry & Maple*

**37430**  
 BRASLOW NONSWIVEL BAR STOOL  
 44½" H x 22" W x 22" D  
 30" SH / 16" SD  
*Cherry & Maple*

**Braslow Nonswivel Seat Options**

**DROP SEAT TYPES**

- U-1 Stock Fabrics, Barrow® Fabrics, Sunbrella® Fabrics (Grade 1), and COM. See page 280 for COM requirements.
- U-2 Standard Leather, Sunbrella® Fabrics (Grade 2)
- U-3 Premium Leather
- W Wood
- F Fiber

**UPHOLSTERY SAMPLES**  
 See dealer showroom for upholstery samples.

**TWO TONE FINISH**  
 Two tone finish (seat vs. stool) no upcharge.



24374U-1

# 374 Braslow

**24374**  
 BRASLOW SWIVEL COUNTER STOOL  
 43" H x 21" W x 23" D  
 24½" SH / 17½" SD  
*Cherry & Maple*

**30374**  
 BRASLOW SWIVEL BAR STOOL  
 49" H x 21" W x 23" D  
 30½" SH / 17½" SD  
*Cherry & Maple*

**Braslow Swivel Seat Options**

**SEAT TYPES**

- U-1 Stock Fabrics, Barrow® Fabrics, Sunbrella® Fabrics (Grade 1), and COM. See page 280 for COM requirements.
- U-2 Standard Leather, Sunbrella® Fabrics (Grade 2)
- U-3 Premium Leather
- W Wood

**UPHOLSTERY SAMPLES**  
 See dealer showroom for upholstery samples.

**RUNG PROTECTORS**  
 Optional with upcharge.

# 397 Cabana

## 39724

### CABANA COUNTER STOOL

41" H x 19" W x 20" D

24" SH / 16" SD

*Cherry & Maple*

### Cabana Seat Options

#### DROP SEAT TYPES

U-1 Stock Fabrics, Barrow® Fabrics, Sunbrella® Fabrics (Grade 1), and COM. See page 280 for COM requirements.

U-2 Standard Leather, Sunbrella® Fabrics (Grade 2)

U-3 Premium Leather

W Wood

#### UPHOLSTERY SAMPLES

See dealer showroom for upholstery samples.

#### TWO TONE FINISH

Two tone finish (seat vs. stool) no upcharge.

#### RUNG PROTECTORS

Optional with upcharge.

39724W



# 336 Cambridge

## 33624

### CAMBRIDGE COUNTER STOOL

43" H x 20" W x 20" D

24" SH / 16½" SD

*Oak, Cherry & Maple*

## 33630

### CAMBRIDGE BAR STOOL

49" H x 20" W x 20" D

30" SH / 16½" SD

*Oak, Cherry & Maple*

### Cambridge Seat Options

#### DROP SEAT TYPES

U-1 Stock Fabrics, Barrow® Fabrics, Sunbrella® Fabrics (Grade 1), and COM. See page 280 for COM requirements.

U-2 Standard Leather, Sunbrella® Fabrics (Grade 2)

U-3 Premium Leather

W Wood

#### UPHOLSTERY SAMPLES

See dealer showroom for upholstery samples.

#### TWO TONE FINISH

Two tone finish (seat vs. stool) no upcharge.

#### RUNG PROTECTORS

Optional with upcharge.

33624W



# 372 Capri

37224W



## 37224

### CAPRI COUNTER STOOL

42" H x 20" W x 20" D

24" SH / 17" SD

*Oak, Cherry & Maple*

## 37230

### CAPRI BAR STOOL

48" H x 20" W x 20" D

30" SH / 17" SD

*Oak, Cherry & Maple*

### Capri Seat Options

#### DROP SEAT TYPES

U-1 Stock Fabrics, Barrow® Fabrics, Sunbrella® Fabrics (Grade 1), and COM. See page 280 for COM requirements.

U-2 Standard Leather, Sunbrella® Fabrics (Grade 2)

U-3 Premium Leather

W Wood

#### UPHOLSTERY SAMPLES

See dealer showroom for upholstery samples.

#### TWO TONE FINISH

Two tone finish (seat vs. stool) no upcharge.

#### RUNG PROTECTORS

Optional with upcharge.

# Country 59 Squire

2459



## 2459

### COUNTRY SQUIRE

### SWIVEL COUNTER STOOL

46½" H x 19" W x 20½" D

24" SH / 15" SD

*Cherry*

## 3059

### COUNTRY SQUIRE

### SWIVEL BAR STOOL

52" H x 19" W x 20½" D

30" SH / 15" SD

*Cherry*

#### TWO TONE FINISH

Add TT to Sku# for two tone pricing.

Stained seat vs. painted back/legs.



38324 Cordona Stools  
768 Rockport Island

383

# Cordona



38324



34383



30383

**38324**

CORDONA  
COUNTER STOOL  
40" H x 19" W x 20" D  
24" SH / 15<sup>3</sup>/<sub>4</sub>" SD  
*Cherry & Maple*

**34383**

CORDONA SWIVEL  
COUNTER STOOL  
40" H x 21" W x 21" D  
24" SH / 15<sup>1</sup>/<sub>2</sub>" SD  
*Cherry & Maple*

**38330**

CORDONA  
BAR STOOL  
46" H x 21" W x 22" D  
30" SH / 15<sup>3</sup>/<sub>4</sub>" SD  
*Cherry & Maple*

**30383**

CORDONA SWIVEL  
BAR STOOL  
46" H x 21" W x 21" D  
30" SH / 15<sup>1</sup>/<sub>2</sub>" SD  
*Cherry & Maple*

**TWO TONE FINISH**  
Add TT to Sku# for two  
tone pricing. Stained seat  
vs. painted back/legs.



2460

# Eight Spindle 60

**2460**

EIGHT SPINDLE SWIVEL COUNTER STOOL  
44<sup>1</sup>/<sub>2</sub>" H x 20" W x 20" D  
24" SH / 16" SD  
*Oak, Cherry & Maple*

**3060**

EIGHT SPINDLE SWIVEL BAR STOOL  
50<sup>1</sup>/<sub>2</sub>" H x 20" W x 20" D  
30" SH / 16" SD  
*Oak, Cherry & Maple*

**TWO TONE FINISH**  
Add TT to Sku# for two tone pricing.  
Stained seat vs. painted back/legs.

# 320 English Windsor

## 32024

ENGLISH WINDSOR  
COUNTER STOOL  
43½" H x 21" W x 21" D  
24" SH / 15½" SD

*Cherry & Oak*

## 32030

ENGLISH WINDSOR BAR STOOL  
49½" H x 21" W x 21" D  
30" SH / 15½" SD

*Cherry & Oak*

32030



# 366

# Essex

## 36624

ESSEX NONSWIVEL  
COUNTER STOOL  
41" H x 20" W x 21" D  
24" SH / 16" SD

*Cherry & Maple*

## 36630

ESSEX NONSWIVEL BAR STOOL  
47" H x 20" W x 21" D  
30" SH / 16" SD

*Cherry & Maple*

### Essex Nonswivel Seat Options

#### DROP SEAT TYPES

- U-1 Stock Fabrics, Barrow® Fabrics, Sunbrella® Fabrics (Grade 1), and COM. See page 280 for COM requirements.
- U-2 Standard Leather, Sunbrella® Fabrics (Grade 2)
- U-3 Premium Leather
- W Wood

#### UPHOLSTERY SAMPLES

See dealer showroom for upholstery samples.

#### TWO TONE FINISH

Two tone finish (seat vs. stool) no upcharge.

## 24366

ESSEX SWIVEL COUNTER STOOL  
40" H x 21" W x 24" D  
24" SH / 18" SD

*Cherry & Maple*

## 30366

ESSEX SWIVEL BAR STOOL  
46" H x 21" W x 24" D  
30" SH / 18" SD

*Cherry & Maple*

### Essex Swivel Seat Options

#### SEAT TYPES

- U-1 Stock Fabrics, Barrow® Fabrics, Sunbrella® Fabrics (Grade 1), and COM. See page 280 for COM requirements.
- U-2 Standard Leather, Sunbrella® Fabrics (Grade 2)
- U-3 Premium Leather
- W Wood

#### UPHOLSTERY SAMPLES

See dealer showroom for upholstery samples.

#### NAIL TRIM

Nail trim is optional around seat—no upcharge. Clearly specify the nail trim option. Nail trim samples shown on page 282.

#### RUNG PROTECTORS

Optional with upcharge.

36624W



24366W



358

# Estate



35824U-1

24358AU-1

24358AU-2

**35824**  
ESTATE NONSWIVEL  
COUNTER STOOL  
40" H x 22" W x 24" D  
25" SH / 18" SD  
*Cherry & Maple*

**35830**  
ESTATE NONSWIVEL BAR STOOL  
46" H x 22" W x 24" D  
31" SH / 18" SD  
*Cherry & Maple*

**24358A**  
ESTATE ARM SWIVEL  
COUNTER STOOL  
40½" H x 22½" W x 23" D  
25" SH / 19" SD  
34" AH x 24" AW  
*Cherry & Maple*

**30358A**  
ESTATE ARM SWIVEL BAR STOOL  
46½" H x 22½" W x 23" D  
31" SH / 19" SD  
40" AH x 24" AW  
*Cherry & Maple*

**24358**  
ESTATE ARMLESS SWIVEL  
COUNTER STOOL  
40½" H x 22½" W x 23" D  
25" SH / 19" SD  
*Cherry & Maple*

**30358**  
ESTATE ARMLESS SWIVEL  
BAR STOOL  
46½" H x 22½" W x 23" D  
31" SH / 19" SD  
*Cherry & Maple*

## Estate Seat Options

### UPHOLSTERY LEVELS

- U-1 Stock Fabrics, Barrow® Fabrics, Sunbrella® Fabrics (Grade 1), and COM. See page 280 for COM requirements.
- U-2 Standard Leather, Sunbrella® Fabrics (Grade 2)
- U-3 Premium Leather

### UPHOLSTERY SAMPLES

See dealer showroom for upholstery samples.

### NAIL TRIM

Nail trim is optional around seat—no upcharge. **Nail trim is required on all inside backs with vinyl and leather upholstery—no upcharge.** Clearly specify the nail trim option. Nail trim samples shown on page 282.

### RUNG PROTECTORS

Optional with upcharge.

322

# Farmhouse



33230W

**32224**  
FARMHOUSE COUNTER STOOL  
40" H x 19½" W x 19½" D  
24" SH / 17" SD  
*Oak, Cherry & Maple*

**32230**  
FARMHOUSE BAR STOOL  
46" H x 19½" W x 19½" D  
30" SH / 17" SD  
*Oak, Cherry & Maple*

## Farmhouse Seat Options

### DROP SEAT TYPES

- U-1 Stock Fabrics, Barrow® Fabrics, Sunbrella® Fabrics (Grade 1), and COM. See page 280 for COM requirements.
- U-2 Standard Leather, Sunbrella® Fabrics (Grade 2)
- U-3 Premium Leather
  - W Wood
  - F Fiber

### UPHOLSTERY SAMPLES

See dealer showroom for upholstery samples.

### RUNG PROTECTORS

Optional with upcharge.

### TWO TONE FINISH

Two tone finish (seat vs. stool) no upcharge.

127

# 23 French Country Ladderback

## 2324

FRENCH COUNTRY  
NONSWIVEL  
COUNTER STOOL  
44" H x 19" W x 20½" D  
24" SH / 17" SD

*Oak, Cherry & Maple*

## 2330

FRENCH COUNTRY  
NONSWIVEL BAR STOOL  
50" H x 19" W x 20½" D  
30" SH / 17" SD

*Oak, Cherry & Maple*

## 2423

FRENCH COUNTRY SWIVEL  
COUNTER STOOL  
44" H x 19" W x 20½" D  
24" SH / 15" SD  
NO SEAT OPTIONS

*Oak, Cherry & Maple*

## 3023

FRENCH COUNTRY  
SWIVEL BAR STOOL  
50" H x 19" W x 20½" D  
30" SH / 15" SD  
NO SEAT OPTIONS

*Oak, Cherry & Maple*

### French Country Nonswivel Seat Options

#### DROP SEAT TYPES

- U-1 Stock Fabrics, Barrow® Fabrics, Sunbrella® Fabrics (Grade 1), and COM. See page 280 for COM requirements.
- U-2 Standard Leather, Sunbrella® Fabrics (Grade 2)
- U-3 Premium Leather
- W Wood
- F Fiber

#### UPHOLSTERY SAMPLES

See dealer showroom for upholstery samples.

#### TWO TONE FINISH

Two tone finish (seat vs. stool) no upcharge for nonswivel stools. For swivel stools, add TT to Sku# for two tone pricing. Stained seat vs. painted back/legs.

2423



2324W



Long finials are standard on Shaker Ladderback chairs. Clearly specify long finials or button finials when ordering. The button finials shorten the chair height by 3¼".

# 349 Kensington

## 34924

KENSINGTON STOOL  
40" H x 19" W x 22" D  
24" SH / 17" SD

*Cherry & Maple*

### Kensington Nonswivel Seat Options

#### DROP SEAT TYPES

- U-1 Stock Fabrics, Barrow® Fabrics, Sunbrella® Fabrics (Grade 1), and COM. See page 280 for COM requirements.
- U-2 Standard Leather, Sunbrella® Fabrics (Grade 2)
- U-3 Premium Leather
- W Wood

#### UPHOLSTERY SAMPLES

See dealer showroom for upholstery samples.

#### TWO TONE FINISH

Two tone finish (seat vs. stool) no upcharge for nonswivel stools. For swivel stools, add TT to Sku# for two tone pricing. Stained seat vs. painted back/legs.

34924U-1







37124W

# 371 Lorille

## 37124

### LORILLE COUNTER STOOL

40" H x 19" W x 20" D

24" SH / 16" SD

*Cherry & Maple*

### Lorille Nonswivel Seat Options

#### DROP SEAT TYPES

U-1 Stock Fabrics, Barrow® Fabrics, Sunbrella® Fabrics (Grade 1), and COM. See page 280 for COM requirements.

U-2 Standard Leather, Sunbrella® Fabrics (Grade 2)

U-3 Premium Leather

W Wood

#### UPHOLSTERY SAMPLES

See dealer showroom for upholstery samples.

#### TWO TONE FINISH

Two tone finish (seat vs. stool) no upcharge for nonswivel tools. For swivel stools, add TT to Sku# for two tone pricing. Stained seat vs. painted back/legs.



2434

# 34 Malibu

## 2434

### MALIBU SWIVEL COUNTER STOOL

44" H x 19" W x 20 1/2" D

24" SH / 16 1/2" SD

*Oak & Cherry*

## 3034

### MALIBU SWIVEL BAR STOOL

50" H x 19" W x 20 1/2" D

30" SH / 16 1/2" SD

*Oak & Cherry*

#### TWO TONE FINISH

Add TT to Sku# for two tone pricing. Stained seat vs. painted back/legs.

32124W Manor House Counter Stools  
438-42 Bistro Pedestal Extension Table



321

# Manor House



32124W

**32124**  
MANOR HOUSE COUNTER STOOL  
38½" H x 22" W x 20" D  
24" SH / 16" SD  
*Oak, Cherry & Maple*

**32130**  
MANOR HOUSE BAR STOOL  
44½" H x 22" W x 20½" D  
30" SH / 16" SD  
*Oak, Cherry & Maple*

## Manor House Seat Options

### DROP SEAT TYPES

- U-1 Stock Fabrics, Barrow® Fabrics, Sunbrella® Fabrics (Grade 1), and COM. See page 280 for COM requirements.
- U-2 Standard Leather, Sunbrella® Fabrics (Grade 2)
- U-3 Premium Leather
- W Wood
- F Fiber

### UPHOLSTERY SAMPLES

See dealer showroom for upholstery samples.

### TWO TONE FINISH

Two tone finish (seat vs. stool) no upcharge.

351

# Meros



35124

**35124**  
MEROS COUNTER STOOL  
37" H x 20" W x 20" D  
24" SH x 15½" SD  
x 17½" SW  
*Cherry & Maple*

# 332 Nantucket

## 24332

NANTUCKET SWIVEL  
COUNTER STOOL  
45½" H x 23" W x 24" D  
24" SH / 15" SD

*Oak, Cherry, Maple*

## 30332

NANTUCKET SWIVEL BAR STOOL  
51½" H x 23" W x 24" D  
30" SH / 15" SD

*Oak, Cherry, Maple*

### TWO TONE FINISH

Add TT to Sku# for two tone pricing.  
Stained seat vs. painted back/legs.

24332



# 325 Park Avenue

## 32524

PARK AVENUE COUNTER STOOL  
40" H x 20½" W x 22" D  
24" SH / 17" SD

*Oak, Cherry & Maple*

## 32530

PARK AVENUE BAR STOOL  
46" H x 20½" W x 22" D  
30" SH / 17" SD

*Oak, Cherry & Maple*

### Park Avenue Seat Options

#### DROP SEAT TYPES

- U-1 Stock Fabrics, Barrow® Fabrics, Sunbrella® Fabrics (Grade 1), and COM. See page 280 for COM requirements.
- U-2 Standard Leather, Sunbrella® Fabrics (Grade 2)
- U-3 Premium Leather
- W Wood
- F Fiber

#### UPHOLSTERY SAMPLES

See dealer showroom for upholstery samples.

#### RUNG PROTECTORS

Optional with upcharge.

#### TWO TONE FINISH

Two tone finish (seat vs. stool) no upcharge.

32524W



# Ladderback



2730W



2427



Long finials are standard on Shaker Ladderback chairs. Clearly specify long finials or button finials when ordering. The button finials shorten the chair height by 3/4".

**2724**SHAKER LADDERBACK  
NONSWIVEL COUNTER STOOL

44" H x 19" W x 20 1/2" D  
24" SH / 17" SD

*Oak, Cherry & Maple*

**2730**SHAKER LADDERBACK  
NONSWIVEL BAR STOOL

50" H x 19" W x 20 1/2" D  
30" SH / 17" SD

*Oak, Cherry & Maple*

**2427**SHAKER LADDERBACK  
SWIVEL COUNTER STOOL

44" H x 19" W x 20 1/2" D  
24" SH / 15" SD

NO SEAT OPTIONS

*Oak, Cherry & Maple*

**3027**SHAKER LADDERBACK  
SWIVEL BAR STOOL

50" H x 19" W x 20 1/2" D  
30" SH / 15" SD

NO SEAT OPTIONS

*Oak, Cherry & Maple*

## Shaker Ladderback Nonswivel Seat Options

### DROP SEAT TYPES

- U-1 Stock Fabrics, Barrow® Fabrics, Sunbrella® Fabrics (Grade 1), and COM. See page 280 for COM requirements.
- U-2 Standard Leather, Sunbrella® Fabrics (Grade 2)
- U-3 Premium Leather
  - W Wood
  - F Fiber

### UPHOLSTERY SAMPLES

See dealer showroom for upholstery samples.

### TWO TONE FINISH

Two tone finish (seat vs. stool) no upcharge for nonswivel stools. For swivel stools, add TT to Sku# for two tone pricing. Stained seat vs. painted back/legs.

# 58 Thumb Back Windsor

## 2458

### THUMBBACK SWIVEL COUNTER STOOL

43½" H x 20" W x 21" D  
24" SH / 16" SD

*Oak, Cherry & Maple*

## 3058

### THUMBBACK SWIVEL BAR STOOL

49½" H x 20" W x 21" D  
30" SH / 16" SD

*Oak, Cherry & Maple*

### TWO TONE FINISH

Add TT to Sku# for two tone pricing.  
Stained seat vs. painted back/legs.

2458



# 347 Trigon

## 34724W

### 24" TRIGON COUNTER STOOL

40" H x 19" W x 21" D  
24" SH / 17" SD

*Cherry & Maple*

### Trigon Seat Options

#### DROP SEAT TYPES

- U-1 Stock Fabrics, Barrow® Fabrics, Sunbrella® Fabrics (Grade 1), and COM. See page 280 for COM requirements.
- U-2 Standard Leather, Sunbrella® Fabrics (Grade 2)
- U-3 Premium Leather
- W Wood
- F Fiber

#### UPHOLSTERY SAMPLES

See dealer showroom for upholstery samples.

#### TWO TONE FINISH

Two tone finish (seat vs. stool) no upcharge.

34724W





24335

# 335 Tussok

## 24335

TUSSOK SWIVEL COUNTER STOOL

36" H x 21" W x 21" D

24" SH / 16" SD

*Cherry & Maple*

## 30335

TUSSOK SWIVEL BAR STOOL

42" H x 21" W x 21" D

30" SH / 16" SD

*Cherry & Maple*



33824U-2

# 338 Vineyard

## 33824

VINEYARD NONSWIVEL  
COUNTER STOOL

40" H x 21" W x 24" D

25" SH / 18" SD

*Cherry & Maple*

## 24338

VINEYARD SWIVEL  
COUNTER STOOL

40 1/2" H x 21" W x 24" D

25" SH / 19" SD

*Oak, Cherry, Maple*

## 33830

VINEYARD NONSWIVEL  
BAR STOOL

46" H x 21" W x 24" D

31" SH / 18" SD

*Cherry & Maple*

## 30338

VINEYARD SWIVEL BAR STOOL

46 1/2" H x 21" W x 24" D

31" SH / 19" SD

*Oak, Cherry, Maple*



24338U-2

## Vineyard Seat Options

### UPHOLSTERY LEVELS

U-1 Stock Fabrics, Barrow® Fabrics, Sunbrella® Fabrics (Grade 1), and COM. See page 280 for COM requirements.

U-2 Standard Leather- Sunbrella® Fabrics (Grade 2)

U-3 Premium Leather

### UPHOLSTERY SAMPLES

See dealer showroom for upholstery samples.

### NAIL TRIM

Nail trim is optional around seat—no upcharge. Clearly specify the nail trim option. Nail trim samples shown on page 282.

### RUNG PROTECTORS

Optional with upcharge.



24330 Winthrop Swivel Stools  
4100 Hawthorne High Dining



330

# Winthrop



## 24330

WINTHROP SWIVEL COUNTER STOOL

43" H x 20" W x 20" D

24" SH / 15½" SD

*Oak, Cherry & Maple*

## 30330

WINTHROP SWIVEL BAR STOOL

49" H x 20" W x 20" D

30" SH / 15½" SD

*Oak, Cherry & Maple*

### TWO TONE FINISH

Add TT to Sku# for two tone pricing.  
Stained seat vs. painted back/legs.

For additional strength, hickory bows used on the cherry and maple pieces.

71

# Tiffen



## 71

TIFFEN ROCKER

32" H x 27½" W x 34" D

20" SH / 18" SD

23½" AH / 24½" AW

*Cherry & Maple*

### Tiffen Seat Options

#### UPHOLSTERY LEVELS

U-0 Stock Fabrics

U-1 Barrow® Fabrics, Sunbrella® Fabrics (Grade 1), and COM. See page 280 for COM requirements.

U-2 Standard Leather, Sunbrella® Fabrics (Grade 2)

U-3 Premium Leather

#### UPHOLSTERY SAMPLES

See dealer showroom for upholstery samples.

# Desk Chairs & Benches



# Desk Chairs



ESTATE 357  
PAGE 140



MALIBU 34  
PAGE 140



NEW ENGLAND WINDSOR  
54 | PAGE 141



WINTHROP 330  
PAGE 141

# Benches



BORDEAUX  
PAGE 142



CLASSIC WINDSOR 5438  
PAGE 142



CODY 5485  
PAGE 143



CONTINUOUS ARM 5322  
PAGE 143



FLANDERS 5384  
PAGE 144



HALIFAX 5315  
PAGE 144



MARCHES 5316  
PAGE 145



NEW ENGLAND WINDSOR  
5454 | PAGE 145



TRESTLE 5313  
PAGE 146



TUSCANY 5314  
PAGE 146

# 357 Estate



357U-2



## 357

### ESTATE DESK CHAIR

42"-46½" H x 28" W x 29"D

26-30½" AH / 20" AW

18"-23" SH / 18" SD

*Oak, Cherry & Maple*

### Estate Seat Options

#### UPHOLSTERY LEVELS

U-1 Stock Fabrics, Barrow® Fabrics, Sunbrella® Fabrics (Grade 1), and COM. See page 280 for COM requirements.

U-2 Standard Leather, Sunbrella®

Fabrics (Grade 2)

U-3 Premium Leather

#### UPHOLSTERY SAMPLES

See dealer showroom for upholstery samples.

#### NAIL TRIM

Nail trim is optional around seat—no upcharge. **Nail trim is required on all inside backs with vinyl and leather upholstery—no upcharge.** Clearly specify the nail trim option. Nail trim samples shown on page 282.

# 34 Malibu



34ADTT

## 34AD

### MALIBU DESK CHAIR

43½-45½" H x 26" W x 26" D

18-20" SH / 16½" SD

28-30" AH x 19½" AW

*Oak & Cherry*

#### TWO TONE FINISH

Add TT to Sku# for two tone pricing. Stained seat vs. painted back/legs.

# New England 54 Windsor

---

**54AD**  
NEW ENGLAND DESK CHAIR  
39½-41½" H x 26" W x 26" D  
18-20" SH / 16" SD  
26-28" AH x 20" AW

*Oak, Cherry, & Maple*

**TWO TONE FINISH**  
Add TT to Sku# for two tone pricing.  
Stained seat vs. painted back/legs.

54AD



# 330 Winthrop

---

**330AD**  
WINTHROP DESK CHAIR  
39½-41½" H x 26" W x 26" D  
18-20" SH / 16" SD  
26-28" AH x 20" AW

*Oak, Cherry & Maple*

**TWO TONE FINISH**  
Add TT to Sku# for two tone pricing.  
Stained seat vs. painted back/legs.

330AD



5530

# Bordeaux



5530W



5530U-1



## 5530

### BORDEAUX SETTEE

40" H x 64" W x 24" D

60" AW / 29" AH

18" SH / 18" SD

*Cherry*

### Bordeaux Seat Options

#### UPHOLSTERY LEVELS

U-1 Stock Fabrics, Barrow® Fabrics, Sunbrella® Fabrics (Grade 1), and COM. See page 280 for COM requirements.

U-2 Standard Leather, Sunbrella® Fabrics (Grade 2)

U-3 Premium Leather

W Wood

#### UPHOLSTERY SAMPLES

See dealer showroom for upholstery samples.

#### TWO TONE FINISH

Two tone finish (seat vs. bench) no upcharge.

5438

# Classic Windsor



5438

## 5438

### CLASSIC WINDSOR BENCH

40½" H x 48½" W x 24" D

17½" SH / 15½" SD

27½" AH / 42½" AW

*Oak, Cherry & Maple*

#### TWO TONE FINISH

Add TT to Sku# for two tone pricing.

Stained seat vs. painted back/legs.

5485  
**Cody**

---

**5485**

**CODY BENCH**

36" H x 50<sup>3</sup>/<sub>4</sub>" W x 21" D

18" SH / 15<sup>1</sup>/<sub>2</sub>" SD

*Cherry & Maple*

**TWO TONE FINISH**

Add TT to Sku# for two tone pricing.  
Stained seat vs. painted back/legs.

5485



5322, 5422, 5522

**Continuous Arm**

---

**5322, 5422, 5522**

**CONTINUOUS ARM BENCH**

5322 37<sup>1</sup>/<sub>2</sub>" H x 40" W x 23" D

18" SH / 16" SD / 28" AH / 32" AW

5422 37<sup>1</sup>/<sub>2</sub>" H x 52" W x 23" D

18" SH / 16" SD / 28" AH / 44" AW

5522 37<sup>1</sup>/<sub>2</sub>" H x 64" W x 23" D

18" SH / 16" SD / 28" AH / 56" AW

*Oak & Cherry*

**TWO TONE FINISH**

Add TT to Sku# for two tone pricing.  
Stained seat vs. painted back/legs.

5422



5384, 5484, 5584, 5684

# Flanders



5484W

## 5384, 5484, 5584, 5684

### FLANDERS BENCH

5384	38" L x 30" H x 12" W
5484	48" L x 30" H x 12" W
5584	58" L x 30" H x 12" W
5684	68" L x 30" H x 12" W

*Cherry, Maple, & Walnut*

### FLANDERS SEAT OPTIONS

See dealer showroom for upholstery samples

U-1	Fabric, COM, COL
U-2	Standard Leather
U-3	Premium Leather
W	Wood

5315, 5415, 5515, 5615

# Halifax



5515U-1

## 5315, 5415, 5515, 5615

### HALIFAX BENCH

5315	38" L x 19" H x 15" W
5415	48" L x 19" H x 15" W
5515	58" L x 19" H x 15" W
5615	68" L x 19" H x 15" W

*Oak, Cherry, & Maple*

### HALIFAX SEAT OPTIONS

See dealer showroom for upholstery samples

U-1	Fabric, COM, COL
U-2	Standard Leather
U-3	Premium Leather
W	Wood



# 5316, 5416, 5516, 5616 Marches

---

## 5316, 5416, 5516, 5616

### MARCHES BENCH

5316 38" L x 19" H x 14" W

5416 48" L x 19" H x 14" W

5516 58" L x 19" H x 14" W

5616 68" L x 19" H x 14" W

*Oak, Cherry, & Maple*

*Steel trestle ends on the Marches bench are available in powder coated Black, Gold, Mineral, and Silver*



# New England 5454 Windsor

---

## 5454

### NEW ENGLAND BENCH

39½" H x 52" W x 22½" D

17½" SH / 16½" SD

26" AH x 43" AW

*Oak & Cherry*

### TWO TONE FINISH

Add TT to Sku# for two tone pricing.  
Stained seat vs. painted back/legs.



# 5313 Trestle

## 5313/5413/5513/5613

### TRESTLE BENCH

5313	38" L x 16"D x 18" H 21½" BETWEEN FEET / 27½" BASE LENGTH
5413	48" L x 16"D x 18" H 31½" BETWEEN FEET / 37½" BASE LENGTH
5513	58" L x 16"D x 18" H 41½" BETWEEN FEET / 47½" BASE LENGTH
5613	68" L x 16"D x 18" H 51½" BETWEEN FEET / 57½" BASE LENGTH

*Oak, Cherry & Maple*

### TWO TONE FINISH

Two tone finish (seat vs. bench) no upcharge.



5513

# 5314 Tuscany

## 5314/5414/5514/5614

### TRESTLE BENCH

5314	38" L x 16"D x 18" H 20" BETWEEN FEET / 27" BASE LENGTH
5414	48" L x 16"D x 18" H 30" BETWEEN FEET / 37" BASE LENGTH
5514	58" L x 16"D x 18" H 34" BETWEEN FEET / 41" BASE LENGTH
5614	68" L x 16"D x 18" H 44" BETWEEN FEET / 51" BASE LENGTH

*Oak, Cherry & Maple*

### TWO TONE FINISH

Two tone finish (seat vs. bench) no upcharge.



5514

# Round Pedestal Tables



ALPINE 1445  
PAGE 148



BIRDCAGE 430  
PAGE 149



BISTRO 436  
PAGE 150



BRIGHTON 4804  
PAGE 151



COLONIAL 154  
PAGE 152



CORONA 4700  
PAGE 153



COVENTRY 422  
PAGE 154



COVENTRY HIGH  
DINING 424 | PAGE 156



ENGLISH 440  
PAGE 157



HAWTHORNE 3100  
PAGE 158



HAWTHORNE HIGH  
DINING 4100 | PAGE 159



HIVE 4720  
PAGE 160



INNKEEPERS 144  
PAGE 161



INNKEEPERS HIGH  
DINING 148 | PAGE 162



IRON 152  
PAGE 163



MACKINACK 4955  
PAGE 164



DROPLEAF 167  
PAGE 165



REEDED 180  
PAGE 166



SALEM 3200  
PAGE 167



SAN MIGUEL 498  
PAGE 168



TRAVERSE 4600  
PAGE 169



TUSCANY 460  
PAGE 170



VASE 490  
PAGE 171



VAZ GRANDE 496  
PAGE 172



VINEYARD 492  
PAGE 173



351 Meros Chairs  
1455-48 Alpine Single Ped Ext Table

# 1445/1455 Alpine

TWO TONE FINISH (TABLETOP VS. SKIRT/PEDESTAL/LEGS) NO UPCHARGE

## 1445

### ALPINE SINGLE PEDESTAL TABLE

1445-36 30" H X 36" DIA

1445-42 30" H X 42" DIA

1445-48 30" H X 48" DIA

SOLID TOP

SKIRT HEIGHT 26 1/2"

EDGE OPTIONS AVAIL.

1" TOP THICKNESS / 28" TOE - TOE

*Oak, Cherry, & Maple*

## 1455-42

### ALPINE SINGLE PED. EXTENSION TABLE

30" H X 42" DIA / SKIRT HEIGHT 26 1/2"

EDGE OPTIONS AVAIL.

2-12" SKIRTED LEAVES / EXTENDS TO 66"

1" TOP THICKNESS / 28" TOE - TOE

*Oak, Cherry, & Maple*

## 1455-48

### ALPINE SINGLE PED. EXTENSION TABLE

30" H X 48" DIA / SKIRT HEIGHT 26 1/2"

EDGE OPTIONS AVAIL.

2-12" SKIRTED LEAVES / EXTENDS TO 72"

1" TOP THICKNESS / 28" TOE - TOE

*Oak, Cherry, & Maple*



1445-42



364 Berkshire Chairs  
430-60 Birdcage Pedestal Table



430-60



431-60

## 430/431 Birdcage

TWO TONE FINISH (TABLETOP VS. SKIRT/  
PEDESTAL/LEGS) NO UPCHARGE

### 430

#### BIRDCAGE PEDESTAL TABLE

430-60 30" H X 60" DIA

430-72 30" H X 72" DIA

1 1/4" THICK TOP WITH NO EDGE OPTIONS

28 3/4" CLEARANCE / 44" TOE - TOE

*Oak & Cherry*

### 431

#### BIRDCAGE PEDESTAL EXTENSION TABLE

30" H X 60" DIA (EXT. TO 80")

1 1/4" THICK TOP WITH NO EDGE OPTIONS

28 3/4" CLEARANCE / 44" TOE - TOE

1-20" SKIRTED LEAF

*Oak & Cherry*



32124W Manor House Counter Stools  
438-42 Bistro Pedestal Counter Table

## 436/438/439

# Bistro

TWO TONE FINISH (TABLETOP VS. SKIRT/  
PEDESTAL/LEGS) NO UPCHARGE

### 436

BISTRO PEDESTAL DINING TABLE

30" H X 42" DIA / SKIRT 25 1/2" H

1 1/4" THICK TOP WITH NO EDGE OPTIONS

28" TOE - TOE

*Oak & Cherry*

### 438

BISTRO PEDESTAL COUNTER TABLE

36" H X 42" DIA / SKIRT 31 1/2" H

1 1/4" THICK TOP WITH NO EDGE OPTIONS

28" TOE - TOE

*Oak & Cherry*

### 439

BISTRO PEDESTAL BAR TABLE

42" H X 42" DIA / SKIRT 37 1/2" H

1 1/4" THICK TOP WITH NO EDGE OPTIONS

28" TOE - TOE

*Oak & Cherry*



436-42

392U-1 Mier Chairs  
4805-54 Brighton Pedestal Extension Table



4805-54

## 4804/4805 Brighton

TWO TONE FINISH (TABLETOP VS. SKIRT/  
PEDESTAL/LEGS) NO UPCHARGE

### 4804

#### BRIGHTON PEDESTAL TABLE

4804-54 30" H X 54" DIA

4804-60 30" H X 60" DIA

4804-72 30" H X 72" DIA

13/4" EDGE THICKNESS

NO EDGE OPTIONS

SKIRT H 26 1/2"

29" DIAMETER BASE

*Cherry & Maple*

### 4805

#### BRIGHTON PEDESTAL EXTENSION TABLE

4805-54 30" H X 54" DIA (EXT. TO 74")

4805-60 30" H X 60" DIA (EXT. TO 80")

13/4" EDGE THICKNESS

NO EDGE OPTIONS. SKIRT H 26 1/2"

29" DIAMETER BASE

1 - 20" SKIRTED LEAF

*Cherry & Maple*



28W Sheaf Back Chairs  
154-48-E Colonial Pedestal Extension Table

# 154/155 Colonial

TWO TONE FINISH (TABLETOP VS. SKIRT/  
PEDESTAL/LEGS) NO UPCHARGE

Add C for Claw Foot Option or E for Empire  
Foot Option to the SKU when ordering.

## 154 COLONIAL SINGLE PEDESTAL EXTENSION TABLE

- 154 -42 30" H X 42" DIA / SKIRT HEIGHT 25 1/2" / EDGE OPTIONS AVAIL.  
2-12" SKIRTED LEAVES / EXTENDS TO 66" / 1" TOP THICKNESS / 33" TOE - TOE
- 154 -48 30" H X 48" DIA / SKIRT HEIGHT 25 1/2" / EDGE OPTIONS AVAIL.  
2-12" SKIRTED LEAVES / EXTENDS TO 72" / 1" TOP THICKNESS / 35" TOE - TOE  
*Oak & Cherry*

## 155 COLONIAL SINGLE PEDESTAL TABLE

- 155 -42 30" H X 42" DIA / SKIRT HEIGHT 25 1/2" / EDGE OPTIONS AVAIL.  
1" TOP THICKNESS / 33" TOE - TOE
- 155 -48 30" H X 48" DIA / SKIRT HEIGHT 25 1/2" / EDGE OPTIONS AVAIL.  
1" TOP THICKNESS / 35" TOE - TOE  
*Oak & Cherry*

152



154-48-E



154-48-C



393U-1 Valdi Chairs  
4800-54 Corona Pedestal Table



4800-54

## 4700/4800 Corona

TWO TONE FINISH (TABLETOP VS. SKIRT/  
PEDESTAL/LEGS) NO UPCHARGE

### 4700

#### CORONA PEDESTAL TABLE

4700-48 30" H x 48" DIA

4700-54 30" H x 54" DIA

4700-60 30" H x 60" DIA

4700-72 30" H x 72" DIA

1 3/4" EDGE THICKNESS

NO EDGE OPTIONS

SKIRT H 26 1/2" / 32" TOE - TOE

*Cherry & Maple*

### 4800

#### CORONA PEDESTAL EXTENSION TABLE

4800-48 30" H x 48" DIA (EXT. TO 68")

4800-54 30" H x 54" DIA (EXT. TO 74")

4800-60 30" H x 60" DIA (EXT. TO 80")

1 3/4" EDGE THICKNESS

NO EDGE OPTIONS. SKIRT H 26 1/2"

32" TOE - TOE

1 - 20" SKIRTED LEAF

*Cherry & Maple*



378W & 378AW Avena Chairs  
423-54 Coventry Pedestal Table



422-72 CLOSED



422-72 OPEN



423-54

## 422

### COVENTRY SQUARE TO ROUND PEDESTAL TABLE

422-60 30" H x 42" SQUARE  
TO 60" DIA

422-72 30" H x 51" SQUARE  
TO 72" DIA

1 3/4" THICK TOP WITH NO EDGE OPTIONS

28 1/4" CLEARANCE / 32 1/2" TOE - TOE

*Cherry & Maple*

## 423

### COVENTRY PEDESTAL TABLE

423-48 30" H x 48" DIA

423-54 30" H x 54" DIA

423-60 30" H x 60" DIA

423-72 30" H x 72" DIA

1 3/4" THICK TOP WITH NO EDGE OPTIONS

28 1/4" CLEARANCE / 32 1/2" TOE - TOE

*Cherry & Maple*

422, 423

# Coventry

TWO TONE FINISH (TABLETOP VS. SKIRT/  
PEDESTAL/LEGS) NO UPCHARGE.



37430W Braslow 30" Barstools  
425-42 Coventry Bar Table

## 424/425 High Dining Coventry

TWO TONE FINISH (TABLETOP VS. SKIRT/  
PEDESTAL/LEGS) NO UPCHARGE

### 424 COVENTRY PEDESTAL COUNTER TABLE

36" H x 42" DIA  
1 3/4" EDGE THICKNESS / NO EDGE OPTIONS  
34" CLEARANCE / 32 1/2" TOE - TOE

*Cherry & Maple*

### 425 COVENTRY PEDESTAL BAR TABLE

42" H x 42" DIA  
1 3/4" EDGE THICKNESS / NO EDGE OPTIONS  
40" CLEARANCE / 32 1/2" TOE - TOE

*Cherry & Maple*



424-42



364 Berkshire Chairs  
442-48 English Pedestal Table



440-42

## 440/442 English

TWO TONE FINISH (TABLETOP VS. SKIRT/  
PEDESTAL/LEGS) NO UPCHARGE

### 440

#### ENGLISH PEDESTAL TABLE

440-42 30" H x 42" DIA

440-48 30" H x 48" DIA

440-54 30" H x 54" DIA

STANDARD EDGE #46

EDGE OPTIONS ON PAGE 282

1" THICK TOP. SKIRT H 26 1/2"

*Oak, Cherry, & Maple*

### 442

#### ENGLISH PEDESTAL EXTENSION TABLE

442-42 30" H x 42" DIA (EXT. TO 62")

442-48 30" H x 48" DIA (EXT. TO 68")

442-54 30" H x 54" DIA (EXT. TO 74")

STANDARD EDGE #46

EDGE OPTIONS ON PAGE 282

1" THICK TOP. SKIRT H 26 1/2"

1 - 20" SKIRTED LEAF

*Oak, Cherry, & Maple*



372W Capri Chairs  
3100-48 Hawthorne Pedestal Extension Table

# 3100/3102 Hawthorne

TWO TONE FINISH (TABLETOP VS. SKIRT/PEDESTAL/LEGS) NO UPCHARGE

## 3100

### HAWTHORNE SINGLE PEDESTAL EXTENSION TABLE

3100-42 30" H x 42" DIA / 2-12" SKIRTED LEAVES / EXTENDS TO 66"

3100-48 30" H x 48" DIA / 2-12" SKIRTED LEAVES / EXTENDS TO 72"

3100-54 30" H x 54" DIA / 1-20 SKIRTED LEAF / EXTENDS TO 74"

SKIRT HEIGHT 26 1/2" / EDGE OPTIONS AVAIL / 1" TOP THICKNESS / 30 3/4" TOE - TOE  
STD EDGE #30

*Oak, Cherry & Maple*

## 3102

### HAWTHORNE SINGLE PEDESTAL TABLE

3102-36 30" H x 36" DIA

3102-42 30" H x 42" DIA

3102-48 30" H x 48" DIA

3102-54 30" H x 54" DIA

SKIRT HEIGHT 26 1/2" / EDGE OPTIONS AVAIL / 1" TOP THICKNESS / 30 3/4" TOE - TOE

*Oak, Cherry & Maple*

158



3100-42



3100-48



24330 Winthrop 24" Counter Swivel Stools  
4100-42 Hawthorne Counter Table

## High Dining 4100/4150 Hawthorne

TWO TONE FINISH (TABLETOP VS. SKIRT/PEDESTAL/LEGS) NO UPCHARGE



4100-36

### 4100-36

#### HAWTHORNE SINGLE PEDESTAL COUNTER TABLE

36" H x 36" DIA / 1" TOP THICKNESS  
SKIRT HEIGHT 32 1/2" / EDGE OPTIONS AVAIL  
30 3/4" TOE - TOE / STD EDGE #30

*Oak, Cherry & Maple*

### 4150-36

#### HAWTHORNE SINGLE PEDESTAL BAR TABLE

42" H x 36" DIA / 1" TOP THICKNESS /  
SKIRT HEIGHT 38 1/2" EDGE OPTIONS AVAIL  
/ 30 3/4" TOE - TOE / STD EDGE #30

*Oak, Cherry & Maple*

### 4100-42

#### HAWTHORNE SINGLE PEDESTAL COUNTER TABLE

36" H x 42" DIA / 1" TOP THICKNESS  
SKIRT HEIGHT 32 1/2" / EDGE OPTIONS AVAIL  
30 3/4" TOE - TOE / STD EDGE #30

*Oak, Cherry & Maple*

### 4150-42

#### HAWTHORNE SINGLE PEDESTAL BAR TABLE

42" H x 42" DIA / 1" TOP THICKNESS  
/ SKIRT HEIGHT 38 1/2"  
EDGE OPTIONS AVAIL / 30 3/4"  
TOE - TOE / STD EDGE #30

*Oak, Cherry & Maple*



368A and 368 Kilo Chairs  
4720-60 Hive Pedestal Table

## 4720/4721

# Hive

### 4720

HIVE PEDESTAL TABLE-NONEXTENSION

4720-54 30" H x 54" DIA

4720-60 30" H x 60" DIA

4720-72 30" H x 72" DIA

### 4721

HIVE PEDESTAL EXTENSION TABLE

4721-54 30" H x 54" DIA w/1 20" NONSKTD IF EXT TO 74"

4721-60 30" H x 60" DIA w/1 20" NONSKTD IF EXT TO 80"

1 1/4" TOP THICKNESS

28" DIA BASE

*Cherry & Maple*

4720-60







330TT Winthrop Chairs  
145-42 Innkeeper's Pedestal Extension Table

144/145

# Innkeepers

TWO TONE FINISH (TABLETOP VS. SKIRT/  
PEDESTAL/LEGS) NO UPCHARGE



145-42

## 145-42

INNKEEPER'S SINGLE PED.  
EXTENSION TABLE

30" H X 42" DIA / SKIRT HEIGHT 26 1/2"  
EDGE OPTIONS AVAIL.  
2-12" SKIRTED LEAVES / EXTENDS TO 66"  
1" TOP THICKNESS / 28" TOE - TOE

*Oak, Cherry, & Maple*

## 145-48

INNKEEPER'S SINGLE PED.  
EXTENSION TABLE

30" H X 48" DIA / SKIRT HEIGHT 26 1/2"  
EDGE OPTIONS AVAIL.  
2-12" SKIRTED LEAVES / EXTENDS TO 72"  
1" TOP THICKNESS / 28" TOE - TOE

*Oak, Cherry, & Maple*

## 144

INNKEEPER'S SINGLE  
PEDESTAL TABLE

144-36 30" H X 36" DIA  
144-42 30" H X 42" DIA  
144-48 30" H X 48" DIA

SOLID TOP  
SKIRT HEIGHT 26 1/2"  
EDGE OPTIONS AVAIL.  
1" TOP THICKNESS / 28" TOE - TOE

*Oak, Cherry, & Maple*



32124W Manor House Counter Stools  
148-36 Innkeeper's Pedestal Counter Table

# 148/149 High Dining Innkeepers

TWO TONE FINISH (TABLETOP VS. SKIRT/PEDESTAL/LEGS) NO UPCHARGE

**148-36**  
INNKEEPER'S SINGLE PEDESTAL  
COUNTER TABLE

36" H X 36" DIA / SKIRT HEIGHT 32 1/2"  
EDGE OPTIONS AVAIL.  
1" TOP THICKNESS / 28" TOE - TOE  
*Oak, Cherry, & Maple*

**148-42**  
INNKEEPER'S SINGLE PEDESTAL  
COUNTER TABLE

36" H X 42" DIA  
SKIRT HEIGHT 32 1/2" /  
EDGE OPTIONS AVAIL.  
1" TOP THICKNESS / 28" TOE - TOE  
*Oak, Cherry, & Maple*

**149-36**  
INNKEEPER'S SINGLE PEDESTAL  
BAR TABLE

42" H X 36" DIA / SKIRT HEIGHT 38 1/2"  
EDGE OPTIONS AVAIL.  
1" TOP THICKNESS / 28" TOE - TOE  
*Oak, Cherry, & Maple*

**149-42**  
INNKEEPER'S SINGLE PEDESTAL  
BAR TABLE

42" H X 42" DIA SKIRT HEIGHT 38 1/2"  
EDGE OPTIONS AVAIL.  
1" TOP THICKNESS / 28" TOE - TOE  
*Oak, Cherry, & Maple*



149-36



331W Chalet Chairs  
152-48 Iron Pedestal Extension Table

# 151/152 Iron

TWO TONE FINISH (TABLETOP VS.  
SKIRT/PEDESTAL/LEGS) NO UPCHARGE

## 151 IRON PEDESTAL TABLE

151-46 30" H x 46" DIA

151-48 30" H x 48" DIA

151-54 30" H x 54" DIA

SKIRT HEIGHT 26 1/2" / EDGE OPTIONS AVAIL.

1" TOP THICKNESS

33 1/2" TOE - TOE

*Oak, Cherry, & Maple*

## 152 IRON PEDESTAL EXTENSION TABLE

152-46 30" H x 46" DIA / 2-16" SKIRTED LEAVES  
(EXT. TO 78")

152-48 30" H x 48" DIA / 2-12" SKIRTED LEAVES  
(EXT. TO 72")

152-54 30" H x 54" DIA / 1-20 SKIRTED LEAF  
(EXT. TO 74")

SKIRT HEIGHT 26 1/2" / EDGE OPTIONS AVAIL.

1" TOP THICKNESS

33 1/2" TOE - TOE

*Oak, Cherry, & Maple*



152-48



361 Rettew Chairs  
4955-54 Mackinac Pedestal Table

## 4955/4950 Mackinac

### 4955

MACKINAC PEDESTAL TABLE – NONEXTENSION

4955-48 30" H X 48" DIA

4955-54 30" H X 54" DIA

4955-60 30" H X 60" DIA

25½" SKIRT HEIGHT, 1¾" TOP THICKNESS

*Cherry & Maple*

### 4950

MACKINAC PEDESTAL TABLE – EXTENSION

4950-48 30" H X 48" DIA W/1-20" LEAF EXT. TO 68"

4950-54 30" H X 54" DIA W/1-20" LEAF EXT. TO 74"

4950-60 30" H X 60" DIA W/1-20" LEAF EXT. TO 80"

25½" SKIRT HEIGHT, 1¾" TOP THICKNESS

*Cherry & Maple*



4955-54



325W Park Avenue Chairs  
167 Dropleaf Pedestal Table



168 LEAVES UP



168 LEAVES  
DOWN

## Dropleaf 167/168 Pedestal

TWO TONE FINISH (TABLETOP VS. SKIRT/  
PEDESTAL/LEGS) NO UPCHARGE

**167**  
PEDESTAL DROPLEAF TABLE  
30" H x 46" DIA / SKIRT HEIGHT  
25" / NO EDGE OPTIONS  
LEAVES DOWN: 30" H x 29" W x 46"  
L / LEAVES UP: 30" H x 46" DIA  
1" TOP THICKNESS / 3/4" TOE - TOE  
*Oak, Cherry & Maple*

**168**  
PEDESTAL DROPLEAF  
EXTENSION TABLE  
30" H x 46" DIA / SKIRT HEIGHT  
25" / NO EDGE OPTIONS  
LEAVES DOWN: 30" H x 29" W x 46" L /  
LEAVES UP: 30" H x 46" DIA  
1-20" SKIRTED LEAF / EXTENDS TO 66"  
1" TOP THICKNESS / 3/4" TOE - TOE  
*Oak, Cherry & Maple*



58 Thumbback side chair  
180-42 Reeded Pedestal Extension Table

# 180 Reeded

TWO TONE FINISH (TABLETOP VS. SKIRT/PEDESTAL/LEGS) NO UPCHARGE

## 180

### REEDED SINGLE PEDESTAL EXTENSION TABLE

180 - 42 30" H X 42" DIA / SKIRT HEIGHT 25 1/2" / EDGE OPTIONS AVAIL.  
2-12" SKIRTED LEAVES / EXTENDS TO 66" / 1" TOP THICKNESS / 30 3/4" TOE - TOE

180 - 48 30" H X 48" DIA / SKIRT HEIGHT 25 1/2" / EDGE OPTIONS AVAIL.  
2-12" SKIRTED LEAVES / EXTENDS TO 72" / 1" TOP THICKNESS / 30 3/4" TOE - TOE  
*Oak & Cherry*

## 181

### REEDED SINGLE PEDESTAL TABLE

181 - 42 30" H X 42" DIA / SKIRT HEIGHT 25 1/2" / EDGE OPTIONS AVAIL.  
1" TOP THICKNESS / 30 3/4" TOE - TOE

181 - 48 30" H X 48" DIA / SKIRT HEIGHT 25 1/2" / EDGE OPTIONS AVAIL.  
1" TOP THICKNESS / 30 3/4" TOE - TOE  
*Oak & Cherry*



180-42



321W/321AW Manor House Chairs  
3200-48 Salem Pedestal Extension Table



3200-48

## 3200/3202 Salem

TWO TONE FINISH (TABLETOP VS. SKIRT/  
PEDESTAL/LEGS) NO UPCHARGE

### 3200 SALEM SINGLE PEDESTAL EXTENSION TABLE

3200-48 30" H X 48" DIA / 2-12"  
SKIRTED LEAVES / EXTENDS TO 72"  
3200-54 30" H X 54" DIA / 1-20"  
SKIRTED LEAF / EXTENDS TO 74"  
SKIRT HEIGHT 26 1/2" / EDGE OPTIONS AVAIL  
/ 1" TOP THICKNESS / 37 1/2" TOE - TOE  
STD EDGE #46

*Oak, Cherry & Maple*

### 3202 SALEM SINGLE PEDESTAL TABLE

3200-48 30" H X 48" DIA  
3200-54 30" H X 54" DIA  
SKIRT HEIGHT 26 1/2" / EDGE OPTIONS AVAIL  
/ 1" TOP THICKNESS / 37 1/2" TOE - TOE  
STD EDGE #46

*Oak, Cherry & Maple*



326W Lafayette Side chairs  
499-60 San Miguel Pedestal Extension Table

# 498/499 San Miguel

TWO TONE FINISH (TABLETOP VS. SKIRT/  
PEDESTAL/LEGS) NO UPCHARGE

## 498 SAN MIGUEL PEDESTAL TABLE

498-54 30" H X 54" DIA  
498-60 30" H X 60" DIA  
STANDARD EDGE #48  
EDGE OPTIONS ON PAGE 282  
1 1/4" THICK TOP / SKIRT H 24 3/4"  
32" TOE - TOE

*Cherry & Maple*

## 499 SAN MIGUEL PEDESTAL EXTENSION TABLE

499-54 30" H X 54" DIA  
499-60 30" H X 60" DIA  
STANDARD EDGE #48  
EDGE OPTIONS ON PAGE 282  
1 1/4" THICK TOP. SKIRT H 24 3/4"  
32" TOE - TOE

1 - 20" SKIRTED LEAF

*Cherry & Maple*

168



499-60





345 Calypso Chairs  
4600-48 Traverse Round Extension Table



4600-54



4600-54

## 4600/4602 Traverse

TWO TONE FINISH (TABLETOP VS. SKIRT/  
PEDESTAL/LEGS) NO UPCHARGE

### 4600

#### TRAVERSE ROUND EXTENSION TABLE

4600-48 30" H x 48" DIA / 2-12"

SKIRTED LEAVES / EXTENDS TO 72"

4600-54 30" H x 54" DIA / 1-20"

SKIRTED LEAF / EXTENDS TO 74"

SKIRT HEIGHT 27" / EDGE OPTIONS AVAIL

/ 1" TOP THICKNESS / 25 1/2" TOE-TOE

*Cherry, Maple, & Walnut*

### 4602

#### TRAVERSE ROUND TABLE

4602-48 30" H x 48" DIA

4600-54 30" H x 54" DIA

SKIRT HEIGHT 27" / EDGE OPTIONS AVAIL

/ 1" TOP THICKNESS / 25 1/2" TOE-TOE

*Cherry, Maple, & Walnut*



374U-1 Braslow Chairs  
461-60 Tuscany Pedestal Extension Table

# 460/461 Tuscany

TWO TONE FINISH (TABLETOP VS. SKIRT/PEDESTAL/LEGS) NO UPCHARGE

## 460 TUSCANY PEDESTAL TABLE

460-48 30" H x 48" DIA / TOE - TOE 32"

460-54 30" H x 54" DIA / TOE - TOE 36"

460-60 30" H x 60" DIA / TOE - TOE 38"

460-72 30" H x 72" DIA / TOE - TOE 38"

STANDARD EDGE #30

EDGE OPTIONS ON PAGE 282

1 1/4" THICK TOP

28 3/4" CLEARANCE

*Oak, Cherry, & Maple*

## 461 TUSCANY PEDESTAL EXTENSION TABLE

461-48 30" H x 48" DIA / TOE - TOE 32"  
(EXT. TO 68")

461-54 30" H x 54" DIA / TOE - TOE 36"  
(EXT. TO 74")

461-60 30" H x 60" DIA / TOE - TOE 38"  
(EXT. TO 80")

STANDARD EDGE #30

EDGE OPTIONS ON PAGE 282

1 1/4" THICK TOP. SKIRT H 25 1/2"

1 - 20" SKIRTED LEAF

*Oak, Cherry, & Maple*



460-48



461-60



324W Yorkshire side Chairs  
491-54 Vase Pedestal Extension Table

## 490/491 Vase



491-54

TWO TONE FINISH (TABLETOP VS. SKIRT/  
PEDESTAL/LEGS) NO UPCHARGE

### 490

#### VASE PEDESTAL TABLE

490-48 30" H x 48" DIA

490-54 30" H x 54" DIA

STANDARD EDGE #48

EDGE OPTIONS ON PAGE 282

TOE - TOE 31"

1 1/4" THICK TOP / 28 3/4" CLEARANCE

*Oak, Cherry, & Maple*

### 491

#### VASE PEDESTAL EXTENSION TABLE

491-48 30" H x 48" DIA (EXT. TO 68")

491-54 30" H x 54" DIA (EXT. TO 74")

STANDARD EDGE #48

EDGE OPTIONS ON PAGE 282

1 1/4" THICK TOP / 28 3/4" CLEARANCE

TOE - TOE 31"

1 - 20" LEAF

*Oak, Cherry, & Maple*



374W Braslow Side Chairs  
497-54 Vaz Grande Pedestal Ext Table

# 496/497 Vaz Grande

TWO TONE FINISH (TABLETOP VS. SKIRT/PEDESTAL/LEGS) NO UPCHARGE

## 496 VAZ GRANDE PEDESTAL TABLE

496-54 30" H x 54" DIA  
496-60 30" H x 60" DIA  
496-72 30" H x 72" DIA  
STANDARD EDGE #48  
EDGE OPTIONS ON PAGE 282  
1 1/4" THICK TOP / 28 3/4" CLEARANCE  
32" TOE - TOE

*Oak, Cherry, & Maple*

## 497 VAZ GRANDE PEDESTAL EXTENSION TABLE

497-54 30" H x 54" DIA (EXT. TO 74")  
497-60 30" H x 60" DIA (EXT. TO 80")  
STANDARD EDGE #48  
EDGE OPTIONS ON PAGE 282  
1 1/4" THICK TOP / 28 3/4" CLEARANCE  
32" TOE - TOE

1 - 20" LEAF  
*Oak, Cherry, & Maple*



497-60



338U-2 Vineyard Side Chairs  
493-60 Vineyard Pedestal Extension Table



493-60

## 492/493 Vineyard

TWO TONE FINISH (TABLETOP VS. SKIRT/PEDESTAL/LEGS) NO UPCHARGE

### 492

#### VINEYARD PEDESTAL TABLE

492-54 30" H x 54" DIA

492-60 30" H x 60" DIA

492-72 30" H x 72" DIA

STANDARD EDGE #48

EDGE OPTIONS ON PAGE 282

1 1/4" THICK TOP / 28 3/4" CLEARANCE

27" DIAMETER BASE

*Oak, Cherry, & Maple*

### 493

#### VINEYARD PEDESTAL EXTENSION TABLE

493-54 30" H x 54"

DIA (EXT. TO 74")

493-60 30" H x 60"

DIA (EXT. TO 80")

STANDARD EDGE #48

EDGE OPTIONS ON PAGE 282

1 1/4" THICK TOP / 28 3/4" CLEARANCE

27" DIAMETER BASE

1 - 20" LEAF

*Oak, Cherry, & Maple*

# Rectangle Trestle Tables



ALPINE 1465  
PAGE 175



ENGLISH 445  
PAGE 176



FRENCH 457  
PAGE 178



INNKEEPERS 146  
PAGE 180



MISSION TRESTLE 591  
PAGE 181



LATITUDE 4503  
PAGE 182



POSTER 426  
PAGE 184



QUEEN ANNE 176  
PAGE 186



TRAVERSE 4500  
PAGE 188



TUSCANY 463  
PAGE 190



TUSCANY 465  
PAGE 192



ELEMENTS TABLES  
PAGE 194



1465-66

# 1465 Alpine

---

TWO TONE FINISH (TABLETOP VS. SKIRT/  
PEDESTAL/LEGS) NO UPCHARGE

## 1465-60

### ALPINE DOUBLE PEDESTAL EXTENSION TABLE

30" H x 40" W x 60" L  
SKIRT HEIGHT 26 1/2" / EDGE OPTIONS  
AVAIL / 1" TOP THICKNESS  
30" BETWEEN TRESTLES / 28" TOE - TOE  
2-12" NON-SKIRTED SELF-STORING  
LEAVES / EXTENDS TO 84"  
*Oak, Cherry, & Maple*

## 1465-66

### ALPINE DOUBLE PEDESTAL EXTENSION TABLE

30" H x 44" W x 66" L  
SKIRT HEIGHT 26 1/2" / EDGE OPTIONS  
AVAIL / 1" TOP THICKNESS  
36" BETWEEN TRESTLES / 28" TOE - TOE  
4-12" NON-SKIRTED SELF-STORING  
LEAVES / EXTENDS TO 114"  
*Oak, Cherry, & Maple*

388U-1 Berkeley Chairs  
449-72 English Trestle Extension Table







449-72



449-72

#### 445

##### ENGLISH TRESTLE EXTENSION TABLE (NOT SHOWN)

445-72 30" H x 44" W x 72" L (EXT. TO 120")

BETWEEN TRESTLES: 29 1/2" / 32" TOE -TOE

445-84 30" H x 44" W x 84" L (EXT. TO 132")

BETWEEN TRESTLES: 35 1/2" / 32" TOE -TOE

1 1/4" THICK TOP WITH NO EDGE OPTIONS. SKIRT HEIGHT: 25"  
4-12" SELF-STORING NON-SKIRTED CENTER EXTENSION LEAVES.  
NO BREADBOARD EDGES ON TABLETOP OR LEAVES.

STANDARD EDGE #30. TABLE EDGE OPTIONS ON PAGE 282

*Oak, Cherry, & Maple*

#### 449

##### ENGLISH TRESTLE EXTENSION TABLE

449-72 30" H x 44" W x 72" L (EXT. TO 112")

BETWEEN TRESTLES: 29 1/2" / 32" TOE -TOE

449-84 30" H x 44" W x 84" L (EXT. TO 124")

BETWEEN TRESTLES: 35 1/2" / 32" TOE -TOE

1 1/4" THICK TOP WITH NO EDGE OPTIONS. SKIRT HEIGHT: 25"  
2-20" SELF-STORING NON-SKIRTED CENTER EXTENSION LEAVES

*Oak, Cherry, & Maple*

445/449

# English

TWO TONE FINISH (TABLETOP VS. SKIRT/  
PEDESTAL/LEGS) NO UPCHARGE



344U-3 & 344AU-3 Sienna Chairs  
457-84 French Trestle Extension Table



457-84

**453 (not shown)**

**FRENCH TRESTLE TABLE**

- 453-72 30" H x 42" W x 72" L  
BETWEEN TRESTLES: 41" / 32" TOE -TOE
  - 453-84 30" H x 44" W x 84" L  
BETWEEN TRESTLES: 46 1/2" / 32" TOE -TOE
  - 453-96 30" H x 44" W x 96" L  
BETWEEN TRESTLES: 59" / 32" TOE -TOE
  - 453-108 30" H x 44" W x 108" L  
BETWEEN TRESTLES: 71" / 32" TOE -TOE
- 2 1/2" THICK TOP WITH NO EDGE OPTIONS / 27 1/2" CLEARANCE  
*Oak, Cherry, & Maple*

**457**

**FRENCH TRESTLE EXTENSION TABLE**

- 457-72 30" H x 42" W x 72" L (EXT. TO 115")  
BETWEEN TRESTLES: 41" / 32" TOE -TOE
  - 457-84 30" H x 44" W x 84" L (EXT. TO 124")  
BETWEEN TRESTLES: 46 1/2" / 32" TOE -TOE
  - 457-96 30" H x 44" W x 96" L (EXT. TO 136")  
BETWEEN TRESTLES: 59" / 32" TOE -TOE
  - 457-108 30" H x 44" W x 108" L (EXT. TO 148")  
BETWEEN TRESTLES: 71" / 32" TOE -TOE
- 2 1/2" THICK TOP WITH NO EDGE OPTIONS / 27 1/2" CLEARANCE  
2-20" COMPANY BOARDS  
*Oak, Cherry, & Maple*

**COMPANY BOARDS**

To extend this table, pull out the two extension rails on both ends of the table. Then, line up the pegs on the boards with the holes in the rails. Lock in place with the sliding peg latch.

**457**  
**French**

TWO TONE FINISH (TABLETOP VS. SKIRT/  
PEDESTAL/LEGS) NO UPCHARGE



146-60

# 146 Double Pedestal Innkeepers

## 146-60

### INNKEEPER'S DOUBLE PEDESTAL EXTENSION TABLE

30" H x 40" W x 60" L

SKIRT HEIGHT 26 1/2" / EDGE OPTIONS

AVAIL. / 1" TOP THICKNESS

2-12" NON-SKIRTED SELF-STORING

LEAVES / EXTENDS TO 84"

30" BTW TRESTLES / 28" TOE - TOE

*Oak & Cherry*

## 146-66

### INNKEEPER'S DOUBLE PEDESTAL EXTENSION TABLE

30" H x 44" W x 66" L

SKIRT HEIGHT 26 1/2" / EDGE OPTIONS

AVAIL. / 1" TOP THICKNESS

4-12" NON-SKIRTED SELF-STORING

LEAVES / EXTENDS TO 114"

36" BTW TRESTLES / 28" TOE - TOE

*Oak & Cherry*



591

**591**  
MISSION TRESTLE EXTENSION TABLE  
30" H x 44" W x 72" L  
4-12" NONSKIRTED SELF-STORING  
LEAVES / EXTENDS TO 120"  
SKIRT HEIGHT 25 1/4"  
1" TOP THICKNESS / 35 1/2" BTW  
TRESTLES / 32" TOE - TOE  
*Cherry*

## Mission 591 Trestle

TWO TONE FINISH (TABLETOP VS. SKIRT/  
PEDESTAL/LEGS) NO UPCHARGE

365U-1 St Croix Chairs  
4507-68 Latitude Trestle Table





4507-68

**4503-68**

**LATITUDE TRESTLE TABLE**

30" x 42" W x 68" L

DISTANCE BTW TRESTLES 30" / 32" TOE - TOE

1 3/4" TOP THICKNESS / 27 1/2" CLEARANCE

*Cherry & Maple*

**4503-80**

**LATITUDE TRESTLE TABLE**

30" x 44" W x 80" L

DISTANCE BTW TRESTLES 36" / 32" TOE - TOE

1 3/4" TOP THICKNESS / 27 1/2" CLEARANCE

*Cherry & Maple*

**4507-68**

**LATITUDE TRESTLE EXTENSION TABLE**

30" x 42" W x 68" L

DISTANCE BTW TRESTLES 30" / 32" TOE - TOE

1 3/4" TOP THICKNESS / 27 1/2" CLEARANCE

2-20" COMPANY BOARDS / EXT - 108"

*Cherry & Maple*

**4507-80**

**LATITUDE TRESTLE EXTENSION TABLE**

30" x 44" W x 80" L

DISTANCE BTW TRESTLES 36" / 32" TOE - TOE

1 3/4" TOP THICKNESS / 27 1/2" CLEARANCE

2-20" COMPANY BOARDS / EXT - 120"

*Cherry & Maple*

**COMPANY BOARDS**

To extend this table, pull out the two extension rails on both ends of the table. Then, line up the pegs on the boards with the holes in the rails. Lock in place with the sliding peg latch.

4503/4507  
**Latitude**

TWO TONE FINISH (TABLETOP VS. SKIRT/  
PEDESTAL/LEGS) NO UPCHARGE

379U-1 & 379AU-1 Montelier Chairs  
427-84 Poster Trestle Extension Table







427-84

COMPANY BOARDS

To extend this table, pull out the two extension rails on both ends of the table. Then, line up the pegs on the boards with the holes in the rails. Lock in place with the sliding peg latch.

**426**

POSTER TRESTLE TABLE

- 426-72 30" H x 42" W x 72" L  
BETWEEN TRESTLES: 32"
- 426-84 30" H x 44" W x 84" L  
BETWEEN TRESTLES: 38"
- 426-96 30" H x 44" W x 96" L  
BETWEEN TRESTLES: 50 1/2"
- 426-108 30" H x 44" W x 108" L  
BETWEEN TRESTLES: 60"

2 1/2" EDGE THICKNESS / NO EDGE OPTIONS  
27 1/2" CLEARANCE / 32" TOE-TOE

*Cherry & Maple*

**427**

POSTER TRESTLE EXTENSION TABLE

- 427-72 30" H x 42" W x 72" L (EXT. TO 112")  
BETWEEN TRESTLES: 32"
- 427-84 30" H x 44" W x 84" L (EXT. TO 124")  
BETWEEN TRESTLES: 38"
- 427-96 30" H x 44" W x 96" L (EXT TO 136")  
BETWEEN TRESTLES: 50 1/2"
- 427-108 30" H x 44" W x 108" L (EXT TO 148")  
BETWEEN TRESTLES: 60"

2 1/2" EDGE THICKNESS  
NO EDGE OPTIONS / 27 1/2" CLEARANCE

2-20" COMPANY BOARDS

*Cherry & Maple*

**426/427**

**Poster**

TWO TONE FINISH (TABLETOP VS. SKIRT/  
PEDESTAL/LEGS) NO UPCHARGE



346U and 346AU Queen Ann chairs  
176 Queen Ann Extension Table



176

**176**

QUEEN ANNE EXTENSION TABLE

30" H x 44" W x 66" L

EDGE OPTIONS AVAIL.

4-12" NON-SKIRTED SELF-STORING LEAVES

EXTENDS TO 114"

SKIRT HEIGHT: 26 1/2" / NO SKIRT OPTIONS

1" TOP THICKNESS / 36" BTW PEDESTALS

*Cherry*

TWO TONE FINISH (TABLETOP VS. SKIRT/  
PEDESTAL/LEGS) NO UPCHARGE

**176**

**Queen Anne**

**187**



377W & 377AW Marque Chairs  
4500-64 Traverse Extension Table



4500

**4500-64**

**TRAVERSE EXTENSION TABLE**

30" H x 42" W x 64" L

SKIRT HEIGHT 27" / EDGE OPTIONS AVAIL / 1" TOP THICKNESS

2-12" SELF-STORING LEAVES / EXTENDS TO 88"

26" TOE-TOE (END) / 40" TOE-TOE (SIDE)

*Cherry, Maple, & Walnut*

**4500-72**

**TRAVERSE EXTENSION TABLE**

30" H x 44" W x 72" L

SKIRT HEIGHT 27" / EDGE OPTIONS AVAIL / 1" TOP THICKNESS

4-12" SELF-STORING LEAVES / EXTENDS TO 110"

26" TOE-TOE (END) / 52" TOE-TOE (SIDE)

*Cherry, Maple, & Walnut*

4500

# Traverse

TWO TONE FINISH (TABLETOP VS. SKIRT/  
PEDESTAL/LEGS) NO UPCHARGE

189

338AU-1 & 338U-1 Vineyard Chairs  
467-72 Tuscany Trestle Extension Table





463-84



467-72

**463**

**TUSCANY TRESTLE TABLE**

- 463-72 30" H x 42" W x 72" L  
BETWEEN TRESTLES: 30" / 32" TOE -TOE
  - 463-84 30" H x 44" W x 84" L  
BETWEEN TRESTLES: 36" / 32" TOE -TOE
  - 463-96 30" H x 44" W x 96" L  
BETWEEN TRESTLES: 48" / 32" TOE -TOE
  - 463-108 30" H x 44" W x 108" L  
BETWEEN TRESTLES: 60" / 32" TOE -TOE
- 2 1/2" THICK TOP WITH NO EDGE OPTIONS / 2 7/8" CLEARANCE  
*Oak, Cherry, & Maple*

COMPANY BOARDS

To extend this table, pull out the two extension rails on both ends of the table. Then, line up the pegs on the boards with the holes in the rails. Lock in place with the sliding peg latch.

**467**

**TUSCANY TRESTLE EXTENSION TABLE**

- 467-72 30" H x 42" W x 72" L (EXT. TO 112")  
BETWEEN TRESTLES: 30" / 32" TOE -TOE
  - 467-84 30" H x 44" W x 84" L (EXT. TO 124")  
BETWEEN TRESTLES: 36" / 32" TOE -TOE
  - 467-96 30" H x 44" W x 96" L (EXT TO 136")  
BETWEEN TRESTLES: 48" / 32" TOE -TOE
  - 467-108 30" H x 44" W x 108" L (EXT TO 148")  
BETWEEN TRESTLES: 60" / 32" TOE -TOE
- 2 1/2" THICK TOP WITH NO EDGE OPTIONS / 2 7/8" CLEARANCE  
2-20" COMPANY BOARDS  
*Oak, Cherry, & Maple*

**463/467**

**Tuscany**

TWO TONE FINISH (TABLETOP VS. SKIRT/  
PEDESTAL/LEGS) NO UPCHARGE

363 & 363A Bayonne Chairs  
465-72 Tuscany Trestle Extension Table







465-72



469-72

**465**

**TUSCANY TRESTLE EXTENSION TABLE**

- 465-72 30" H x 44" W x 72" L (EXT. TO 120")  
BETWEEN TRESTLES: 30" / 32" TOE -TOE
- 465-84 30" H x 44" W x 84" L (EXT. TO 132")  
BETWEEN TRESTLES: 36" / 32" TOE -TOE

1 1/4" THICK TOP. 4-12" SELF-STORING NON-SKIRTED CENTER EXTENSION LEAVES.  
SKIRT HEIGHT: 25 1/2"

THIS TABLE HAS NO BREADBOARD EDGES ON TABLE TOP OR LEAVES.  
STANDARD EDGE #30. TABLE EDGE OPTIONS ON PAGE 282

*Oak, Cherry, & Maple*

**469**

**TUSCANY TRESTLE EXTENSION TABLE**

- 469-72 30" H x 44" W x 72" L (EXT. TO 112")  
BETWEEN TRESTLES: 30" / 32" TOE -TOE
- 469-84 30" H x 44" W x 84" L (EXT. TO 124")  
BETWEEN TRESTLES: 36" / 32" TOE -TOE

1 1/4" THICK TOP. 2-20" SELF-STORING NON-SKIRTED CENTER EXTENSION LEAVES.  
NO EDGE OPTIONS. SKIRT HEIGHT: 25 1/2"

*Oak, Cherry, & Maple*

**465/469**

**Tuscany**

TWO TONE FINISH (TABLETOP VS. SKIRT/  
PEDESTAL/LEGS) NO UPCHARGE



385 Cody Chairs  
2010-78 Plateau Rectangle Table on Litho Base

# Elements

CHOOSE THE COMBINATION YOU WANT.

With the Elements tables, you choose the table top and table base combination that suits your taste. These pages display the table tops, the following pages show the available bases.



**2015-54**  
54" DELTA ROUND TABLETOP  
1 3/4" THICK

**2015-60**  
60" DELTA ROUND TABLETOP  
1 3/4" THICK

**2015-72**  
72" DELTA ROUND TABLETOP  
1 3/4" THICK

*Cherry & Maple*



**2603-72**

MESA GRANDE RECTANGLE NONEXTENSION TABLETOP  
BREADBOARD ENDS / 2 1/2" EDGE THICKNESS / 42" W x 72" L

**2603-84**

MESA GRANDE RECTANGLE NONEXTENSION TABLETOP  
BREADBOARD ENDS / 2 1/2" EDGE THICKNESS / 44" W x 84" L

**2603-96**

MESA GRANDE RECTANGLE NONEXTENSION TABLETOP  
BREADBOARD ENDS / 2 1/2" EDGE THICKNESS / 44" W x 96" L  
*Oak, Cherry, & Maple*



**2607-72**

MESA GRANDE RECTANGLE EXTENSION TABLETOP  
BREADBOARD ENDS / W 2-20" COMPANY BOARDS / EXT 112"  
2 1/2" EDGE THICKNESS / 42" W x 72" L

**2607-84**

MESA GRANDE RECTANGLE EXTENSION TABLETOP  
BREADBOARD ENDS / W 2-20" COMPANY BOARDS / EXT 124"  
2 1/2" EDGE THICKNESS / 44" W x 84" L

**2607-96**

MESA GRANDE RECTANGLE EXTENSION TABLETOP  
BREADBOARD ENDS / W 2-20" COMPANY BOARDS / EXT 136"  
2 1/2" EDGE THICKNESS / 44" W x 96" L  
*Oak, Cherry, & Maple*



**2010-54**

PLATEAU RECTANGLE NONEXTENSION TABLETOP  
1 3/4" THICK / 38" W x 54" L

**2010-78**

PLATEAU RECTANGLE NONEXTENSION TABLETOP  
1 3/4" THICK / 38" W x 78" L

**2010-100**

PLATEAU RECTANGLE NONEXTENSION TABLETOP  
1 3/4" THICK / 38" W x 100" L  
*Oak, Cherry, & Maple*



**2503-68**

TUNDRA RECTANGLE NONEXTENSION TABLETOP  
BREADBOARD ENDS / 1 3/4" THICK / 42" W x 68" L

**2503-80**

TUNDRA RECTANGLE NONEXTENSION TABLETOP  
BREADBOARD ENDS / 1 3/4" THICK / 44" W x 80" L  
*Oak, Cherry, & Maple*



**2507-68**

TUNDRA RECTANGLE EXTENSION TABLETOP  
BREADBOARD ENDS / W 2-20" COMPANY BOARDS / EXT 108"  
1 3/4" THICK / 42" W x 68" L

**2507-80**

TUNDRA RECTANGLE EXTENSION TABLETOP  
BREADBOARD ENDS / W 2-20" COMPANY BOARDS / EXT 120"  
1 3/4" THICK / 44" W x 80" L  
*Oak, Cherry, & Maple*

**COMPANY BOARDS**

To extend this table, pull out the two extension rails on both ends of the table. Then, line up the pegs on the boards with the holes in the rails. Lock in place with the sliding peg latch.



376U-1 Dunbar Chairs  
2010-78 Plateau Rectangle Table on Platinum Base

# Elements

CHOOSE THE COMBINATION YOU WANT.

With the Elements tables, you choose the table top and table base combination that suits your taste. These pages display the table bases, a prior page displays the table tops.

All Elements table bases have color options: Black, Gold, Mineral, and Silver.



**2214**  
COBALT TABLE BASE  
32" W

**2220**  
KRYPTO TABLE BASE  
26" W



**2223**  
LITHO TABLE BASE  
28" W



**2216**  
NEOS TABLE BASE  
29 1/2" W



**2211**  
NITRO TABLE BASE  
33" W



**2226**  
PLATINUM TABLE BASE  
24 1/2" W



**2250**  
RHODIUM TABLE BASE  
32" TOE TO TOE



**2222**  
TELLUS TABLE BASE  
32" W



**2218**  
XENON TABLE BASE  
32" W



# Leg Tables



# Leg Tables



110 RECTANGLE  
PAGE 200



120 RECTANGLE  
PAGE 202



130 ROUND  
PAGE 204



150 FARM  
PAGE 206



160 YARMOUTH  
PAGE 208



190 DRAWLEAF  
PAGE 210



2900 DRAWLEAF  
PAGE 212



4900 DRAWLEAF  
PAGE 213



484 FARMHOUSE  
PAGE 214



476 ROUND/  
OVAL | PAGE 216



520 MID CENTURY  
PAGE 218



550 MID CENTURY  
PAGE 219



1010 DINETTE  
PAGE 220



1050 DINETTE  
PAGE 221



161 SQUARE DROPLEAF  
PAGE 222



163 ROUND DROPLEAF  
PAGE 223



165 DROPLEAF DINETTE  
PAGE 224



166 DROPLEAF DINETTE  
PAGE 225



4010 WHEATON  
PAGE 226



4015 WHEATON  
PAGE 227



4105 LANGHORNE  
PAGE 228



4220 SAVANNA  
PAGE 229



4300 HANSEL  
PAGE 230



4400 HANSEL  
PAGE 231



4652 MEROS  
PAGE 232



336W & 336AW Cambridge Chairs  
1103-64-2-B Rectangle Extension Table

# 110 Rectangle

## 110 RECTANGLE EXTENSION TABLE

1" TABLE TOP THICKNESS

12" NONSKIRTED LEAVES

TWO TONE FINISH (TABLETOP VS. SKIRT/PEDESTAL/LEGS) NO UPCHARGE

36" LEGS ON 56" AND 64" TABLES NO UPCHARGE

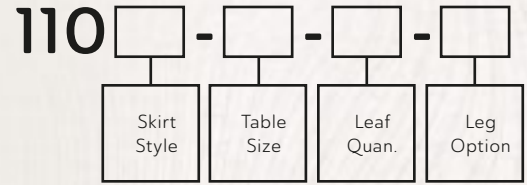
*Oak, Cherry & Maple*



1100-64-2-S













Create the Table Item # by choosing from the options below to fill in the blanks of the Sku to the right.



### Skirt Styles

Each skirt option is shown with its corresponding default table edge option. Go to page 282 to see a list of available custom table edge options. All 56" and 64" long tables configured with 30" legs have a minimum 25" skirt height. 72" tables have a minimum 24 1/2" skirt height. Most arm chairs will not fit under the table skirt.

<b>0</b> TRADITIONAL SKIRT		<b>#30</b> SIMPLE EDGE (STANDARD)	
<b>3</b> SHAKER SKIRT		<b>#32</b> BULLNOSE EDGE (STANDARD)	
<b>5</b> ANTIQUE SKIRT		<b>#30</b> SIMPLE EDGE (STANDARD)	
<b>7</b> FRENCH SKIRT (STRAIGHT LEAF SKIRT)		<b>#48</b> FRENCH EDGE (STANDARD)	
<b>9</b> CONTEMPORARY SKIRT (STRAIGHT LEAF SKIRT)		<b>#30</b> SIMPLE EDGE (STANDARD)	

### Table Sizes


All table measurements in the chart below apply to the table when not extended.

Size	Width	Length	Btw Legs Side	Btw Legs End
<b>56</b>	38"	56"	45 3/4"	24 3/4"
<b>64</b>	42"	64"	53"	30 3/4"
<b>72</b>	44"	72"	60"	30 3/4"

### Leaf Quantities

All leaves are 12" wide and are non-skirted. The table comes standard with two self-storing leaves (see diagram at right). Tables ordered with six or more leaves come with two center legs.

Leaf Quantity	Leaves	56" Table Extended Length	64" Table Extended Length	72" Table Extended Length
<b>2</b>	Self-Storing	80"	88"	96"
<b>4</b>	Non Self-Storing	104"	112"	120"
<b>6</b>	Non Self-Storing	128"	136"	144"
<b>8</b>	Non Self-Storing	152"	160"	168"
<b>11</b>	Non Self-Storing	188"	196"	204"



### Leg Options for 56" & 64" Tables

30" [STANDARD HEIGHT]      36" [COUNTER HEIGHT]

A B C D E F I J N S      A36 B36 C36 D36 F36 J36 N36

### Leg Options for 72" Table

30" [STANDARD HEIGHT]

A B C D E F G J N S



338U-1 Vineyard Chairs  
1200-72-2 D Rectangle Extension Table

# 120 Rectangle

120  
RECTANGLE EXTENSION TABLE

1" TABLE TOP THICKNESS

20" SKIRTED LEAVES

TWO TONE FINISH (TABLETOP VS. SKIRT/PEDESTAL/LEGS) NO UPCHARGE

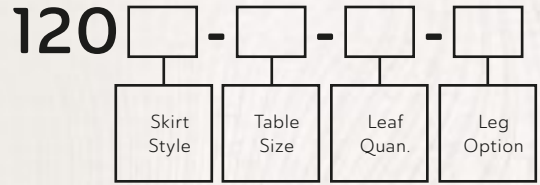
36" LEGS ON 56" AND 64" TABLES NO UPCHARGE

*Oak, Cherry & Maple*








1207-64-2-E

Create the Table Item # by choosing from the options below to fill in the blanks of the Sku to the right.



### Skirt Styles

Each skirt option is shown with its corresponding default table edge option. Go to page 282 to see a list of available custom table edge options. All 56" and 64" long tables configured with 30" legs have a minimum 25" skirt height. 72" tables have a minimum 24 1/2" skirt height. Most arm chairs will not fit under the table skirt.

<b>0</b> TRADITIONAL SKIRT		#30 SIMPLE EDGE (STANDARD)
<b>3</b> SHAKER SKIRT		#32 BULLNOSE EDGE (STANDARD)
<b>5</b> ANTIQUE SKIRT		#30 SIMPLE EDGE (STANDARD)
<b>7</b> FRENCH SKIRT (STRAIGHT LEAF SKIRT)		#48 FRENCH EDGE (STANDARD)
<b>9</b> CONTEMPORARY SKIRT (STRAIGHT LEAF SKIRT)		#30 SIMPLE EDGE (STANDARD)

### Table Sizes


All table measurements in the chart below apply to the table when not extended.

Size	Width	Length	Btw Legs Side	Btw Legs End
<b>56</b>	38"	56"	45 3/4"	24 3/4"
<b>64</b>	42"	64"	53"	30 3/4"
<b>72</b>	44"	72"	60"	30 3/4"

### Leaf Quantities

All leaves are 20" wide and are skirted. The table comes standard with one skirted leaf.

Leaf Quantity	Leaves	56" Table Extended Length	64" Table Extended Length	72" Table Extended Length
<b>1</b>	Non Self-Storing	76"	84"	92"
<b>2</b>	Non Self-Storing	96"	104"	112"



### Leg Options for 56" & 64" Tables

30" [STANDARD HEIGHT]



A B C D E F I J N S

36" [COUNTER HEIGHT]



A36 B36 C36 D36 F36 J36 N36

### Leg Options for 72" Table

30" [STANDARD HEIGHT]



A B C D E F G J N S



380 & 380A Windham Chairs  
1303-42-D Round Extension Table

# 130/133 Round

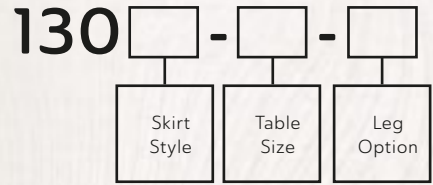
**130**  
ROUND EXTENSION TABLE  
1" TABLE TOP THICKNESS  
20" SKIRTED LEAVES  
TWO TONE FINISH (TABLETOP VS. SKIRT/  
PEDESTAL/LEGS) NO UPCHARGE  
36" LEGS ON ALL TABLES NO UPCHARGE  
*Oak, Cherry & Maple*

**133**  
ROUND TABLE  
1" TABLE TOP THICKNESS  
TWO TONE FINISH (TABLETOP VS. SKIRT/  
PEDESTAL/LEGS) NO UPCHARGE  
36" LEGS ON ALL TABLES NO UPCHARGE  
*Oak, Cherry & Maple*













1305-54-A

Create the Table Item # by choosing from the options below to fill in the blanks of the Sku to the right.



### Skirt Styles

Each skirt option is shown with its corresponding default table edge option. Go to page 282 to see a list of available custom table edge options. All 130 Series have a minimum 25" skirt height. Most arm chairs will not fit under the table skirt.

<b>0</b> TRADITIONAL SKIRT		<b>#30</b> SIMPLE EDGE (STANDARD)	
<b>3</b> SHAKER SKIRT		<b>#32</b> BULLNOSE EDGE (STANDARD)	
<b>5</b> ANTIQUE SKIRT		<b>#30</b> SIMPLE EDGE (STANDARD)	
<b>7</b> FRENCH SKIRT (STRAIGHT LEAF SKIRT)		<b>#48</b> FRENCH EDGE (STANDARD)	
<b>9</b> CONTEMPORARY SKIRT (STRAIGHT LEAF SKIRT)		<b>#30</b> SIMPLE EDGE (STANDARD)	

### Table Sizes

Size	Diameter	Btw Legs Side	Btw Legs End	Standard Leaves	Leaves	Extended Length
<b>42</b>	42"	22"	22"	1-20" Skirted	Non Self-Storing	62"
<b>48</b>	48"	26 1/2"	26 1/2"	2-20" Skirted	Non Self-Storing	88"
<b>54</b>	54"	29 1/2"	29 1/2"	2-20" Skirted	Non Self-Storing	94"



### Leg Options for 130 Series Tables



### 133-Series Round Solid Top Tables

For a solid top non-extension table, specify 133 instead of 130. The 133 Series tables are available in 42" and 48" diameter. The distance between the legs is the same as the 130 Series. Skirt styles and leg options are the same as the 130 Series tables.



325W Park Avenue Chairs  
1509-64-D Farm Table



# 150 Farm

150

FARM TABLE

1" TABLE TOP THICKNESS

TWO TONE FINISH (TABLETOP VS. SKIRT/PEDESTAL/LEGS) NO UPCHARGE

36" LEGS ON 54" AND 64" TABLES NO UPCHARGE

*Oak, Cherry & Maple*



1503-74-D

Create the Table Item # by choosing from the options below to fill in the blanks of the Sku to the right.

150  -  -

Skirt Style      Table Size      Leg Option

### Skirt Styles

Each skirt option is shown with its corresponding default table edge option. Go to page 282 to see a list of available custom table edge options. All 54" and 64" tables with 30" legs have a minimum skirt height of 25". All 74" tables have a minimum skirt height of 24 1/2". Most arm chairs will not fit under the table skirt.

<b>0</b> TRADITIONAL SKIRT		#30 SIMPLE EDGE (STANDARD)	
<b>3</b> SHAKER SKIRT		#32 BULLNOSE EDGE (STANDARD)	
<b>5</b> ANTIQUE SKIRT		#30 SIMPLE EDGE (STANDARD)	
<b>7</b> FRENCH SKIRT		#48 FRENCH EDGE (STANDARD)	
<b>9</b> CONTEMPORARY SKIRT		#30 SIMPLE EDGE (STANDARD)	

### Table Sizes

Size	Width	Length	Btw Legs Side	Btw Legs End
<b>54</b>	36"	54"	41"	25"
<b>64</b>	42"	64"	51"	31"
<b>74</b>	44"	74"	59"	31"



### Leg Options for 54" & 64" Tables

30" [STANDARD HEIGHT]	36" [COUNTER HEIGHT]
	
A B C D E F I J N S	A36 B36 C36 D36 F36 J36 N36

### Leg Options for 74" Table

30" [STANDARD HEIGHT]

A B C D E F G J N S



397W & 397AW Cabana Chairs  
1609-64-1-S Yarmouth Extension Table

# 160/165 Yarmouth

**160**  
YARMOUTH EXTENSION TABLE  
1" TABLE TOP THICKNESS  
TWO TONE FINISH (TABLETOP VS. SKIRT/  
PEDESTAL/LEGS) NO UPCHARGE  
36" LEGS ON 56" AND 64" TABLES NO UPCHARGE  
*Oak, Cherry & Maple*

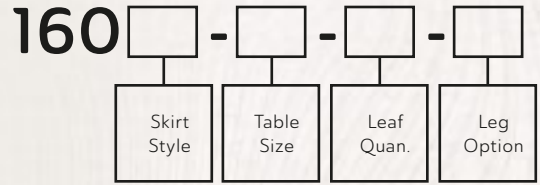
**165**  
YARMOUTH  
NONEXTENSION TABLE  
THE GRAIN RUNS LENGTHWISE  
ON THIS TABLETOP



1609-64-1-S



Create the Table Item # by choosing from the options below to fill in the blanks of the Sku to the right.



### Skirt Styles

Each skirt option is shown with its corresponding default table edge option. Go to page 282 to see a list of available custom table edge options. All 56" and 64" long tables configured with 30" legs have a minimum 25" skirt height. 72" tables have a minimum 24 1/2" skirt height. Most arm chairs will not fit under the table skirt.

<b>0</b> TRADITIONAL SKIRT		#30 SIMPLE EDGE (STANDARD)
<b>3</b> SHAKER SKIRT		#32 BULLNOSE EDGE (STANDARD)
<b>5</b> ANTIQUE SKIRT		#30 SIMPLE EDGE (STANDARD)
<b>9</b> CONTEMPORARY SKIRT (STRAIGHT LEAF SKIRT)		#30 SIMPLE EDGE (STANDARD)

### Table Sizes


All table measurements in the chart below apply to the table when not extended.

Size	Width	Length	Btw Legs Side	Btw Legs End
<b>56</b>	38"	56"	43"	26"
<b>64</b>	42"	64"	50"	30"
<b>72</b>	44"	72"	55 3/4"	29 3/4"

### Leaf Quantities

All leaves are 20" wide and are skirted. The table comes standard with one leaf.

Leaf Quantity	Leaves	Extended Length (56" table)	Extended Length (64" table)	Extended Length (72" table)
<b>1</b>	Non Self-Storing	76"	84"	92"
<b>2</b>	Non Self-Storing	96"	104"	112"



### Leg Options for 56" & 64" Tables

30" [STANDARD HEIGHT]



A B C D E F I J N S

36" [COUNTER HEIGHT]



A36 B36 C36 D36 F36 J36

### Leg Options for 72" Table

30" [STANDARD HEIGHT]



A B C D E F G J N S



322W Farmhouse Chairs  
1900-72-D Drawleaf Extension Table

# 190 Drawleaf

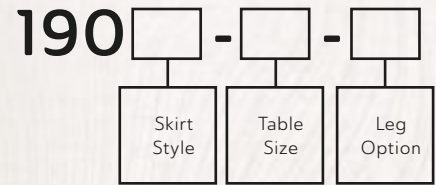
**190**  
DRAWLEAF TABLE  
1" TABLE TOP THICKNESS  
TWO TONE FINISH (TABLETOP VS. SKIRT/PEDESTAL/LEGS) NO UPCHARGE  
36" LEGS ON 54" AND 60" TABLES NO UPCHARGE  
*Oak, Cherry & Maple*



1907-72-E

210

Create the Table Item # by choosing from the options below to fill in the blanks of the Sku to the right.



### Skirt Styles

The 190 Table has only two skirt options. All 190 tables with 30" table height have a minimum skirt height of 24". 190 Tables have no edge options.

0 TRADITIONAL SKIRT



#30 SIMPLE EDGE (STANDARD)



7 FRENCH SKIRT



#30 SIMPLE EDGE (STANDARD)



### Table Sizes

Size	Width	Length	Btw Legs Side	Btw Legs End	Drawleaf Size	Extended Length
54	36"	54"	40 1/4"	25 1/2"	16"	86"
60	40"	60"	46 1/4"	29 1/2"	16"	92"
72	42"	72"	56 3/8"	30 1/2"	20"	112"
84	44"	84"	68"	32 1/2"	20"	124"



### Leg Options for 54" & 60" Tables

30" [STANDARD HEIGHT]



A B C D E F I J N S

36" [COUNTER HEIGHT]



A36 B36 C36 D36 F36 J36 N36

### Leg Options for 72" & 84" Table

30" [STANDARD HEIGHT]



A B C D E F G J N S



Easily extend your tabletop without removing items from your tabletop. One person can easily and quickly pull out the leaf stored beneath the table top. The leaf rocks back and slides forward to interlock with the tabletop.



341U-1 & 341AU-1 Montbec Chairs  
2900-68 Drawleaf Extension Table



2900-68

# 2900 Drawleaf

TWO TONE FINISH (TABLETOP VS. SKIRT/  
PEDESTAL/LEGS) NO UPCHARGE



212

## 2900-68

### DRAWLEAF EXTENSION TABLE

42" x 68" (2-20" Lvs. EXT TO 108")  
BTW LEGS (END): 32" BTW LEGS (SIDE): 58"

1" TOP THICKNESS

3" LEG OPTIONS | NO SKIRT, OR EDGE OPTIONS

*Oak, Cherry, & Maple*

## 2900-80

### DRAWLEAF EXTENSION TABLE

44" x 80" (2-20" Lvs. EXT TO 120")  
BTW LEGS (END): 34" BTW LEGS (SIDE): 70"

1" TOP THICKNESS

3" LEG OPTIONS, | NO SKIRT, OR EDGE OPTIONS

*Oak, Cherry, & Maple*

## Leg Options

30" [STANDARD HEIGHT]



A B C D E F I J N S



4900-82



345 Calypso Chairs  
4900-82 Drawleaf Extension Table

**4900-70**  
DRAWLEAF EXTENSION TABLE  
42" x 70" (2-20" LVS. EXT TO 110")  
BTW LEGS (END): 29" BTW LEGS (SIDE): 58 1/2"  
1" TOP THICKNESS  
NO LEG, SKIRT, OR TABLE EDGE OPTIONS  
*Oak, Cherry, & Maple*

**4900-82**  
DRAWLEAF EXTENSION TABLE  
44" x 82" (2-20" LVS. EXT TO 122")  
BTW LEGS (END): 31" BTW LEGS (SIDE): 70 1/2"  
1" TOP THICKNESS  
NO LEG, SKIRT, OR TABLE EDGE OPTIONS  
*Oak, Cherry, & Maple*

# 4900 Drawleaf

TWO TONE FINISH (TABLETOP VS. SKIRT/  
PEDESTAL/LEGS) NO UPCHARGE



374U-1 & 374AU-1 Braslow Chairs  
4847-72-E Farmhouse Extension Table



474/484

# Farmhouse

**474**

FARMHOUSE TABLE

1 1/4" TABLE TOP THICKNESS

TWO TONE FINISH (TABLETOP VS. SKIRT/  
PEDESTAL/LEGS) NO UPCHARGE

36" LEGS ON 54" AND 60"

TABLES NO UPCHARGE

*Oak, Cherry & Maple*

**484**

FARMHOUSE EXTENSION TABLE

1 1/4" TABLE TOP THICKNESS

TWO TONE FINISH (TABLETOP VS. SKIRT/  
PEDESTAL/LEGS) NO UPCHARGE

36" LEGS ON 54" AND 60"

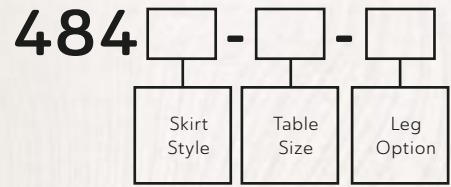
TABLES NO UPCHARGE

*Oak, Cherry & Maple*



4840-72-N

Create the Table Item # by choosing from the options below to fill in the blanks of the Sku to the right.



### Skirt Styles

The 484 table has no edge options. All 484 tables with a 30" tabletop have a minimum 24" skirt height. Most arm chairs will not fit under the table skirt.



### Table Sizes

Size	Width	Length	Btw Legs Side	Btw Legs End	Company Boards	Extended Length
54	36"	54"	40"	25"	16"	86"
60	40"	60"	46"	29"	16"	92"
72	42"	72"	57"	30"	20"	112"
84	44"	84"	66"	32"	20"	124"



#### COMPANY BOARDS

To extend this table, pull out the two extension rails on both ends of the table. Then, line up the pegs on the boards with the holes in the rails. Lock in place with the sliding peg latch.

### Leg Options for 54" & 60" Tables



### Leg Options for 72 & 84" Table



### 474-Series Solid Top Tables

For a solid top non-extension table, specify 474 instead of 484. The 474 tables have all the same specifications of the 484 except that there are no leaf options, only solid top.





321W & 321AW Manor House Chairs  
476-48 Round Extension Table



478-72-R



476-48-A

## 476/478 Round/Oval

### 476-48

ROUND EXTENSION TABLE

1 1/4" TABLE TOP THICKNESS

TWO TONE FINISH (TABLETOP VS. SKIRT/PEDESTAL/LEGS) NO UPCHARGE

*Oak, Cherry & Maple*

### 478-72

OVAL EXTENSION TABLE

1 1/4" TABLE TOP THICKNESS

TWO TONE FINISH (TABLETOP VS. SKIRT/PEDESTAL/LEGS) NO UPCHARGE

*Oak, Cherry & Maple*



Create the Table Item # by choosing from the options below to fill in the blanks of the Sku to the right.

476-48-

Leg Option

478-72-

Leg Option

### Skirt Styles

The #0 Skirt is standard for the 476 and 478 table. No other skirt options available. The #46 Edge is standard for the 476 and 478 tables. Go to page 282 to see a list of available custom table edge options. All 476 and 478 tables have a 24" skirt height. Most arm chairs will not fit under the table skirt.

0 TRADITIONAL SKIRT





#46 TRADITIONAL



### Table Sizes

The 476 table comes standard with a 48" diameter, and the 478 table comes standard with a 72" length. No other size options are available. Both tables come standard with two 20" leaves. No other leaf options are available.

	Table	Btw Legs Side	Btw Legs End	Standard Leaves	Leaves	Extended Length
48" Width	476-48	26"	26"	2-20" Skirted	Non Self-Storing	88"
44" Width	478-72	47"	26"	2-20" Skirted	Non Self-Storing	112"



### Leg Options for 476-48 Tables



### Leg Options for 478-72 Table





335 Tussok Chairs  
5202-72-V Mid Century Rect. Extension Table

### Skirt Options



#30 (Standard)



#4 Modern

26 1/2" Skirt Height



#31 (Standard)



#2 Danish

25 1/2" Skirt Height

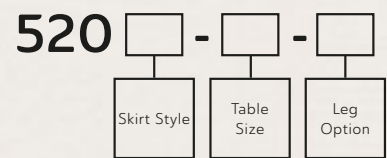
### Leg Options



T



V



# 520 Mid Century

520

MID CENTURY RECTANGLE EXTENSION TABLE

520()-64 42" x 64" w/1-20" BUTTERFLY LEAF EXT TO 84"

520()-72 44" x 72" w/1-20" BUTTERFLY LEAF EXT TO 92"

30" HIGH, 1" TABLETOP THICKNESS

*Cherry, Maple, & Walnut*



5202-72-V

Skirt Options



#30 (Standard)



#4 Modern

26 1/2" Skirt Height



#31 (Standard)



#2 Danish

25 1/2" Skirt Height

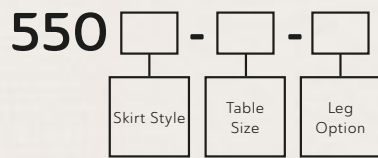
Leg Options



T



V



361 Rettew Chairs

5504-54-T Mid Century Rectangle Table



5504-54-T

# 550 Mid Century

## 550

### MID CENTURY RECTANGLE TABLE

550( )-54 36" x 54" BTWN LEGS - (SIDE): 45 1/2" / END 27 1/2"

550( )-64 42" x 64" BTWN LEGS - (SIDE): 55 1/2" / END 33 1/2"

550( )-74 44" x 74" BTWN LEGS - (SIDE): 65 1/2" / END 35 1/2"

30" HIGH, 1" TABLETOP THICKNESS

Cherry, Maple, & Walnut



23W French Country Ladderback Chairs  
1010-D Dinette Extension Table

### Leg Options



Add the letter of the leg option to the SKU when ordering.

### 1010-48

#### RECTANGLE DINETTE EXTENSION TABLE

30" H x 36" W x 48" L

1-12" NON-SKIRTED LEAF / EXTENDS TO 60"

3/4" TABLETOP THICKNESS.

WIDTH BETWEEN LEGS [TABLE CLOSED]:

END: 27 1/2" / SIDE: 39 1/2"

NO EDGE OR SKIRT OPTIONS.

SKIRT HEIGHT: 26"

*Oak, Cherry, & Maple*

# 1010 Dinette

TWO TONE FINISH (TABLETOP VS. SKIRT/  
PEDESTAL/LEGS) NO UPCHARGE

220



1010-K

397U-1 Cabana Chairs  
1050-D Dinette Table

### Leg Options



D K

Add the letter of the leg option to the SKU when ordering.

### 1050-48

#### RECTANGLE DINETTE TABLE

30" H x 36" W x 48" L

3/4" TABLETOP THICKNESS.

WIDTH BETWEEN LEGS (TABLE CLOSED):

END: 27 1/2" / SIDE: 39 1/2"

NO EDGE OR SKIRT OPTIONS.

SKIRT HEIGHT: 26"

*Oak, Cherry, & Maple*



1050-D

# 1050 Dinette

TWO TONE FINISH (TABLETOP VS. SKIRT/  
PEDESTAL/LEGS) NO UPCHARGE

221



377U-1 Marque Chairs  
162-2-D Square Dropleaf Extension Table

**161**

SQUARE DROPLEAF TABLE  
NO EDGE OPTIONS / SKIRT HEIGHT 25"  
1" TOP THICKNESS

*Oak, Cherry, & Maple*

**162**

SQUARE DROPLEAF  
EXTENSION TABLE  
NO EDGE OPTIONS / SKIRT HEIGHT 25"  
1" TOP THICKNESS

*Oak, Cherry, & Maple*

**Dimensions of 161 & 162**

LEAVES DOWN: 30" H x 29" W x 46" L  
LEAVES UP: 30" H x 46" SQUARE  
WIDTH BETWEEN LEGS {TABLE CLOSED}:  
END: 21" / SIDE: 34 1/2"

**Leaf Options for 162**

2-12" LEAVES / EXTENDS TO 70"  
4-12" LEAVES / EXTENDS TO 94"  
7-12" LEAVES / EXTENDS TO 130"  
(7 LEAVES INCLUDES 2 CENTER LEGS)  
ADD 2, 4, OR 7 TO SKU  
TO SPECIFY LEAF QUANTITY.

**Leg Options for  
161 & 162**



A B C D E F I J N S

Add the letter of the leg option to the SKU to specify leg options.

# 161/162 Square Dropleaf

TWO TONE FINISH (TABLETOP VS. SKIRT/  
PEDESTAL/LEGS) NO UPCHARGE



162-2-B

### 163

#### ROUND DROPLEAF TABLE

NO EDGE OPTIONS / SKIRT HEIGHT 25"

1" TOP THICKNESS

*Oak, Cherry, & Maple*

### 164

#### ROUND DROPLEAF EXTENSION TABLE

NO EDGE OPTIONS / SKIRT HEIGHT 25"

1" TOP THICKNESS

*Oak, Cherry, & Maple*

#### Dimensions of 163 & 164

LEAVES DOWN: 30" H x 29" W x 46" L

LEAVES UP: 30" H x 46" DIA

WIDTH BETWEEN LEGS (TABLE CLOSED):

END: 21" / SIDE: 25"

#### Leaf Options for 164

2-12" LEAVES / EXTENDS TO 70"

4-12" LEAVES / EXTENDS TO 94"

7-12" LEAVES / EXTENDS TO 130"

(7 LEAVES INCLUDES 2 CENTER LEGS)

ADD 2, 4, OR 7 TO SKU

TO SPECIFY LEAF QUANTITY.

#### Leg Options for 163 & 164



Add the letter of the leg option to the SKU to specify leg options.



332 Nantucket Chairs  
163-B Round Dropleaf Table



164-7-D



164-7 EXTENDED

# Round 163/9164 Dropleaf

TWO TONE FINISH (TABLETOP VS. SKIRT/  
PEDESTAL/LEGS) NO UPCHARGE

383 Cordona Chairs  
165 Dropleaf Dinette Extension Table



## 165

### ROUND DROPLEAF DINETTE EXTENSION TABLE

48" DIAMETER W/ 3 -14" SKIRTED LEAVES

LEAVES DOWN: 30" H x 29" W x 48" DIA

LEAVES UP: 30" H x 48" DIA

INCLUDES CENTER LEG

WIDTH BETWEEN LEGS [TABLE  
CLOSED]: END: 20" / SIDE: 24"

3/4" TABLETOP THICKNESS

NO EDGE OR SKIRT OPTIONS.

SKIRT HEIGHT: 26"

*Cherry & Maple*

### Leg Options



A B C D E F I J N S

Add the letter of the leg  
option to the SKU when  
ordering leg options.

# 165 Dropleaf Dinette

TWO TONE FINISH (TABLETOP VS. SKIRT/  
PEDESTAL/LEGS) NO UPCHARGE

224



165-D



**166**

**DROPLEAF DINETTE  
EXTENSION TABLE**

LEAVES DOWN: 30" H X 29" W X 32" L

LEAVES UP: 30" H X 45" W X 32" L

WIDTH BETWEEN LEGS (TABLE  
CLOSED): END: 20" / SIDE: 24"

3/4" TABLETOP THICKNESS

NO EDGE OR SKIRT OPTIONS.

SKIRT HEIGHT: 26"

*Oak, Cherry, & Maple*



**Leg Options**



**D K**

Add the letter of the leg option to the SKU when ordering.

27W Shaker Ladderback Chairs  
166 Dropleaf Dinette Extension Table



166-K

**Dropleaf 166  
Dinette**

TWO TONE FINISH (TABLETOP VS. SKIRT/  
PEDESTAL/LEGS) NO UPCHARGE



383 Cordona Chairs  
4010-54 Wheaton Work Table

#### 4010-54

##### WHEATON WORK TABLE

38" x 54" (13" OVERHANG ON ENDS)

22" BTW LEGS ON SIDE / 1

3/4" TOP THICKNESS

28" CLEARANCE / NO EDGE OPTIONS

*Cherry & Maple*

#### 4010-78

##### WHEATON WORK TABLE

38" x 78" (13" OVERHANG ON ENDS)

46" BTW LEGS ON SIDE / 1

3/4" TOP THICKNESS

28" CLEARANCE / NO EDGE OPTIONS

*Cherry & Maple*

#### 4010-100

##### WHEATON WORK TABLE

38" x 100" (16" OVERHANG ON ENDS)

63" BTW LEGS ON SIDE / 1

3/4" TOP THICKNESS

28" CLEARANCE / NO EDGE OPTIONS

*Cherry & Maple*

# 4010 Wheaton

TWO TONE FINISH (TABLETOP VS. SKIRT/  
PEDESTAL/LEGS) NO UPCHARGE



4010-78

**4015-54**

**WHEATON ROUND TABLE**

54" DIAMETER

BASE: 27" SQUARE / 23" BTW LEGS

1 3/4" TOP THICKNESS / NO EDGE OPTIONS

*Cherry & Maple*

**4015-60**

**WHEATON ROUND TABLE**

60" DIAMETER

BASE: 30 1/2" SQUARE / 26" BTW LEGS

1 3/4" TOP THICKNESS / NO EDGE OPTIONS

*Cherry & Maple*

**4015-72**

**WHEATON ROUND TABLE**

72" DIAMETER

BASE: 34.5" SQUARE | 29.5" BTW LEGS

1.75" TOP THICKNESS | NO EDGE OPTIONS

*Cherry and Maple*

383 Cordona Chairs

4015-60 Wheaton Round Table



4015-54

4015  
**Wheaton**

TWO TONE FINISH (TABLETOP VS. SKIRT/  
PEDESTAL/LEGS) NO UPCHARGE

227



365AU-1 & 365U-1 St Croix Chairs  
4105-72 Langhorne Extension Table

#### 4105-72

##### LANGHORNE EXTENSION TABLE

44" W x 72" L / SKIRT HT 25"

DISTANCE BTW LEGS:

SIDE 53" / END 25"

1 1/4" TOP THICKNESS / 2-20"

LEAVES / EXT - 112"

3" LEG OPTIONS, EDGE,

OR SKIRT OPTIONS

*Cherry & Maple*

#### 4105-84

##### LANGHORNE EXTENSION TABLE

44" W x 84" L / SKIRT HT 25"

DISTANCE BTW LEGS:

SIDE 63" / END 25"

1 1/4" TOP THICKNESS / 2-20"

LEAVES / EXT - 124"

3" LEG OPTIONS, EDGE,

OR SKIRT OPTIONS

*Cherry & Maple*

# 4105 Langhorne

TWO TONE FINISH (TABLETOP VS. SKIRT/  
PEDESTAL/LEGS) NO UPCHARGE



343W DOS Chairs  
4220-84 Savanna Table

## 4220

### SAVANNA TABLE

4220-72 38" x 72"

BTW LEGS (END): 33"

BTW LEGS (SIDE): 67"

4220-84 38" x 84"

BTW LEGS (END): 33"

BTW LEGS (SIDE): 79"

NO LEG, SKIRT, OR EDGE OPTIONS

2" EDGE THICKNESS ON SIDE

3" EDGE THICKNESS ON ENDS

CLEARANCE 27.5"

*Cherry & Maple*



4220-84

# 4220 Savanna

TWO TONE FINISH (TABLETOP VS. SKIRT/  
PEDESTAL/LEGS) NO UPCHARGE

229



388W Barkeley Chairs  
4320-86-D Hansel Rectangle Table

**4300-64**

**HANSEL RECTANGLE  
EXTENSION TABLE**

42" W x 64" L (EXT. TO 84")  
BTW LEGS (END): 32"  
BTW LEGS (SIDE): 54"  
1-20" SKIRTED LEAF, 1 1/4" TOP  
THICKNESS / SKIRT H 25 1/2"  
36" LEG HEIGHT WITH NO UPCHARGE.

*Oak, Cherry, & Maple*

**4300-86**

**HANSEL RECTANGLE  
EXTENSION TABLE**

44" W x 86" L (EXT. TO 106")  
BTW LEGS (END): 34"  
BTW LEGS (SIDE): 76"  
1-20" SKIRTED LEAF, 1 1/4" TOP  
THICKNESS / SKIRT H 25 1/2"  
36" LEG HEIGHT WITH NO UPCHARGE.

*Oak, Cherry, & Maple*

**4320-64**

**HANSEL RECTANGLE TABLE**

42" W x 64" L  
BTW LEGS (END): 32"  
BTW LEGS (SIDE): 54"  
1 1/4" TOP THICKNESS. SKIRT H 25 1/2"  
36" LEG HEIGHT WITH NO UPCHARGE.

*Oak, Cherry, & Maple*

**4320-86**

**HANSEL RECTANGLE TABLE**

44" W x 86" L  
BTW LEGS (END): 34"  
BTW LEGS (SIDE): 76"  
1 1/4" EDGE THICKNESS. SKIRT H 25 1/2"  
36" LEG HEIGHT WITH NO UPCHARGE.

*Oak, Cherry, & Maple*

**Leg Options**



**D36 D**

4" D LEG DINING HEIGHT  
4" D36 LEG 36" COUNTER HEIGHT

Add the letter of the leg option  
to the SKU when ordering.

**4300/4320  
Hansel**

TWO TONE FINISH (TABLETOP VS. SKIRT/  
PEDESTAL/LEGS) NO UPCHARGE.



4320-86-D

**4400-48**

**HANSEL SQUARE TABLE**

48" SQUARE BTW LEGS: 38"

1 1/4" TOP THICKNESS. SKIRT H 25 1/2"

36" LEG HEIGHT WITH NO UPCHARGE.

*Oak, Cherry, & Maple*

**4400-54**

**HANSEL SQUARE TABLE**

54" SQUARE BTW LEGS: 44"

1 1/4" TOP THICKNESS. SKIRT H 25 1/2"

36" LEG HEIGHT WITH NO UPCHARGE.

*Oak, Cherry, & Maple*

**4400-60**

**HANSEL SQUARE TABLE**

60" SQUARE BTW LEGS: 50"

1 1/4" TOP THICKNESS. SKIRT H 25 1/2"

36" LEG HEIGHT WITH NO UPCHARGE.

*Oak, Cherry, & Maple*

**Leg Options**



**D36 D**

4" D LEG DINING HEIGHT

4" D36 LEG 36" COUNTER HEIGHT

Add the letter of the leg option to the SKU when ordering.



37224W Capri Counter Stools

4400-60-D36 Hansel Square Counter Table



4400-60-D36

4400  
**Hansel**

TWO TONE FINISH (TABLETOP VS. SKIRT/  
PEDESTAL/LEGS) NO UPCHARGE.



## 4652

# Meros

---

### **4652-48**

#### MEROS TABLE

4652-48 30" H X 48" DIA LEG FOOTPRINT 34" SQ

4652-54 30" H X 54" DIA LEG FOOTPRINT 40" SQ

4652-60 30" H X 60" DIA LEG FOOTPRINT 46" SQ

1 1/4" Top Thickness

*Cherry, & Maple*



# Zimmerman Live Edge



## CREATE A “ONE OF A KIND” TABLE

Each table is like no other. . .to be enjoyed as it grew in nature, with it’s unique grain patterns, and compellingly beautiful variations. We start with logs many of which are reclaimed from local tree removal services, and find new purpose for them. We enjoy many different Pennsylvania hardwoods, including walnut, cherry, sycamore, elm, and maple. We do not limit ourselves to certain wood species. Any large log is a viable option.

We have found much character in more unusual species as elm, sycamore, beech, box elder, and locust. Along with these options, we have walnut crotches, spalted maple, and ambrosia maple.

Every plank will be different in figure and size. For current options, please visit our website at [www.zimmermanchair.com](http://www.zimmermanchair.com).

### STEP 1

Select your “one of a kind” Live Edge slab under the Dining or Occasional tops sections on the Zimmerman Live Edge web page.

### STEP 2

Select a base style that will complement your decor and taste on the bases pages under the Zimmerman Live Edge web page.



# Live Edge Dining Table Bases



#2206 New York Cast Iron  
26" WIDE  
MIN. SLAB LENGTH 80"



#2222 Tellus  
32" WIDE  
AVAILABLE IN BLACK, GOLD,  
MINERAL, AND SILVER



#2220 Krypto  
26" WIDE  
AVAILABLE IN BLACK, GOLD,  
MINERAL, AND SILVER

#2218 Xenon  
32" WIDE  
AVAILABLE IN BLACK, GOLD,  
MINERAL, AND SILVER



#2216 Neos  
22" WIDTH AT TOP  
30" WIDTH AT BOTTOM  
POINT OF BASE EXTENDS 16"  
AVAILABLE IN BLACK, GOLD,  
MINERAL, AND SILVER



#2214 Cobalt  
32" WIDE  
AVAILABLE IN BLACK, GOLD,  
MINERAL, AND SILVER



#2224 Carbon  
28" WIDTH AT TOP / 24" WIDTH AT BOTTOM  
AVAILABLE IN BLACK, GOLD, MINERAL, AND SILVER

#2223 Litho  
28" WIDE  
AVAILABLE IN BLACK, GOLD,  
MINERAL, AND SILVER



#2226 Platinum  
METAL BASE 24 1/2" WIDE AT  
FLOOR / 23" WIDE AT TOP  
AVAILABLE IN BLACK, GOLD,  
MINERAL, AND SILVER

#2211 Nitro  
IRON BASE 33" TOE TO  
TOE 3" WIDE FOOT  
AVAILABLE IN BLACK, GOLD,  
MINERAL, AND SILVER



# Live Edge Occasional Bases

OVERALL HEIGHT OF COFFEE TABLES  
WILL VARY BY SLAB THICKNESS



**#2301 Architectural**  
BASE IS 21½" WIDE X 19" HIGH  
AVAILABLE IN CHERRY,  
WALNUT, AND MAPLE



**#2305 Hairpin**  
METAL HAIRPIN LEGS  
LEGS ARE 18"  
AVAILABLE IN BLACK, MINERAL,  
GOLD, AND SILVER FINISHES



**#2308 Cast Iron**  
18" WIDE X 17" HIGH  
NO COLOR OPTIONS



**#2307 Steel Balance**  
20" WIDE X 40" LONG  
BASE IS 17" HIGH  
AVAILABLE IN BLACK, MINERAL,  
GOLD, AND SILVER FINISHES



**#2304 Iron Shell**  
17" WIDE  
AVAILABLE IN BLACK, MINERAL,  
GOLD, AND SILVER FINISHES



**#2302 Arched Cross**  
21" SQUARE  
ALSO AVAILABLE IN 21" WIDE X 36" LONG (NOT PICTURED)  
BASE IS 18" HIGH  
OVERALL HEIGHT WILL VARY WITH SLAB THICKNESS  
BLACK, MINERAL, GOLD, AND SILVER FINISHES



**#2306 Double Tripod**  
23½" WIDE X 17" HIGH  
AVAILABLE IN BLACK, MINERAL,  
GOLD, AND SILVER FINISHES

980 Credenza



# Cabinets



CASTILLO DEMILUNE  
964/965 | PAGE 238



CREDENZA 960  
PAGE 238



CREDENZA 980  
PAGE 239



CUPBOARD 978  
PAGE 239



PROVENCE BUFFET 954  
PAGE 240




ENGLISH DELFT RACK 952/  
BUFFET 950 | PAGE 240



ESTATES 910/915  
PAGE 242



ESTATES CREDENZA 912  
PAGE 244



ESTATES DISPLAY CABINET  
916 | PAGE 244



FLANDERS CREDENZA  
984 | PAGE 246



FRENCH 925/920  
PAGE 248



HEIRLOOM CHINAS  
831/833/834 | PAGE 250



HEIRLOOM BUFFETS  
834/835 | PAGE 250



JELLY CUPBOARD 816  
PAGE 252



PIE SAFE 815  
PAGE 252



QUEEN ANN SIDEBOARD  
895 | PAGE 253



QUEEN ANN CHINA/  
BUFFET 860 | PAGE 253



ROCKPORT 768  
PAGE 254



SEASIDE 993/995/997  
PAGE 255



SHAKER 820/825/890  
PAGE 256



SHAKER 818/880  
PAGE 258



SHAKER SIDEBOARD 885  
PAGE 258



TUSCANY 931/928/932/  
930/938/936 | PAGE 260



TUSCANY 975  
PAGE 262

# 960 Credenza

**960**

CREDENZA

43½" H x 70" W x 20" D

FULL-DEPTH SHELF BEHIND EVERY DOOR

*Cherry & Maple*

960



# 964, 965 Castillo Demi-Lune

TWO TONE FINISH ON THE BUFFET OR CASE TOP  
VS. THE REST OF THE UNIT NO UPCHARGE.

**964**

CASTILLO DEMI-LUNE  
(NOT SHOWN)

48" W x 45" H x 19½" D,

W/2 ADJUSTABLE SHELVES

*Cherry*

**965**

CASTILLO DEMI-LUNE

64" W x 45" H x 19½" D,

W/2 ADJUSTABLE SHELVES

*Cherry*

965





980

**980**

**CREDENZA**

37 1/2" H x 61 1/2" W x 18" D

ONE ADJUSTABLE SHELF

TWO CONCEALED DRAWERS AT TOP OF CASE INTERIOR

*Cherry & Maple*

**978**

**CUPBOARD**

51 1/2" H x 42" W x 17" D

TWO ADJUSTABLE WOOD SHELVES

*Cherry & Maple*



978

**Specify Fabric or Wood doors**

-FABRIC DOORS WITH FABRIC PANELS

BARROW® FABRICS, SUNBRELLA® FABRICS (GRADE 1), AND COM. SEE DEALER SHOWROOM FOR FABRIC SAMPLES.

COM REQUIRED YARDAGE = 1.5 YARDS

-WOOD DOORS -FLAT PANEL

TWO TONE FINISH ON THE BUFFET OR CASE TOP

VS. THE REST OF THE UNIT NO UPCHARGE.

**Hardware Options**



Antique  
Brass

Wrought  
Iron

Wood

Square  
Nickel

Pewter

Round  
Nickel

980/978

# Credenzas







954

**954**  
**PROVENCE BUFFET**  
 36" H x 65" W x 19"D  
 ¾ DEPTH SHELF  
*Oak & Cherry*

**952**  
**ENGLISH DELFT RACK**  
 46" H x 66" L x 15" D  
*Oak & Cherry*

**950**  
**ENGLISH BUFFET**  
 36" H x 65" W x 19"D  
*Oak & Cherry*

TWO TONE FINISH ON THE CHINA INSIDE BACK  
 VS. THE REST OF THE CHINA NO UPCHARGE.  
 TWO TONE FINISH ON THE BUFFET OR CASE TOP  
 VS. THE REST OF THE UNIT NO UPCHARGE.



952

950

**Hardware Options**



WROUGHT IRON



POLISHED BRASS



**950/952/954**  
**English**



910C Estates China  
910B Estates Buffet



910C

910B

**910C**

**ESTATES CHINA**

47" H x 48 1/2" W x 14 1/2" D

BAR LIGHT AND GLASS SHELVES WITH PLATE GROOVE

*Oak, Cherry, & Maple*

**910B**

**ESTATES BUFFET**

35" H x 45" W x 19 1/2" D

ONE 3/4" DEPTH SOLID WOOD SHELF

*Oak, Cherry, & Maple*

**915C**

**ESTATES CHINA**

47" H x 69" W x 14 1/2" D

BAR LIGHT AND GLASS SHELVES WITH PLATE GROOVE

*Oak, Cherry, & Maple*

**915B**

**ESTATES BUFFET**

34 1/2" H x 65" W x 19 1/2" D

ONE 3/4" DEPTH SOLID WOOD SHELF

*Oak, Cherry, & Maple*

TWO TONE FINISH ON THE CHINA INSIDE BACK

VS. THE REST OF THE CHINA NO UPCHARGE.

TWO TONE FINISH ON THE BUFFET OR CASE TOP

VS. THE REST OF THE UNIT NO UPCHARGE.



915C

915B

**Hardware Options**



Antique  
Brass

Wrought  
Iron

Wood

Square  
Nickel

Pewter

Round  
Nickel

**910/915**  
**Estates**





912

**912**

**ESTATES CREDENZA**

34 1/2" H x 60" W x 19 1/2" D

ONE 3/4" DEPTH SOLID WOOD SHELF

*Oak, Cherry, & Maple*

**916**

**ESTATES DISPLAY CABINET**

49" H x 44" W x 17" D

2 FULL DEPTH WOOD SHELVES

*Oak, Cherry, & Maple*

TWO TONE FINISH ON THE BUFFET OR CASE TOP VS. THE REST OF THE UNIT NO UPCHARGE.



916

**Hardware Options**



Antique Brass



Wrought Iron



Wood



Square Nickel



Pewter



Round Nickel

**912/916**  
**Estates**





984

**984**

**FLANDERS CREENZA**

42 1/2" H x 46" W x 19" D

FULL DEPTH NON ADJUSTABLE SHELF

2 FULL DEPTH DRAWERS BEHIND DOORS BELOW THE TOP  
18" W x 15" D

3" -INSIDE DRAWER HT

*Cherry, Maple, & Walnut*



984 OPEN

**Hardware Options**



Knob III  
Champagne  
Brass



Knob III  
Satin Nickel

984  
**Flanders**



831 Baker's Rack  
920 French Buffet

248





925

**925**

FRENCH CHINA

45" H x 59" L x 13 1/2" D

SHELF DEPTH: 12 1/2"

TWO ADJUSTABLE SHELVES, CASE LIGHTING

*Cherry*

920

**920**

FRENCH BUFFET

35" H x 60" W x 20" D

*Cherry*

TWO TONE FINISH ON THE CHINA INSIDE BACK  
VS. THE REST OF THE CHINA NO UPCHARGE.  
TWO TONE FINISH ON THE BUFFET OR CASE TOP  
VS. THE REST OF THE UNIT NO UPCHARGE.

920/925  
**French**





831

**831**

**HEIRLOOM BAKER'S RACK**

44" H x 58" W x 12" D

TWO WOODEN SHELVES: TOP: 6 1/2" x 55 1/2"

BOTTOM: 8 1/2" x 55 1/2"

*Oak, Cherry & Maple*

**833**

**HEIRLOOM CHINA**

46" H x 62 1/2" W x 17" D

TOUCH LIGHTING AND TWO FULL DEPTH GLASS SHELVES WITH PLATE GROOVES.

*Oak, Cherry & Maple*

**834**

**HEIRLOOM CUPBOARD**

46" H x 62 1/2" W x 17" D

END COMPARTMENTS:

TOUCH LIGHTS AND ONE FULL DEPTH GLASS SHELF WITH PLATE GROOVE.

OPEN CENTER: FULL DEPTH ADJUSTABLE SOLID WOOD SHELF.

*Oak, Cherry & Maple*

835-1

**835**

**HEIRLOOM OPEN-FRONT BUFFET**

35" H x 60" W x 19" D

END COMPARTMENTS: FULL DEPTH ADJUSTABLE SOLID WOOD SHELF.

OPEN CENTER: FULL DEPTH ADJUSTABLE SOLID WOOD SHELF.

*Oak, Cherry & Maple*

833

**836**

**HEIRLOOM DOORS & DRAWERS BUFFET**

35" H x 60" W x 19" D

END COMPARTMENTS: FULL DEPTH ADJUSTABLE SOLID WOOD SHELF.

*Oak, Cherry & Maple*

836-4

TWO TONE FINISH ON THE CHINA INSIDE BACK VS. THE REST OF THE CHINA NO UPCHARGE. TWO TONE FINISH ON THE BUFFET OR CASE TOP VS. THE REST OF THE UNIT NO UPCHARGE.



**Hardware Options**



Wrought Iron



Polished Brass



**Foot Style Options**

Add the number of the foot style option to the SKU when ordering.



Bun Foot



Bracket Foot



French Foot



Traditional Base

834



836-2

**831/833/834/835/836**

**Heirloom**



816



815

# 816 Jelly Cupboard

### Hardware Options



Antique Brass   Wrought Iron   Wood   Square Nickel   Pewter   Round Nickel

### 815

#### PIE SAFE

49 1/2" H x 40 1/2" W x 16" D

HAND PUNCHED DOOR TIN.

TWO FULL DEPTH

ADJUSTABLE SOLID WOODEN SHELVES

*Oak, Cherry, & Maple*

### 816

#### JELLY CUPBOARD

49 1/2" H x 40 1/2" W x 16" D

TWO FULL DEPTH

ADJUSTABLE SOLID WOODEN SHELVES

*Oak, Cherry, & Maple*



895

**895**  
QUEEN ANNE SIDEBOARD  
38" H x 56" W x 18" D  
*Cherry*



860C

860B

**860C**  
QUEEN ANNE CHINA  
52" H x 63" W x 17 1/2" D  
TOUCH LIGHT  
2 GLASS SHELVES WITH  
PLATE GROOVES  
MIRRORED BACK  
*Cherry*

**860B**  
QUEEN ANNE BUFFET  
30 1/2" H x 62" W x 17 1/2" D  
BEHIND CENTER DOOR IS 1 DRAWER AND 1  
NONADJUSTABLE 3/4 DEPTH SHELF. BEHIND EACH  
END DOOR IS 1 NONADJUSTABLE 3/4 DEPTH SHELF  
*Cherry*

860/895  
**Queen Anne**



30624 Kingston Stools  
39724W Cabana Stools  
768 Rockport Island



768

# 768 Rockport

**768**

ROCKPORT ISLAND

36" H x 60" W x 36 1/2" D

TOP THICKNESS: 1" / SKIRT HEIGHT 31"

DISTANCE BETWEEN LEGS:

SIDE 52" / END 28"

SHELF 1: 12" W x 19 1/2" H

SHELF 2: 12" W x 61 1/2" H

*Cherry & Maple*

**254**

993 Seaside Buffet



993



995



997



Hardware Options



Antique Brass



Wrought Iron



Wood



Square Nickel



Pewter



Round Nickel

**993**

**SEASIDE BUFFETT**

36" H x 54" W x 19 1/2" D

ONE SHELF BEHIND EACH DOOR

*Cherry & Maple*

**995**

**SEASIDE BUFFETT**

39" H x 54" W x 19 1/2" D

ONE SHELF BEHIND EACH DOOR

*Cherry & Maple*

**997**

**SEASIDE SIDEBOARD**

42" H x 61 1/2" W x 19 1/2" D

*Cherry & Maple*

993/995/997  
**Seaside**

TWO TONE FINISH ON THE BUFFET OR CASE TOP  
VS. THE REST OF THE UNIT NO UPCHARGE.



825C Shaker 3 Door China  
825B Shaker 3 Door Buffet





820C

**820C**

SHAKER 2 DOOR CHINA  
 47" H x 54 1/2" W x 14 1/2" D  
 BAR LIGHTS AND GLASS SHELVES  
 WITH PLATE GROOVES  
*Oak, Cherry, & Maple*



820B

**820B**

SHAKER 2 DOOR BUFFET  
 33" H x 51" W x 19 1/2" D  
 ONE 3/4" DEPTH SOLID WOOD SHELF  
*Oak, Cherry, & Maple*

**825C**

SHAKER 3 DOOR CHINA  
 47" H x 64" W x 14 1/2" D  
 BAR LIGHTS AND GLASS SHELVES  
 WITH PLATE GROOVES  
*Oak, Cherry, & Maple*

**825B**

SHAKER 3 DOOR BUFFET  
 33" H x 61" W x 19 1/2" D  
 ONE 3/4" DEPTH SOLID WOOD SHELF  
*Oak, Cherry, & Maple*



825C

**890C**

SHAKER 4 DOOR CHINA  
 47" H x 77" W x 14 1/2" D  
 BAR LIGHTS AND GLASS SHELVES  
 WITH PLATE GROOVES  
*Oak, Cherry, & Maple*

825B

**890B**

SHAKER 4 DOOR BUFFET  
 33" H x 74" W x 19 1/2" D  
 ONE 3/4" DEPTH SOLID WOOD SHELF  
*Oak, Cherry, & Maple*

TWO TONE FINISH ON THE CHINA INSIDE BACK  
 VS. THE REST OF THE CHINA NO UPCHARGE.  
 TWO TONE FINISH ON THE BUFFET OR CASE TOP  
 VS. THE REST OF THE UNIT NO UPCHARGE.

**Hardware Options**



Antique Brass    Wrought Iron    Wood    Square Nickel    Pewter    Round Nickel

**820/825/890**  
**Shaker**





818C

818B

**818C**

**SHAKER 2 DOOR CHINA**  
 47" H x 44" W x 14" D  
 BAR LIGHTS AND GLASS SHELVES  
 WITH PLATE GROOVES  
*Oak, Cherry, & Maple*

**818B**

**SHAKER 2 DOOR BUFFET**  
 33" H x 41" W x 19 1/2" D  
*Oak, Cherry, & Maple*

**880C**

**SHAKER CORNER CHINA**  
 INSIDE 17" D x 28" W  
 WIDTH AT CROWN MOLDING 43"  
 HEIGHT 46"  
 WALL DEPTH 30"  
 BAR LIGHTS AND GLASS SHELVES  
 WITH PLATE GROOVES  
*Oak, Cherry, & Maple*



880C

880B

**880B**

**SHAKER CORNER BUFFET**  
 21 1/2" D x 40" W  
 WALL DEPTH 30"  
 HEIGHT 33"  
 1 FIXED SHELF  
*Oak, Cherry, & Maple*

TWO TONE FINISH ON THE CHINA INSIDE BACK VS. THE REST OF THE CHINA NO UPCHARGE. TWO TONE FINISH ON THE BUFFET OR CASE TOP VS. THE REST OF THE UNIT NO UPCHARGE.

**885**

**SHAKER SIDEBOARD**  
 37" H x 56" W x 18 1/2" D  
*Oak, Cherry, & Maple*

TWO TONE FINISH ON THE BUFFET OR CASE TOP VS. THE REST OF THE UNIT NO UPCHARGE.



885

**Hardware Options**



Antique Brass    Wrought Iron    Wood    Square Nickel    Pewter    Round Nickel

**818/880/885**  
**Shaker**





928

**931 (Not Shown)**  
TUSCANY DELFT RACK  
45.5" H x 45 1/2" W x 18" D  
*Oak & Cherry*

**928**  
TUSCANY 2-ARCH BUFFET  
35" H x 45 1/2" L x 20" D  
*Oak & Cherry*



932

**932**  
TUSCANY DELFT RACK  
45.5" H x 66" L x 18" D  
*Oak & Cherry*

930

**930**  
TUSCANY 3-ARCH BUFFET  
35" H x 66" W x 20" D  
*Oak & Cherry*

**938**  
TUSCANY DELFT RACK  
45.5" H x 86" L x 18" D  
*Oak & Cherry*

**936**  
TUSCANY 4-ARCH BUFFET  
35" H x 86" W x 20" D  
*Oak & Cherry*

TWO TONE FINISH ON THE CHINA INSIDE BACK  
VS. THE REST OF THE CHINA NO UPCHARGE.  
TWO TONE FINISH ON THE BUFFET OR CASE TOP  
VS. THE REST OF THE UNIT NO UPCHARGE.



938

936

**926/930/932/938**  
**Tuscany**



975 Tuscany Sideboard



975

# 975 Tuscany Sideboard

TWO TONE FINISH ON THE BUFFET OR CASE TOP  
VS. THE REST OF THE UNIT NO UPCHARGE.

975  
TUSCANY SIDEBOARD  
37 $\frac{1}{2}$ " H x 64 $\frac{1}{2}$ " L x 18" D  
 $\frac{3}{4}$ " DEPTH ADJUSTABLE SHELF

*Oak, Cherry, & Maple*

# Occasionals & Bookcases



DIAMOND 2830  
PAGE 264



DIAMOND 2834  
PAGE 265



DIAMOND 2835  
PAGE 265



STRATOS 2851  
PAGE 267



STRATOS 2854  
PAGE 267



STRATOS 2856  
PAGE 267



STRATOS 2858  
PAGE 267



STRATOS 2859  
PAGE 266



FRENCH 2808  
PAGE 268



WILLIAM & MARY 2805  
PAGE 269



WILLIAM & MARY 2810  
PAGE 269



SALTIRE 6212  
PAGE 270



SALTIRE 6214  
PAGE 270



SALTIRE 6210  
PAGE 270



WAVERLY 6205  
PAGE 271



2830 Diamond Rectangle Coffee Table





2830

**2830**  
DIAMOND RECTANGLE  
COFFEE TABLE  
20" H x 54" W x 30" D  
TWO DRAWERS  
*Cherry*



2835

**2834**  
DIAMOND END TABLE  
24" H x 22" W x 28" D  
ONE DRAWER  
*Cherry*

**2835**  
DIAMOND CORNER TABLE  
24" H x 30" W x 30" D  
NO DRAWER  
*Cherry*

TWO TONE FINISH (TABLETOP VS. SKIRT/  
PEDESTAL/LEGS) NO UPCHARGE.



2834

## 2830/2834/2835 **Diamond**



2859 Stratos Console Table

## 2851-2859 **Stratos**

TWO TONE FINISH (TABLETOP VS. SKIRT/  
PEDESTAL/LEGS) NO UPCHARGE.

266



2859



2851

**2851**  
STRATOS ROUND COFFEE TABLE  
20" H x 36" DIAMETER  
SHELF HEIGHT 12"  
*Cherry & Maple*



2854

**2854**  
STRATOS OVAL END TABLE  
24" H x 26" W x 21" DIAMETER  
SHELF HEIGHT: 8"  
*Cherry & Maple*



2856

**2856**  
STRATOS TRIANGLE END TABLE  
24" H x 26" W x 23" D  
SHELF HEIGHT: 8"  
*Cherry & Maple*

**2857**  
STRATOS OVAL COFFEE TABLE  
20" H x 42" W x 23" DIAMETER  
SHELF HEIGHT: 12"  
*Cherry & Maple*

**2858**  
STRATOS OVAL COFFEE TABLE  
20" H x 50" W x 26" DIAMETER  
SHELF HEIGHT: 12"  
*Cherry & Maple*

**2859**  
STRATOS CONSOLE TABLE  
30" H x 50" W x 14" D  
SHELF HEIGHT 12"  
*Cherry & Maple*



2858



2808 French Hall Table



2808

# 2808 French

TWO TONE FINISH (TABLETOP VS. SKIRT/  
PEDESTAL/LEGS) NO UPCHARGE.

268

## 2808

FRENCH HALL TABLE

31" H x 72" W x 17" D CLOSED

30" H x 72" W x 34" D OPEN

*Cherry*



2805

2810



**2805**

W&M HALL TABLE

31" H x 18" W x 72" L CLOSED

30" H x 36" W x 72" L OPEN

*Cherry*

**2807**

W&M HALL TABLE

31" H x 18" W x 60" L CLOSED

30" H x 36" W x 60" L OPEN

*Cherry*

**2810**

W&M END TABLE

24" H x 27 1/2" D x 22" W

*Cherry*

2805/2807/2810

# William & Mary

TWO TONE FINISH (TABLETOP VS. SKIRT/PEDESTAL/LEGS) NO UPCHARGE.



6212 Saltire Bookcase



6210



6212



6214

# 6210/6212/6214 Saltire

TWO TONE FINISH ON BOOKCASE  
INSIDE BACK VS. THE REST OF  
THE PIECE NO UPCHARGE.

**6210**  
SALTIRE BOOKCASE  
86" H x 43" W x 14 1/2" D  
SHELVES: 13 1/2" D x 37" W  
12" ADJUSTABLE SHELF SPACING  
*Cherry & Maple*

**6212**  
SALTIRE BOOKCASE  
47" H x 52" W x 14 1/2" D  
SHELVES: 13 1/2" D x 46" W  
12" ADJUSTABLE SHELF SPACING  
*Cherry & Maple*

**6214**  
SALTIRE BOOKCASE  
36" H x 43" W x 14 1/2" D  
*Cherry & Maple*



6205



6205 Waverly Bookcase

**6205**

**WAVERLY BOOKCASE**

73" H x 51 1/4" W x 16" D

1ST SHELF 15 3/4" D x 48" W

2ND SHELF 14" D x 48" W x 12 1/2" ABOVE 1ST SHELF

3RD SHELF 12" D x 48" W x 12" ABOVE 2ND SHELF

4TH SHELF 10 1/2" D x 48" W x 11 1/2" ABOVE 3RD SHELF

11 1/2" TO TOP OF BOOKCASE

*Cherry & Maple*

6205  
**Waverly**

TWO TONE FINISH ON BOOKCASE INSIDE BACK  
VS. THE REST OF THE PIECE NO UPCHARGE.

# FINISHES & SPECS





# Seaside Paint Finishes

Seaside paint finishes give a clean and modern look to a piece of fine furniture. This paint finish is smooth with no distressing and the same paint coverage all over.

The color swatches below are a representation only. See a dealer showroom for actual finish samples.



#71 Snow




#75 Sky




#76 Raindrop




#77 Turquoise




#78 Sailboat




#79 Blueberry




#80 Cloud




#81 Bone




#82 Quicksilver



#83 Gunmetal




#85 Coral




#86 Cinnabar




#87 Bright Red



#88 Mint Grass




#89 Avocado



#90 Moonbeam

## Metal Base Paints



Black



Mineral



Silver



Gold

# Heritage Stain Finishes

Heritage finishes are distressed with worm holes and dings. The wood is then stained and glazed to accent the piece. All furniture products are available

in the Heritage finishes. Colors shown should be used for guide purposes only. See dealer showroom for finish sample board.



Spice {Oak}



Pecan {Oak}



Stonewal {Oak}



Walnut {Oak}



Cherry Valley {Cherry}



Russet {Cherry}



Legacy {Cherry}



Heather {Cherry}



Briar {Cherry}



Almond {Maple}



Iceberg {Maple}



Ginger {Maple}



Cypress {Maple}



Cedar {Maple}



Coal {Maple}

# Heritage Paint Finishes

Heritage finishes are distressed with worm holes and dings. The paint lacquer is applied, rubbed through or glazed to accent the piece. Only painted Cherry & Maple give the look presented on these

paint chips. Oak wood allows the grain finish pattern to distinctively show through the paint finish. Colors shown should be used for guide purposes only. See dealer showroom for finish sample board.

1 - 8 Distressed and rub-through



#1 Antique White

#3 Putty

#4 Black

#5 Powder

#7 Willow

9 - 17 Distressed and glazed



#8 Pebble

#9 Ocean

#10 Mist

#11 Wineberry

#12 Marble



#13 Moss

#14 Redwood

#15 Harbor

#16 Granite

#17 Navy

# Renew Stain Finishes

Renew stains are non-distressed smooth finishes. The grain character and color variations of solid wood are a beautiful part of the solid wood finish. Notice that the wood variations are more apparent

in the lighter finishes. All furniture products are available in the Renew finishes. Colors should be used for guide purposes only. See dealer showroom for actual finish samples.




Dover White {Maple}




Dovetail {Maple}




Rain Barrel {Maple}



Iron Ore {Maple}



Cinder {Maple}




Midnight {Maple}




Basket {Cherry}



Agate {Cherry}



Roasted {Cherry}



Steam {Oak}



Outerbanks {Oak}




Lava {Oak}

# Traditional Stain Finishes

Traditional Finishes are non-distressed smooth finishes. The grain character and color variations of solid wood are a beautiful part of the solid wood finish. Notice that the wood variations are more


apparent in the lighter finishes. All furniture products are available in the Traditional finishes. Colors should be used for guide purposes only. See dealer showroom for actual finish samples.




#51 Buckskin [Cherry]




#52 Sunset [Cherry]




#53 Papricka [Cherry]




#54 Cinnamon [Cherry]



#55 Auburn Cherry [Cherry]




#56 Truffle Cherry [Cherry]




#57 Centennial [Cherry]



#61 Cashew Oak [Oak]




#62 Lynford [Oak]



#63 Butternut [Oak]



#64 Casia [Oak]




#65 Nutmeg [Oak]

# Renaissance Finishes

The Renaissance finish category is another sophisticated group of finishes. Every detail from the distressing, to the depth and patina of each color, including the high sheen of

the catalyzed finish gives a “renewed look” that each piece of furniture deserves. Colors shown should be used for guide purposes only. See dealer showroom for finish sample board.



Brazil {Cherry}   Colorado {Cherry}   Java {Maple}   Mocha {Cherry}   Stonework {Oak}   Nautical {Maple}   Palm {Maple}

## Level 1&2

# Antiquity Stain Finishes

The character and wear of generations of use is captured in the Antiquity Finishes. This is accomplished in a 16-step studio style finish process. Each piece is scraped, distressed, and softened with sanding to simulate years of wear. Glazing and hand burnishing highlight the character of the distress marks and the natural beauty of the wood. All the Antiquity finishes are coated with catalyzed finish and hand waxed. Please note, there are 2 levels of distressing in the Antiquity Stains. Any Antiquity Stain finish can be selected in Level 1 or 2.

**Antiquity Level 1:** This is the overall lighter distress level and does not have simulated cracks. This level has worn edges, tear outs, gouges, dings, wormholes, and non-physical distressing within the finish layers. Colors shown should be used for guide purposes only.

**Antiquity Level 2:** This level of antiquity has simulated cracks, worn edges, tear outs, gouges, dings, wormholes and non-physical distressing within the finish layers. Colors shown should be used for guide purposes only.



Teak {Cherry}



Coffee {Cherry}



Devonshire {Oak}



Brie {Cherry}



Champagne {Cherry}



Tudor {Cherry}



Sahara {Maple}



Marina {Maple}

The distressed wood and color of Antiquity Paints is designed to complement the Antiquity Stains. Each piece is distressed in the same manner as the stained finishes but given several layers of color to highlight the natural wear from years of use. It is then coated with catalyzed finishes

and hand-waxed. Only cherry and maple (not available on most SKU's) will give the same effect as the samples. Oak wood allows the grain patterns to distinctively show the paint finish. Colors shown should be used for guide purposes only.



Ivory



Cayenne



Basil



Black



Alabaster



Steel



Salsa




Platinum




Mushroom

Weathered antiquity represents years of elemental exposure. As the sun, the sea, and the sand form the character of a branch on the beach, so these finishes present the simulation of natural weathering on cherry


wood. Each piece is unique and chosen to be "one of a kind." Make your choice of color broad with the natural beauty of the Weathered Antiquity variation.




Lichen



Earth



Slate



White Wash

# Customer's Own Material Requirements

The following chart gives guidelines for ordering the proper amount of fabric/vinyl or leather on upholstered chair seats and/or backs. This is for standard 54" wide fabric.

When ordering, add 10% for repeats in the fabric

patterns that measure over 4". Add 30% for fabric patterns repeats that measure over 8".

Yardage is for fabric. Sq Footage is for leather and does NOT include allowances for blemishes

Chair Name	Chair Quantity >	2	4	6	8	10
Drop Seats (removable seats)	Yardage / Sq Footage	1 / 15	2 / 25	2½ / 40	3½ / 50	4 / 60
71 Tiffen Rocker (leather N/A)	Fabric Yardage	4	8	12	16	20
24312 / 30312 Milano Stool	Yardage / Sq Footage	2 / 20	3 / 40	3½ / 55	4½ / 75	5½ / 90
32824 / 32830 Barcelona Stool	Yardage / Sq Footage	2 / 20	3 / 40	3½ / 55	4½ / 75	5½ / 90
338 Vineyard Chairs	Yardage / Sq Footage	2 / 20	3 / 40	3½ / 55	4½ / 75	5½ / 90
33824 / 33830 Vineyard Stools	Yardage / Sq Footage	2 / 20	3 / 40	3½ / 55	4½ / 75	5½ / 90
24338 / 30338 Vineyard Stools	Yardage / Sq Footage	2 / 20	3 / 40	3½ / 55	4½ / 75	5½ / 90
344 Sienna Chairs 348 Lochcarron Chairs 352 Normandy Chairs	Total Chair Ydg/Sq Ft	3 / 50	6 / 95	9 / 140	11 / 180	14 / 215
	Seat Only Ydg/Sq Ft	2 / 25	4 / 50	6 / 75	7½ / 100	9½ / 125
	Back Only Ydg/Sq Ft	2 / 25	3 / 45	4 / 65	5 / 80	6 / 90
354 Andover Chairs	Fabric Yardage	3	6	8	10	12
35424 Andover Stools	Fabric Yardage	3	6	8	10	12
357 Estate Desk Chairs	Total Chair Ydg/Sq Ft	2 / 25	3 / 50	4½ / 75	6 / 100	7½ / 125
	Seat Only Ydg/Sq Ft	1½ / 20	2½ / 40	3 / 55	4 / 75	5 / 90
	Back Only Ydg/Sq Ft	1½ / 10	2 / 18	2½ / 25	3 / 35	3½ / 40
358 Estate Chairs	Total Chair Ydg/Sq Ft	2 / 25	3 / 50	4½ / 75	6 / 100	7½ / 125
	Seat Only Ydg/Sq Ft	1½ / 20	2½ / 40	3 / 55	4 / 75	5 / 90
	Back Only Ydg/Sq Ft	1½ / 10	2 / 18	2½ / 25	3 / 35	3½ / 40



Chair Name	Chair Quantity >	2	4	6	8	10
35824 / 35830 Estate Stools 24358 / 30358 Estate Stools	Total Chair Ydg/Sq Ft	2 / 25	3 / 50	4½ / 75	6 / 100	7½ / 125
	Seat Only Ydg/Sq Ft	1½ / 20	2½ / 40	3 / 55	4 / 75	5 / 90
	Back Only Ydg/Sq Ft	1½ / 10	2 / 18	2½ / 25	3 / 35	3½ / 40
360 Argonne Chairs	Yardage / Sq Footage	2 / 20	3 / 40	3½ / 55	4½ / 75	5½ / 90
363 Bayonne Chairs	Total Chair Ydg/Sq Ft	3 / 35	5 / 70	7 / 105	8 / 140	10 / 175
	Seat Only Ydg/Sq Ft	1½ / 20	2½ / 35	3½ / 55	5 / 70	6 / 90
	Back Only Ydg/Sq Ft	2 / 25	3 / 40	4 / 60	5 / 75	6 / 95
365 St Croix Chairs	Yardage / Sq Footage	2 / 20	3 / 40	3½ / 55	4½ / 75	5½ / 90
367 Rochefort Chairs	Total Chair Ydg/Sq Ft	3 / 35	5 / 70	7 / 105	8 / 140	10 / 175
	Seat Only Ydg/Sq Ft	1½ / 20	2½ / 35	3½ / 55	5 / 70	6 / 90
	Back Only Ydg/Sq Ft	2 / 25	3 / 40	4 / 60	5 / 75	6 / 95
24374 Braslow Stools	Yardage / Sq Footage	2 / 20	3 / 40	3½ / 55	4½ / 75	5½ / 90
384 Valet Chairs (leather N/A on back)	Fabric Total Chair Ydg	2	4	5	6	7½
	Seat Only Ydg/Sq Ft	1 / 15	2 / 25	2½ / 40	3½ / 50	4 / 60
	Fabric Back Only Ydg	1	2	3	4	5
386 Hermitage Chairs	Yardage / Sq Footage	2 / 20	3 / 40	3½ / 55	4½ / 75	5½ / 90
388 Barkeley Chairs	Yardage / Sq Footage	2 / 20	3 / 40	3½ / 55	4½ / 75	5½ / 90
38824 / 38830 Barkeley Stools	Yardage / Sq Footage	2 / 20	3 / 40	3½ / 55	4½ / 75	5½ / 90
392 Mier Chairs	Yardage / Sq Footage	2 / 20	3 / 40	3½ / 55	4½ / 75	5½ / 90
393 Valdi Chairs	Total Chair Ydg/Sq Ft	2½ / 35	3½ / 70	5½ / 100	7 / 120	8½ / 150
	Seat Only Ydg/Sq Ft	2 / 24	3 / 50	4 / 68	5 / 90	6 / 110
	Back Only Ydg/Sq Ft	2 / 20	2½ / 30	3½ / 40	4 / 50	4½ / 60
398 Hempstead Chairs	Fabric Total Chair Ydg	4½	5½	7	8½	10
	Fabric Seat Only Ydg	3½	5	6	7	8
	Fabric Back Only Ydg	3½	4½	5½	6½	7½

# Furniture Options

## Seat Options

CHAIRS WITH NO LETTER APPENDED HAVE NO DROP SEAT OPTIONS.



### W {Wood Seat}

The wooden "W" seat option on frame chairs is by far the most durable seat option.



### U-1 {Fabric Seat}

The "U-1" fabric seat option gives many options of color and texture for your chair seats. You can also provide COM or COL.



### U-2 & U-3 {Leather Seat}

Standard Leather "U-2" is a medium grade leather. Premium Leather "U-3" is premium grade aniline imported from Europe.



### F {Fiber Seat}

The fiber "F" seat option is a handwoven paper twist.

## Nail Trim Options



Oxford



Nickel



Old Gold



French Natural

## Table Edge Options

Each table is designed with a standard edge, noted with each table's specs. A nonstandard edge may be custom-ordered if table specs indicate availability.



#30 Simple



#33 Ogee



#47 Undercut



#31 Danish



#44 Beaded



#48 French



#32 Bullnose

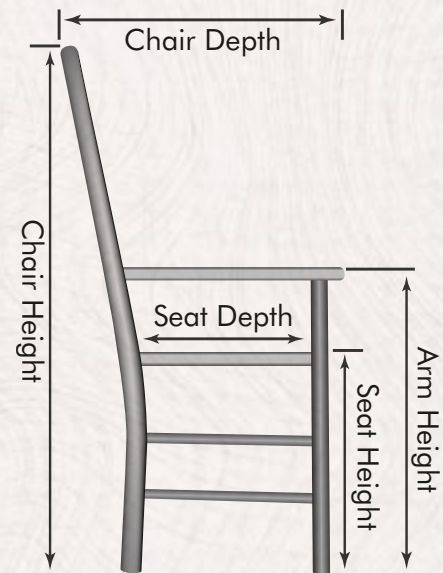


#46 Traditional



#49 Beveled

## Chair Dimensions



"H" = OVERALL CHAIR HEIGHT  
 "W" = OVERALL CHAIR WIDTH  
 "D" = OVERALL CHAIR DEPTH  
 "SH" = CHAIR SEAT HEIGHT  
 "SD" = CHAIR SEAT DEPTH  
 "AH" = CHAIR ARM HEIGHT  
 "AW" = WIDTH BETWEEN ARMS

# ZIMMERMAN CHAIR

## FINE FURNITURE MAKERS

### Furniture Care

Zimmerman Chair applies a quality catalyzed finish to all paint and /or stain wood finishes on all of the products. Each tabletop receives extra care and an extra coat of finish in the finish process to provide optimum durability throughout the years.

This finish has been tested to resist spills and stains from a wide variety of household chemicals, including water and household ammonia. These tests were performed with 24 hour contact and no affect on the finish. Hot liquids and objects should not contact the finish surface directly. Use place mats, pads, and coasters to protect the finish on the tabletops. Heat can quickly discolor the fine finish on your furniture.

!!!!Important!!! For the first three months of use, give extra care to protect your table from moisture and abrasion till the finish is fully cured. Do not use any furniture polish or furniture treatment on your tabletop for the initial six months of ownership.

You can clean your table anytime with a warm, soapy, damp cloth gently applied to the surface. After the catalyzed finish has reached its full potential of hardness at six months, the periodic use of high quality non-silicone and non-citrus furniture polish is recommended.

Zimmerman Antiquity finishes are hand rubbed with a wax on top of the catalyzed finish. This finish can be cleaned with a damp, soapy cloth and then buffed with a soft, clean cloth to return it to full, clear sheen.

Solid wood is a natural fiber. Therefore it will shrink and swell with the seasons. Take care not to expose your heirloom furniture to the extremes in temperature and humidity. Season cracks may appear if humidity is not maintained at 30-40%. Do not expose directly to sunlight and heat sources. Tabletop joints between leaves will gap slightly in the center or edges depending on the humidity of the season.

Solid wood changes color over time under normal conditions of light exposure. Lighter finishes are the most vulnerable to this wood darkening, so move table decor around periodically so silhouettes do not appear on the tabletop. With proper care, your solid wood Heirloom will give you service and satisfaction for years to come.





# ZIMMERMAN CHAIR

---

FINE FURNITURE MAKERS