

# ZIMMERMAN CHAIR

FINE FURNITURE MAKERS





# 2023 Furniture Catalog

## Chairs

Upholstered . . . . .	4-33
Frame . . . . .	34-79
Wood Windsor . . . . .	80-117

## Stools/Rocker/Desk Chairs/Benches

Backless . . . . .	118-123
With Backs . . . . .	124-143
Desk Chairs & Benches . . . . .	144-151

## Tables

Round Pedestal . . . . .	152-179
Rectangle Trestle . . . . .	180-199
Elements. . . . .	200-203
Leg . . . . .	204-240
Live Edge . . . . .	241-243

Cabinets . . . . .	244-270
--------------------	---------

## Occasionals

& Bookcases . . . . .	271-281
-----------------------	---------

Finishes . . . . .	282-288
--------------------	---------

COM . . . . .	290-291
---------------	---------

Furniture Options . . . . .	292
-----------------------------	-----

Furniture Care . . . . .	293
--------------------------	-----

Numerical Index. . . . .	294-295
--------------------------	---------

Alphabetical Index . . . . .	296-297
------------------------------	---------



# Upholstered Chairs

THESE CHAIRS HAVE THE UPHOLSTERY STAPLED AND WELTED TO THE FRAME. ALL CHAIRS IN THIS SECTION HAVE A COIL SPRING SYSTEM IN THE SEAT THAT WILL HOLD THE SEAT SHAPE AND PROVIDE SEAT COMFORT FOR MANY YEARS.



ANDOVER 354  
PAGE 7



ARGONNE 360  
PAGE 9



BARKELEY 388  
PAGE 11



BAYONNE 363  
PAGE 13



ESTATE 358  
PAGE 15



HEMPSTEAD 398  
PAGE 17



HERMITAGE 386  
PAGE 19



KRESTON 395  
PAGE 21



MIER 392  
PAGE 23



MILLINGTON 394  
PAGE 25



ROCHEFORT 367  
PAGE 27



ST CROIX 365  
PAGE 29



VALDI 393  
PAGE 31



VINEYARD 338  
PAGE 33



354U-0 Andover Chairs  
1509-54-D Farm Table



354U-0

**354**

**ANDOVER CHAIR**

37" H x 19½" W x 20½" D

18" SH / 15½" SD

*Cherry & Maple*

**35424**

**ANDOVER COUNTER STOOL**

38" H x 19" W x 19½" D

24" SH / 14½" SD

OPT. RUNG PROTECTORS WITH UPCHARGE

*Cherry & Maple*

**35430 (not pictured)**

**ANDOVER BAR STOOL**

44" H x 19" W x 19½" D

24" SH / 14½" SD

OPT. RUNG PROTECTORS WITH UPCHARGE

*Cherry & Maple*



35424U-0

**Andover Seat Options**

**UPHOLSTERY LEVELS**

U-0 Stock Fabrics

U-1 Barrow® Fabrics, and COM. See page 290 for COM requirements.

U-2 Standard Leather,

U-3 Premium Leather

**-No Leather or Vinyl on Chair back**

**UPHOLSTERY SAMPLES**

See dealer showroom for upholstery samples.



**354**

**Andover**



360U-1 Argonne Chairs  
423-54 Coventry Pedestal Table





360AU-1



360U-1

**360**  
ARGONNE SIDE CHAIR  
36" H x 23" W x 25" D  
19" SH / 20" SD  
*Cherry & Maple*



360U-1



**360A**  
ARGONNE ARM CHAIR  
36" H x 23" W x 25" D  
26" AH x 18 1/2" AW  
19" SH / 20" SD  
*Cherry & Maple*

**Argonne Seat Options**

**UPHOLSTERY LEVELS**

- U-1 Stock Fabrics, Barrow® Fabrics, and COM.  
See page 290 for COM requirements.
- U-2 Standard Leather.
- U-3 Premium Leather

**UPHOLSTERY SAMPLES**

See dealer showroom for upholstery samples.

**NAIL TRIM**

Nail trim is optional around seat—no upcharge.  
Clearly specify the nail trim option. Nail trim samples shown on page 292.



**360**  
**Argonne**

388U-1 Barkeley Chairs  
449-72 English Trestle Extension Table





388AW



388W

**388**  
BARKELEY SIDE CHAIR  
36" H x 20" W x 21" D  
18" SH / 18" SD  
*Cherry & Maple*



388AU-2



388AU-3

**388A**  
BARKELEY ARM CHAIR  
36" H x 20" W x 21" D  
25 1/2" AH x 19 AW  
18" SH / 18" SD  
*Cherry & Maple*

**38824**  
BARKELEY COUNTER STOOL  
40" H x 20" W x 21" D  
25" SH / 18" SD  
OPT. RUNG PROTECTORS WITH UPCHARGE  
*Cherry & Maple*



38824W

**38830**  
BARKELEY BAR STOOL  
46" H x 20" W x 21" D  
31" SH / 18" SD  
OPT. RUNG PROTECTORS WITH UPCHARGE  
*Cherry*

**Barkeley Seat Options**

- U-1 Stock Fabrics, Barrow® Fabrics, and COM. See page 290 for COM requirements.
- U-2 Standard Leather,
- U-3 Premium Leather
- W Wood

**UPHOLSTERY SAMPLES**  
See dealer showroom for upholstery samples.

**NAIL TRIM**  
Nail trim is optional around seat—no upcharge. Clearly specify the nail trim option. Nail trim samples shown on page 292.

**TWO TONE FINISH**  
Two tone finish (seat vs. chair) no upcharge.



**388**  
**Barkeley**



363U-1 & 363AU-1 Bayonne Chairs  
463-72 Tuscany Trestle Table



### 363

#### BAYONNE SIDE CHAIR

41" H x 22½" W x 24" D

19" SH / 18" SD

*Cherry & Maple*



### 363A

#### BAYONNE ARM CHAIR

41" H x 22½" W x 24" D

26½" AH x 18½" AW

19" SH / 18" SD

*Cherry & Maple*

### Bayonne Seat Options

#### UPHOLSTERY LEVELS

U-1 Stock Fabrics, Barrow® Fabrics, and COM.  
See page 290 for COM requirements.

U-2 Standard Leather,

U-3 Premium Leather

#### UPHOLSTERY SAMPLES

See dealer showroom for upholstery samples.

#### NAIL TRIM

Nail trim is optional around seat—no upcharge. **Nail trim is required on all inside backs with vinyl and leather upholstery—no upcharge.** Clearly specify the nail trim option. Nail trim samples shown on page 292.



## 363

# Bayonne



358U-1 Estate Chairs  
467-72 Tuscany Trestle Table



358AU-1



358U-3



358U-1



35824U-1



24358AU-1



24358U-2



### 358

ESTATE SIDE CHAIR  
38" H x 21" W x 24 1/2" D  
19" SH / 18" SD  
*Oak, Cherry & Maple*

### 358A

ESTATE ARM CHAIR  
38" H x 23 1/2" W x 24 1/2" D  
26" AH x 19" AW  
19" SH / 18" SD  
*Oak, Cherry & Maple*

### 35824

ESTATE NONSWIVEL  
COUNTER STOOL  
40" H x 22" W x 24" D  
25" SH / 18" SD  
OPT. RUNG PROTECTORS  
WITH UPCHARGE  
*Cherry & Maple*

### 35830

ESTATE NONSWIVEL  
BAR STOOL  
46" H x 22" W x 24" D  
31" SH / 18" SD  
OPT. RUNG PROTECTORS  
WITH UPCHARGE  
*Cherry & Maple*

### 24358A

ESTATE ARM SWIVEL  
COUNTER STOOL  
40 1/2" H x 22 1/2" W x 23" D  
25" SH / 19" SD  
34" AH x 24" AW  
OPT. RUNG PROTECTORS  
WITH UPCHARGE  
*Cherry & Maple*

### 30358A

ESTATE ARM SWIVEL  
BAR STOOL  
46 1/2" H x 22 1/2" W x 23" D  
31" SH / 19" SD  
40" AH x 24" AW  
OPT. RUNG PROTECTORS  
WITH UPCHARGE  
*Cherry & Maple*

### 24358

ESTATE ARMLESS  
SWIVEL COUNTER STOOL  
40 1/2" H x 22 1/2" W x 23" D  
25" SH / 19" SD  
OPT. RUNG PROTECTORS  
WITH UPCHARGE  
*Cherry & Maple*

### 30358

ESTATE ARMLESS  
SWIVEL BAR STOOL  
46 1/2" H x 22 1/2" W x 23" D  
31" SH / 19" SD  
OPT. RUNG PROTECTORS  
WITH UPCHARGE  
*Cherry & Maple*

## Estate Seat Options

### UPHOLSTERY LEVELS

- U-1 Stock Fabrics, Barrow® Fabrics, and COM. See page 290 for COM requirements.
- U-2 Standard Leather.
- U-3 Premium Leather

### UPHOLSTERY SAMPLES

See dealer showroom for upholstery samples.

### NAIL TRIM

Nail trim is optional around seat—no upcharge. **Nail trim is required on all inside backs with vinyl and leather upholstery—no upcharge.** Clearly specify the nail trim option. Nail trim samples shown on page 292.

# 358

# Estate

398U-1 & 398AU-1 Hempstead Chairs  
427-84 Poster Extension Table







398AU-1



### 398

#### HEMPSTEAD SIDE CHAIR

36 1/2" H x 22" W x 24 1/2" D

19" SH / 18 1/2" SD

*Cherry & Maple*

### 398A

#### HEMPSTEAD ARM CHAIR

36 1/2" H x 22" W x 24 1/2" D

25" AH x 19 AW

19" SH / 18 1/2" SD

*Cherry & Maple*



398U-1

### Hempstead Seat Options

#### UPHOLSTERY LEVELS

U-0 Stock Fabrics

U-1 Barrow® Fabrics, and COM. See page 290 for COM requirements.

U-2 Standard Leather,

U-3 Premium Leather

**-No Leather or Vinyl on Seat Backs**

#### UPHOLSTERY SAMPLES

See dealer showroom for upholstery samples.

#### NAIL TRIM

Nail trim is optional around seat—no upcharge. Clearly specify the nail trim option.

Nail trim samples shown on page 292.



398

# Hempstead



386AU-1 & 386U-1 Hermitage Chairs  
492-54 Vineyard Pedestal Table



386AU-1



386U-1



386U-1



**386**

**HERMITAGE SIDE CHAIR**

39" H x 23" W x 25" D

19" SH / 19" SD

*Cherry & Maple*

**386A**

**HERMITAGE ARM CHAIR**

39" H x 23" W x 26" D

25" AH x 19" AW

19" SH / 18" SD

*Cherry & Maple*

**Hermitage Seat Options**

**UPHOLSTERY LEVELS**

U-1 Stock Fabrics, Barrow® Fabrics, and COM.  
See page 290 for COM requirements.

U-2 Standard Leather,

U-3 Premium Leather

**UPHOLSTERY SAMPLES**

See dealer showroom for upholstery samples.

**NAIL TRIM**

Nail trim is optional around seat—no upcharge. Clearly specify the nail trim option. Nail trim samples shown on page 292.



386

**Hermitage**



395U-1 Kreston Chairs  
4720-54 Hive Pedestal Table



395U-1

## 395

KRESTON SIDE CHAIR

36.5"H x 21.5"W x 24.5"D

18.5"SH / 18"SD

*Cherry & Maple*

### Kreston Seat Options

#### UPHOLSTERY LEVELS

U-0 Stock Fabrics

U-1 Barrow® Fabrics, and COM. See page 290 for COM requirements.

### No Leather or Vinyl options

#### UPHOLSTERY SAMPLES

See dealer showroom for upholstery samples.

## 395

# Kreston

392U-1 Mier Chairs  
4400-48 Hansel Square Table





392U-1



### 392

#### MIER CHAIR

31½" H x 21½" W x 25" D

28½" AH x 18½" AW

19" SH / 18" SD

*Cherry & Maple*

#### Mier Seat Options

##### UPHOLSTERY LEVELS

U-1 Stock Fabrics, Barrow® Fabrics, and COM.

See page 290 for COM requirements.

U-2 Standard Leather,

U-3 Premium Leather

##### UPHOLSTERY SAMPLES

See dealer showroom for upholstery samples.

##### NAIL TRIM

Nail trim is optional around seat—no

upcharge. Clearly specify the nail trim option.

Nail trim samples shown on page 292.



392U-1



# 392 Mier



394U-1 Millington Chair  
4810-72-2 Corona Trestle Table



## 394

MILLINGTON CHAIR  
40.5" H x 20" W x 25.5" D  
19" SH / 18.5" SD  
*Cherry, Maple*

### Millington Seat Options

#### UPHOLSTERY LEVELS

- U-1 Stock Fabrics, Barrow® Fabrics, and COM.  
See page 290 for COM requirements.
- U-2 Standard Leather,
- U-3 Premium Leather

#### UPHOLSTERY SAMPLES

See dealer showroom for upholstery samples.

#### NAIL TRIM

Nail trim is optional around back as pictured—no upcharge. Clearly specify the nail trim option. Nail trim samples shown on page 292.



394U-1

# 394 Millington

367AU-1 & 367U-1 Rochefort Chairs  
461 Tuscany Pedestal Extension Table





367U-1



367AU-1



### 367

#### ROCHEFORT SIDE CHAIR

43" H x 22" W x 25½" D

19" SH / 18" SD

*Cherry & Maple*

### 367A

#### ROCHEFORT ARM CHAIR

43" H x 23½" W x 25" D

26½" AH x 19" AW

19" SH / 18" SD

*Cherry & Maple*

### Rochefort Seat Options

#### UPHOLSTERY LEVELS

U-1 Stock Fabrics, Barrow® Fabrics, and COM.

See page 290 for COM requirements.

U-2 Standard Leather.

U-3 Premium Leather

#### UPHOLSTERY SAMPLES

See dealer showroom for upholstery samples.

#### NAIL TRIM

Nail trim is optional around seat—no

upcharge. **Nail trim is required on all inside**

**backs with vinyl and leather upholstery—no**

**upcharge.** Clearly specify the nail trim option.

Nail trim samples shown on page 292.

# 367 Rochefort

365AU-1 & 365U-1 St Croix Chairs  
4105-72 Langhorne Extension Table





365AU-1

**365**

**ST CROIX SIDE CHAIR**

36" H x 23" W x 25" D

18" SH / 19" SD

*Cherry & Maple*



365U-1

**365A**

**ST CROIX ARM CHAIR**

36" H x 23" W x 25" D

18" SH / 19" SD

25" AH x 18 1/2" AW

*Cherry & Maple*

**St Croix Seat Options**

**UPHOLSTERY LEVELS**

U-1 Stock Fabrics, Barrow® Fabrics, and COM.  
See page 290 for COM requirements.

U-2 Standard Leather,

U-3 Premium Leather

**UPHOLSTERY SAMPLES**

See dealer showroom for upholstery samples.

**NAIL TRIM**

Nail trim is optional around seat—no upcharge. Clearly specify the nail trim option. Nail trim samples shown on page 292.



365

**St Croix**

393U-1 Valdi Chairs  
4800-54 Corona Pedestal Table





393U-1



393U-2



### 393

#### VALDI CHAIR

31½" H x 21½" W x 25" D

28½" AH x 18½" AW

19" SH / 18" SD

*Cherry & Maple*

#### Valdi Seat Options

##### UPHOLSTERY LEVELS

U-1 Stock Fabrics, Barrow® Fabrics, and COM.

See page 290 for COM requirements.

U-2 Standard Leather,

U-3 Premium Leather

##### UPHOLSTERY SAMPLES

See dealer showroom for upholstery samples.

##### NAIL TRIM

Nail trim is optional around seat—no

upcharge. **Nail trim is required on all inside**

**backs with vinyl and leather upholstery—no**

**upcharge.** Clearly specify the nail trim option.

Nail trim samples shown on page 292.

# 393 Valdi

338AU-1 & 338U-1 Vineyard Chairs  
467-72 Tuscany Trestle Extension Table







338AU-1



338U-1



33824U-2



24338U-2



### 338

#### VINEYARD SIDE CHAIR

34" H x 21" W x 24" D

19" SH / 18" SD

*Oak, Cherry, Maple*

### 338A

#### VINEYARD ARM CHAIR

34" H x 23" W x 24" D

26" AH x 19 1/2" AW

19" SH / 18" SD

*Oak, Cherry, Maple*

### 24338

#### VINEYARD SWIVEL COUNTER STOOL

40 1/2" H x 21" W x 24" D

24" SH / 19" SD

OPT. RUNG PROTECTORS WITH UPCHARGE

*Oak, Cherry, Maple*

### 30338

#### VINEYARD SWIVEL BAR STOOL

46 1/2" H x 21" W x 24" D

30" SH / 19" SD

OPT. RUNG PROTECTORS WITH UPCHARGE

*Oak, Cherry, Maple*

### 33824

#### VINEYARD NONSWIVEL COUNTER STOOL

40" H x 21" W x 24" D

24" SH / 18" SD

OPT. RUNG PROTECTORS WITH UPCHARGE

*Cherry & Maple*

### 33830

#### VINEYARD NONSWIVEL BAR STOOL

46" H x 21" W x 24" D

30" SH / 18" SD

OPT. RUNG PROTECTORS WITH UPCHARGE

*Cherry & Maple*

### Vineyard Seat Options

#### UPHOLSTERY LEVELS

U-1 Stock Fabrics, Barrow® Fabrics, and COM.

See page 290 for COM requirements.

U-2 Standard Leather

U-3 Premium Leather

#### UPHOLSTERY SAMPLES

See dealer showroom for upholstery samples.

#### NAIL TRIM

Nail trim is optional around seat—no upcharge.

Clearly specify the nail trim option. Nail trim samples shown on page 292.

338

# Vineyard



# Frame Chairs

ALL THE CHAIRS IN THIS SECTION ARE FRAME CHAIRS WITH "DROP SEATS" OR "SLIP SEATS" WHICH ARE SEATS ATTACHED TO THE FRAME WITH SCREWS.



BRASLOW 374  
PAGE 37



CABANA 397  
PAGE 39



CAMBRIDGE 336  
PAGE 41



CAPRI 372  
PAGE 43



CHALET 331  
PAGE 44



COTTAGE 356  
PAGE 45



DOS 343  
PAGE 47



DUNBAR 376  
PAGE 49



ESSEX 366  
PAGE 50



FRENCH COUNTRY  
LADDERBACK 23  
PAGE 51



FARMHOUSE 322  
PAGE 53



FONTAINE 399  
PAGE 55



KENSINGTON 349  
PAGE 57



LIBERTY 334  
PAGE 59



LORILLE 371  
PAGE 61



MANHATTAN 350  
PAGE 63



MANOR HOUSE 321  
PAGE 65



MARQUE 377  
PAGE 67



MONTBEC 341  
PAGE 69



PARK AVENUE 325  
PAGE 71



QUEEN ANNE 346  
PAGE 73



SHAKER LADDERBACK 27  
PAGE 75



STEGEL 387  
PAGE 77



TRIGON 347  
PAGE 79

374U-1 & 374AU-1 Braslow Chairs  
4847-72-E Farmhouse Extension Table





374AW



374W

**374**

**BRASLOW SIDE CHAIR**  
 37½" H x 21½" W x 22½" D  
 18" SH / 18" SD  
*Oak, Cherry, Maple*

**37424**

**BRASLOW NONSWIVEL COUNTER STOOL**  
 38½" H x 22" W x 22" D  
 24" SH / 16" SD  
*Cherry & Maple*

**374A**

**BRASLOW ARM CHAIR**  
 37½" H x 25" W x 22½" D  
 26½" AH / 20½" AW  
 18" SH / 18" SD  
*Oak, Cherry, Maple*

**37430**

**BRASLOW NONSWIVEL BAR STOOL**  
 44½" H x 22" W x 22" D  
 30" SH / 16" SD  
*Cherry & Maple*

**Braslow Chair and Nonswivel Seat Options**

**DROP SEAT TYPES**

- U-1 Stock Fabrics, Barrow® Fabrics, and COM.  
See page 290 for COM requirements.
- U-2 Standard Leather,
- U-3 Premium Leather
- W Wood
- F Fiber

**UPHOLSTERY SAMPLES**

See dealer showroom for upholstery samples.

**TWO TONE FINISH**

Two tone finish (seat vs. chair) no upcharge.



374AU-1



**24374**

**BRASLOW SWIVEL COUNTER STOOL**  
 43" H x 21" W x 23" D  
 24½" SH / 17½" SD  
 OPT. RUNG PROTECTORS WITH UPCHARGE  
*Cherry & Maple*



37424W



24374U-1

**30374**

**BRASLOW SWIVEL BAR STOOL**  
 49" H x 21" W x 23" D  
 30½" SH / 17½" SD  
 OPT. RUNG PROTECTORS WITH UPCHARGE  
*Cherry & Maple*

**Braslow Swivel Stool Seat Options**

**SEAT TYPES**

- U-1 Stock Fabrics, Barrow® Fabrics, and COM.  
See page 290 for COM requirements.
- U-2 Standard Leather,
- U-3 Premium Leather
- W Wood

**UPHOLSTERY SAMPLES**

See dealer showroom for upholstery samples.

**TWO TONE FINISH**

Two tone finish (seat vs. chair) no upcharge.



374  
**Braslow**

397W & 397AW Cabana Chairs  
1609-64-1-D Yarmouth Extension Table





397AW



397W



397AU-1



39724W



### 397

#### CABANA SIDE CHAIR

39" H x 19 1/2" W x 21" D  
18" SH / 16" SD

*Oak, Cherry & Maple*

### 397A

#### CABANA ARM CHAIR

39" H x 23" W x 21" D  
18" SH / 16" SD

25 1/2" AH x 19 1/2" AW

*Oak, Cherry & Maple*

### 39724

#### CABANA COUNTER STOOL

41" H x 19" W x 20" D  
24" SH / 16" SD

OPT. RUNG PROTECTORS WITH UPCHARGE

*Oak, Cherry & Maple*

### Cabana Seat Options

#### DROP SEAT TYPES

U-1 Stock Fabrics, Barrow® Fabrics, and COM.  
See page 290 for COM requirements.

U-2 Standard Leather,

U-3 Premium Leather

W Wood Saddle Seat

WC Wood Contour Seat

#### UPHOLSTERY SAMPLES

See dealer showroom for upholstery samples.

#### TWO TONE FINISH

Two tone finish (seat vs. chair) no upcharge.

# 397 Cabana

336W & 336AW Cambridge Chairs  
1103-72-2-B Rectangle Extension Table







336AW



336W

**336**

**CAMBRIDGE SIDE CHAIR**

39" H x 20" W x 22½" D  
18½" SH / 16½" SD

*Oak, Cherry & Maple*

**336A**

**CAMBRIDGE ARM CHAIR**

39" H x 22½" W x 22½" D  
18½" SH / 16½" SD

26" AH / 18" AW

*Oak, Cherry & Maple*



336U-1



336U-3

**33624**

**CAMBRIDGE COUNTER STOOL**

43" H x 20" W x 20" D  
24" SH / 16½" SD

*Oak, Cherry & Maple*

**33630 (not pictured)**

**CAMBRIDGE BAR STOOL**

49" H x 20" W x 20" D  
30" SH / 16½" SD

*Oak, Cherry & Maple*



33624W

**Cambridge Seat Options**

**DROP SEAT TYPES**

U-1 Stock Fabrics, Barrow® Fabrics, and COM.  
See page 290 for COM requirements.

U-2 Standard Leather,

U-3 Premium Leather

W Wood

**UPHOLSTERY SAMPLES**

See dealer showroom for upholstery samples.

**TWO TONE FINISH**

Two tone finish (seat vs. chair) no upcharge.



336

**Cambridge**

372W Capri Chairs  
3100-48 Hawthorne Pedestal Extension Table





372AW



372W

**372**  
CAPRI SIDE CHAIR  
39" H x 19½" W x 21" D  
18" SH / 16" SD  
*Oak, Cherry & Maple*



372U-1



37224

**372A**  
CAPRI ARM CHAIR  
39" H x 22" W x 21" D  
18" SH / 16" SD  
26" AH x 18" AW  
*Oak, Cherry & Maple*

**37224**  
CAPRI COUNTER STOOL  
42" H x 20" W x 20" D  
24" SH / 17" SD  
OPT. RUNG PROTECTORS WITH UPCHARGE  
*Oak, Cherry & Maple*



37224W

**37230 (not pictured)**  
CAPRI BAR STOOL  
48" H x 20" W x 20" D  
30" SH / 17" SD  
OPT. RUNG PROTECTORS WITH UPCHARGE  
*Oak, Cherry & Maple*

### Capri Seat Options

#### DROP SEAT TYPES

- U-1 Stock Fabrics, Barrow® Fabrics, and COM.  
See page 290 for COM requirements.
- U-2 Standard Leather,
- U-3 Premium Leather
- W Wood Saddle Seat
- WC Wood Contour Seat

#### UPHOLSTERY SAMPLES

See dealer showroom for upholstery samples.

#### TWO TONE FINISH

Two tone finish (seat vs. chair) no upcharge.



372  
**Capri**

### 331

#### CHALET SIDE CHAIR

38 1/2" H x 21" W x 19" D

18" SH / 16" SD

*Oak, Cherry & Maple*

#### Chalet Seat Options

##### DROP SEAT TYPES

U-1 Stock Fabrics, Barrow® Fabrics, and COM.  
See page 290 for COM requirements.

U-2 Standard Leather,

U-3 Premium Leather

W Wood

F Fiber

##### UPHOLSTERY SAMPLES

See dealer showroom for upholstery samples.

##### TWO TONE FINISH

Two tone finish (seat vs. chair) no upcharge.

331W



331U-1



331F



# 331 Chalet





### 356

#### COTTAGE SIDE CHAIR

41½" H x 19" W x 22" D

18" SH / 16½" SD

*Oak, Cherry & Maple*

### 356A

#### COTTAGE ARM CHAIR

41½" H x 25½" W x 22" D

18" SH / 16½" SD

26" AH / 19" AW

*Oak, Cherry & Maple*

### Cottage Seat Options

#### DROP SEAT TYPES

U-1 Stock Fabrics, Barrow® Fabrics, and COM.  
See page 290 for COM requirements.

U-2 Standard Leather,

U-3 Premium Leather

W Wood

#### UPHOLSTERY SAMPLES

See dealer showroom for upholstery samples.

#### TWO TONE FINISH

Two tone finish (seat vs. chair) no upcharge.



# 356 Cottage

343U-1 DOS Chairs  
2507-68 Tundra Extension Table on 2218 Xenon Base





343W



**343**

DOS CHAIR

33 1/2" H x 20 1/2" W x 21" D

17 1/2" SH / 17" SD

Cherry & Maple

### DOS Seat Options

#### DROP SEAT TYPES

U-1 Stock Fabrics, Barrow® Fabrics, and COM.

See page 290 for COM requirements.

U-2 Standard Leather,

U-3 Premium Leather

W Wood

#### UPHOLSTERY SAMPLES

See dealer showroom for upholstery samples.

#### TWO TONE FINISH

Two tone finish (seat vs. chair) no upcharge.

343  
**DOS**

376U-1 & 376AU-1 Dunbar Chairs  
Live Edge Table on 2226 Platinum Base







376AW



376W



376AU-1



376F

37624



### 376

#### DUNBAR SIDE CHAIR

37 1/2" H x 19" W x 22" D

17 1/2" SH / 18" SD

*Cherry & Maple*

### 376A

#### DUNBAR ARM CHAIR

37 1/2" H x 25 1/2" W x 22" D

17 1/2" SH / 18" SD

26" AH x 20" AW

*Cherry & Maple*

### 37624

#### DUNBAR COUNTER STOOL

43.5" H x 19" W x 23" D

24" SH / 18" SD

*Cherry & Maple*

### Dunbar Seat Options

#### DROP SEAT TYPES

U-1 Stock Fabrics, Barrow® Fabrics, and COM.

See page 290 for COM requirements.

U-2 Standard Leather.

U-3 Premium Leather

W Wood

F Fiber

#### UPHOLSTERY SAMPLES

See dealer showroom for upholstery samples.

#### TWO TONE FINISH

Two tone finish (seat vs. chair) no upcharge.



# 376 Dunbar

### 366

ESSEX SIDE CHAIR  
43" H x 22" W x 25 1/2" D  
18" SH / 18" SD  
*Cherry & Maple*

### 366A

ESSEX ARM CHAIR  
43" H x 23 1/2" W x 25 1/2" D  
26 1/2" AH x 19" AW  
18" SH / 18" SD  
*Cherry & Maple*

### 24366

ESSEX SWIVEL COUNTER STOOL  
40" H x 21" W x 24" D  
24" SH / 18" SD  
OPT. RUNG PROTECTORS WITH UPCHARGE  
*Cherry & Maple*

### 30366 (not pictured)

ESSEX SWIVEL BAR STOOL  
46" H x 21" W x 24" D  
30" SH / 18" SD  
OPT. RUNG PROTECTORS WITH UPCHARGE  
*Cherry & Maple*

### Essex Swivel Seat Options

#### SEAT TYPES

- U-1 Stock Fabrics, Barrow® Fabrics, and COM. See page 290 for COM requirements.
- U-2 Standard Leather,
- U-3 Premium Leather
- W Wood

#### UPHOLSTERY SAMPLES

See dealer showroom for upholstery samples.

#### NAIL TRIM

Nail trim is optional around seat—no upcharge. Clearly specify the nail trim option. Nail trim samples shown on page 292.

#### RUNG PROTECTORS

Optional with upcharge.

### 36624

ESSEX NONSWIVEL COUNTER STOOL  
41" H x 20" W x 21" D  
24" SH / 16" SD  
*Cherry & Maple*

### 36630 (not pictured)

ESSEX NONSWIVEL BAR STOOL  
47" H x 20" W x 21" D  
30" SH / 16" SD  
*Cherry & Maple*

### Essex Nonswivel Seat Options

#### DROP SEAT TYPES

- U-1 Stock Fabrics, Barrow® Fabrics, and COM. See page 290 for COM requirements.
- U-2 Standard Leather,
- U-3 Premium Leather
- W Wood

#### UPHOLSTERY SAMPLES

See dealer showroom for upholstery samples.

#### TWO TONE FINISH

Two tone finish (seat vs. stool) no upcharge.



366W



366AW



24366W



36624W



# 366 Essex



23AW



23W



23U-1



23F



2324W



2423

**23**

**FRENCH COUNTRY SIDE CHAIR**

43½" H x 19" W x 21½" D  
18" SH / 17" SD

*Oak, Cherry & Maple*

**23A**

**FRENCH COUNTRY ARM CHAIR**

43½" H x 23" W x 21½" D  
18" SH / 17" SD  
25" AH x 17" AW

*Oak, Cherry & Maple*

**2324**

**FRENCH COUNTRY NONSWIVEL COUNTER STOOL**

44" H x 19" W x 20½" D  
24" SH / 17" SD

*Oak, Cherry & Maple*

**2330 (not pictured)**

**FRENCH COUNTRY NONSWIVEL BAR STOOL**

50" H x 19" W x 20½" D  
30" SH / 17" SD

*Oak, Cherry & Maple*

**2423**

**FRENCH COUNTRY SWIVEL COUNTER STOOL**

44" H x 19" W x 20½" D  
24" SH / 15" SD

NO SEAT OPTIONS

*Oak, Cherry & Maple*

**3023 (not pictured)**

**FRENCH COUNTRY SWIVEL BAR STOOL**

50" H x 19" W x 20½" D  
30" SH / 15" SD

NO SEAT OPTIONS

*Oak, Cherry & Maple*

**French Country Seat Options**

**DROP SEAT TYPES**

- U-1 Stock Fabrics, Barrow® Fabrics, and COM.  
See page 290 for COM requirements.
- U-2 Standard Leather,
- U-3 Premium Leather
- W Wood
- F Fiber

**UPHOLSTERY SAMPLES**

See dealer showroom for upholstery samples.

**TWO TONE FINISH**

Two tone finish (seat vs. chair) no upcharge for chairs and nonswivel stools. For swivel stools, add TT to Sku# for two tone pricing. Stained seat vs. painted back/legs.



Long finials are standard on French Country Ladderback chairs. Clearly specify long finials or button finials when ordering. The button finials shorten the chair height by 3¼".



# French Country 23 Ladderback

322W Farmhouse Chairs  
1900-72-D Drawleaf Extension Table





322AW



322W



322U-1



322F



32230W

### 322

#### FARMHOUSE SIDE CHAIR

40" H x 21" W x 21" D  
18" SH / 17" SD

*Oak, Cherry & Maple*

### 322A

#### FARMHOUSE ARM CHAIR

40" H x 23 1/2" W x 21" D  
27" AH x 18 1/2" AW  
18" SH / 17" SD

*Oak, Cherry & Maple*

### 32224 (not pictured)

#### FARMHOUSE COUNTER STOOL

40" H x 19 1/2" W x 19 1/2" D  
24" SH / 17" SD

OPT RUNG PROTECTORS WITH UPCHARGE

*Oak, Cherry & Maple*

### 32230

#### FARMHOUSE BAR STOOL

46" H x 19 1/2" W x 19 1/2" D  
30" SH / 17" SD

OPT RUNG PROTECTORS WITH UPCHARGE

*Oak, Cherry & Maple*

### Farmhouse Seat Options

#### DROP SEAT TYPES

U-1 Stock Fabrics, Barrow® Fabrics, and COM.  
See page 290 for COM requirements.

U-2 Standard Leather,

U-3 Premium Leather

W Wood

F Fiber

#### UPHOLSTERY SAMPLES

See dealer showroom for upholstery samples.

#### TWO TONE FINISH

Two tone finish (seat vs. chair) no upcharge.



# 322

# Farmhouse



399WC & 399 AWC Fontaine Chairs  
1600-64-2-S Yarmouth Extension Table



399WC

**399**

**FONTAINE CHAIR**

39" H x 21" W x 23" D

18" SH / 16" SD

*Oak, Cherry & Maple*

**399A**

**FONTAINE ARM CHAIR**

39" H x 25.5" W x 16" D

18" SH / 16" SD

25.5" AH / 19" AW

*Oak, Cherry & Maple*

**Fontaine Seat Options**

**DROP SEAT TYPES**

U-1 Stock Fabrics, Barrow® Fabrics, and COM.  
See page 290 for COM requirements.

U-2 Standard Leather,

U-3 Premium Leather

W Wood Saddle Seat (not shown)-

WC Wood Contour Seat

**UPHOLSTERY SAMPLES**

See dealer showroom for upholstery samples.

**TWO TONE FINISH**

Two tone finish (seat vs. chair) no upcharge.



399AWC

**399**

**Fontaine**

349W and 349AW Kensington Chairs  
4707-72 Tanger Extension Table







349U-1

**349**

**KENSINGTON SIDE CHAIR**

36" H x 19" W x 23" D

18" SH / 17" SD

*Cherry & Maple*

**349A**

**KENSINGTON ARM CHAIR**

36" H x 22" W x 23" D

18" SH / 17" SD

25 1/2" AH / 20" AW

*Cherry & Maple*



349AU-1

**34924**

**KENSINGTON STOOL**

40" H x 19" W x 22" D

24" SH / 17" SD

OPT. RUNG PROTECTORS WITH UPCHARGE

*Cherry & Maple*



34924

**Kensington Seat Options**

**UPHOLSTERY LEVELS**

U-1 Stock Fabrics, Barrow® Fabrics, and COM.  
See page 290 for COM requirements.

U-2 Standard Leather,

U-3 Premium Leather

W Wood

**UPHOLSTERY SAMPLES**

See dealer showroom for upholstery samples.



**349**

**Kensington**



334W & 334AW Liberty chairs  
1200-72-1 Rectangle Extension Table



334AW



334W

**334**

LIBERTY SIDE CHAIR  
38½" H x 22" W x 23½" D  
18" SH / 17½" SD

*Oak & Cherry*



334U-1



334U-2

**334A**

LIBERTY ARM CHAIR  
38½" H x 24½" W x 23½" D  
18" SH / 17½" SD  
26" AH / 20" AW

*Oak & Cherry*

**Liberty Seat Options**

**DROP SEAT TYPES**

U-1 Stock Fabrics, Barrow® Fabrics, and COM.  
See page 290 for COM requirements.

U-2 Standard Leather,

U-3 Premium Leather

W Wood

F Fiber

**UPHOLSTERY SAMPLES**

See dealer showroom for upholstery samples.

**TWO TONE FINISH**

Two tone finish (seat vs. chair) no upcharge.



334F



334  
**Liberty**



371U-2 and 371AU-2 Lorille chairs  
4320-86 Hansel Table



371AW



371W

**371**  
LORILLE SIDE CHAIR  
40½" H x 21" W x 21" D  
18" SH / 17½" SD  
*Oak, Cherry & Maple*

**371A**  
LORILLE ARM CHAIR  
40½" H x 24" W x 21" D  
18" SH / 17½" SD  
27½" AH x 21" AW  
*Oak, Cherry & Maple*



371U-1



**37124**  
LORILLE COUNTER STOOL  
40" H x 19" W x 20" D  
24" SH / 16" SD  
OPT RUNG PROTECTORS WITH UPCHARGE  
*Cherry & Maple*

**Lorille Seat Options**

**DROP SEAT TYPES**

- U-1 Stock Fabrics, Barrow® Fabrics, and COM.  
See page 290 for COM requirements.
- U-2 Standard Leather,
- U-3 Premium Leather
- W Wood

**UPHOLSTERY SAMPLES**

See dealer showroom for upholstery samples.

**TWO TONE FINISH**

Two tone finish (seat vs. chair) no upcharge.



37124W



**371**  
**Lorille**

350W Manhattan Chairs  
2607-72 Mesa Grande Extension Table on 2223 Litho Base





350AW



350W

**350**  
MANHATTAN SIDE CHAIR  
41" H x 18½" W x 23" D  
18" SH / 18" SD  
*Oak, Cherry & Maple*



350W



350U-2

**350A**  
MANHATTAN ARM CHAIR  
41" H x 21" W x 23" D  
18" SH / 18" SD  
27" AH x 18½" AW  
*Oak, Cherry & Maple*

**Manhattan Seat Options**

**DROP SEAT TYPES**

- U-1 Stock Fabrics, Barrow® Fabrics, and COM.  
See page 290 for COM requirements.
- U-2 Standard Leather,
- U-3 Premium Leather
- W Wood

**UPHOLSTERY SAMPLES**

See dealer showroom for upholstery samples.

**TWO TONE FINISH**

Two tone finish (seat vs. chair) no upcharge.



350  
**Manhattan**

321W & 321AW Manor House Chairs  
476-48 Round Extension Table







321AW



321U-2

**321**  
MANOR HOUSE SIDE CHAIR  
39" H x 24" W x 22 1/2" D  
18" SH / 18" SD  
*Oak, Cherry & Maple*



321AU-1



321U-1

**321A**  
MANOR HOUSE ARM CHAIR  
39" H x 24" W x 22 1/2" D  
18" SH / 18" SD  
27" AH x 19" AW  
*Oak, Cherry & Maple*

**32124**  
MANOR HOUSE COUNTER STOOL  
38 1/2" H x 22" W x 20" D  
24" SH / 16" SD  
*Oak, Cherry & Maple*

**32130 (not pictured)**  
MANOR HOUSE BAR STOOL  
43 1/2" H x 22" W x 20" D  
30" SH / 16" SD  
*Oak, Cherry & Maple*



321F



32124W

**Manor House Seat Options**

**DROP SEAT TYPES**

- U-1 Stock Fabrics, Barrow® Fabrics, and COM. See page 290 for COM requirements.
- U-2 Standard Leather, )
- U-3 Premium Leather
- W Wood
- F Fiber

**UPHOLSTERY SAMPLES**

See dealer showroom for upholstery samples.

**TWO TONE FINISH**

Two tone finish (seat vs. chair) no upcharge.



**Manor 321**  
**House**

377U-1 Marque Chairs  
165-S Dropleaf Dinette Extension Table





377AU-1



377U-1

**377**  
MARQUE SIDE CHAIR  
39½" H x 20" W x 21" D  
18"SH / 18"SD  
*Cherry & Maple*

**377A**  
MARQUE ARM CHAIR  
39½" H x 24" W x 21" D  
18"SH / 18"SD  
26½" AH / 21" AW  
*Cherry & Maple*



377W



**Marque Seat Options**

**DROP SEAT TYPES**

- U-1 Stock Fabrics, Barrow® Fabrics, and COM.  
See page 290 for COM requirements.
- U-2 Standard Leather.
- U-3 Premium Leather
- W Wood

**UPHOLSTERY SAMPLES**

See dealer showroom for upholstery samples.

**TWO TONE FINISH**

Two tone finish (seat vs. chair) no upcharge.



**377**  
**Marque**



341U-1 & 341AU-1 Montbec Chairs  
2900-68 Drawleaf Extension Table



341AW



341W

**341**  
MONTBEC SIDE CHAIR  
39" H x 20½" W x 21" D  
18" SH / 17½" SD  
*Cherry & Maple*

**341A**  
MONTBEC ARM CHAIR  
39" H x 24" W x 21" D  
18" SH / 17½" SD  
26" AH x 21" AW  
*Cherry & Maple*



341U-1



### Montbec Seat Options

#### DROP SEAT TYPES

U-1 Stock Fabrics, Barrow® Fabrics, and COM.  
See page 290 for COM requirements.

U-2 Standard Leather.

U-3 Premium Leather

W Wood

#### UPHOLSTERY SAMPLES

See dealer showroom for upholstery samples.

#### TWO TONE FINISH

Two tone finish (seat vs. chair) no upcharge.



341  
**Montbec**



325W Park Ave Chairs  
167 Drop Leaf Table



325AW



325W

**325**  
PARK AVENUE SIDE CHAIR  
40" H x 20" W x 22½" D  
18" SH / 17" SD  
*Oak, Cherry & Maple*



325A



**325A**  
PARK AVENUE ARM CHAIR  
40" H x 23" W x 22½" D  
18" SH / 17" SD  
26" AH x 19" AW  
*Oak, Cherry & Maple*

**32524**  
PARK AVENUE  
COUNTER STOOL  
40" H x 20½" W x 22" D  
24" SH / 17" SD  
OPT. RUNG PROTECTORS WITH UPCHARGE  
*Oak, Cherry & Maple*



32524W

**32530 (not pictured)**  
PARK AVENUE BAR STOOL  
46" H x 20½" W x 22" D  
30" SH / 17" SD  
OPT. RUNG PROTECTORS WITH UPCHARGE  
*Oak, Cherry & Maple*

**Park Avenue Seat Options**

- DROP SEAT TYPES**  
U-1 Stock Fabrics, Barrow® Fabrics, and COM.  
See page 290 for COM requirements.  
U-2 Standard Leather,  
U-3 Premium Leather  
W Wood

**UPHOLSTERY SAMPLES**  
See dealer showroom for upholstery samples.

**TWO TONE FINISH**  
Two tone finish (seat vs. chair) no upcharge.



325  
**Park Avenue**

346U-1 & 346AU-1 Queen Anne Chairs  
176 Queen Anne Dbl Pedestal Extension Table







346AU-1

**346**

QUEEN ANNE  
SIDE CHAIR

43" H x 24" W x 22" D  
18" SH / 16 1/2" SD

*Cherry*

**346A**

QUEEN ANNE  
ARM CHAIR

43" H x 25 1/2" W x 22" D  
18" SH / 16 1/2" SD  
26 1/2" AH x 18" AW

*Cherry*



346U-1

**Queen Anne Seat Options**

**DROP SEAT TYPES**

U-1 Stock Fabrics, Barrow® Fabrics, and COM.  
See page 290 for COM requirements.

U-2 Standard Leather,

U-3 Premium Leather

**UPHOLSTERY SAMPLES**

See dealer showroom for upholstery samples.



346

# Queen Anne



27U-1 Shaker Ladderback  
4507-80 Latitude Extension Table



27AW



27W



27U-1



2730W



2427



**27**

**SHAKER LADDERBACK  
SIDE CHAIR**

43½" H x 19" W x 21½" D  
18" SH / 17" SD

*Oak, Cherry & Maple*

**27A**

**SHAKER LADDERBACK  
ARM CHAIR**

43½" H x 23" W x 21½" D  
18" SH / 17" SD  
25" AH x 17" AW

*Oak, Cherry & Maple*

**2724 (not pictured)**

**SHAKER LADDERBACK  
NONSWIVEL COUNTER STOOL**

44" H x 19" W x 20½" D  
24" SH / 17" SD

*Oak, Cherry & Maple*

**2730**

**SHAKER LADDERBACK  
NONSWIVEL BAR STOOL**

50" H x 19" W x 20½" D  
30" SH / 17" SD

*Oak, Cherry & Maple*

**2427**

**SHAKER LADDERBACK SWIVEL COUNTER STOOL**

44" H x 19" W x 20½" D  
24" SH / 15" SD

NO SEAT OPTIONS

*Oak, Cherry & Maple*

**3027 (not pictured)**

**SHAKER LADDERBACK SWIVEL BAR STOOL**

50" H x 19" W x 20½" D  
30" SH / 15" SD

NO SEAT OPTIONS

*Oak, Cherry & Maple*

**Shaker Ladderback Seat Options**

**DROP SEAT TYPES**

U-1 Stock Fabrics, Barrow® Fabrics, and COM.  
See page 290 for COM requirements.

U-2 Standard Leather,

U-3 Premium Leather

W Wood

F Fiber

**UPHOLSTERY SAMPLES**

See dealer showroom for upholstery samples.

**TWO TONE FINISH**

Two tone finish (seat vs. chair) no upcharge for chairs and nonswivel stools. For swivel stools, add TT to Sku# for two tone pricing. Stained seat vs. painted back/legs.

Long finials are standard on Shaker Ladderback chairs. Clearly specify long finials or button finials when ordering. The button finials shorten the chair height by 3¼".

**Shaker** **27**  
**Ladderback**

387W & 387AW Stegel Chairs  
4320-86-D Hansel Rectangle Table





387AW



387W

**387**

STEGEL SIDE CHAIR  
39 1/2" H x 20" W x 21" D  
18" SH / 16" SD

*Cherry & Maple*

**387A**

STEGEL ARM CHAIR  
39 1/2" H x 23" W x 21" D  
18" SH / 16" SD  
23 1/2" AH x 20" AW

*Cherry & Maple*



**Stegel Seat Options**

**DROP SEAT TYPES**

- U-1 Stock Fabrics, Barrow® Fabrics, and COM.  
See page 290 for COM requirements.
- U-2 Standard Leather.
- U-3 Premium Leather
- W Wood

**UPHOLSTERY SAMPLES**

See dealer showroom for upholstery samples.

**TWO TONE FINISH**

Two tone finish (seat vs. chair) no upcharge.



387  
**Stegel**



347W Trigon Chairs  
4220-84 Savanna Table



347AW



347W



**347**

**TRIGON CHAIR**

38 1/2" H x 18 3/4" W x 22" D

18" SH / 16 1/2" SD

*Oak, Cherry & Maple*

**347A**

**TRIGON ARM CHAIR**

38 1/2" H x 22 1/2" W x 22" D

18" SH / 16 1/2" SD

26 1/2" AH / 19 1/2" AW

*Oak, Cherry & Maple*

**34724**

**TRIGON NON-SWIVEL COUNTER STOOL**

44 1/2" H x 18 3/4" W x 22" D

24" SH / 16 1/2" SD

26 1/2" AH / 19 1/2" AW

*Cherry & Maple*



347U-1



34724

**Trigon Seat Options**

**DROP SEAT TYPES**

U-1 Stock Fabrics, Barrow® Fabrics, and COM.

See page 290 for COM requirements.

U-2 Standard Leather,

U-3 Premium Leather

W Wood

**UPHOLSTERY SAMPLES**

See dealer showroom for upholstery samples.

**TWO TONE FINISH**

Two tone finish (seat vs. chair) no upcharge.



**347**

**Trigon**

# Wood Windsor Chairs





# Wood Chairs



CALYPSO 345  
PAGE 82



TUSSOK 335  
PAGE 83



CODY 385  
PAGE 85



CORDONA 383  
PAGE 87



KILO 368  
PAGE 89



MEROS 351  
PAGE 91



RETTEW 361  
PAGE 93



SOLEIL 369  
PAGE 95



TECHNO 359  
PAGE 97



CLASSIC WINDSOR 38  
PAGE 99



COUNTRY SQUIRE 59  
PAGE 101



DANBURY 382  
PAGE 103



EIGHT SPINDLE 60  
PAGE 105



HI BACK WINDSOR 390  
PAGE 107



NANTUCKET 332  
PAGE 109



NEW ENGLAND 54  
PAGE 111



THUMBBACK 58  
PAGE 113



WINDHAM 380  
PAGE 113



WINTHROP 330  
PAGE 117



345 Calypso Chairs  
4900-70 Drawleaf Extension Table



345



345



# 345 Calypso

## 345

### CALYPSO CHAIR

30 1/2" H x 22" W x 20" D

18" SH / 16" SD

*Oak, Cherry, Maple & Walnut*

### TWO TONE FINISH

Add TT to Sku# for two tone pricing.  
Stained seat vs. painted back/legs.



335



33524



24335



335 Tussok Chairs  
5202-72-V Mid Century Rect. Extension Table

**335**  
TUSSOK CHAIR  
30½" H x 22" W x 20" D  
18" SH / 16" SD  
*Cherry, Maple & Walnut*

**33524**  
TUSSOK NON-SWIVEL COUNTER STOOL  
36" H x 21" W x 21" D  
24" SH / 16" SD  
*Cherry, Maple & Walnut*

**24335**  
TUSSOK COUNTER STOOL  
36" H x 21" W x 21" D  
24" SH / 16" SD  
*Cherry, & Maple*

**30335 (not pictured)**  
TUSSOK SWIVEL BAR STOOL  
42" H x 21" W x 21" D  
30" SH / 16" SD  
*Cherry & Maple*

# 335 Tussok



385 Cody Chairs  
2010-78 Plateau Table on 2223 Litho Base



385

**385**

CODY CHAIR

35" H x 21" W x 21" D

18 1/2" SH / 15 1/2" SD

*Oak, Cherry & Maple*



5485

**5485**

CODY BENCH

36" H x 50 3/4" W x 21" D

18" SH / 15 1/2" SD

*Cherry & Maple*

**TWO TONE FINISH**

Add TT to Sku# for two tone pricing.  
Stained seat vs. painted back/legs.



**385**  
**Cody**

383 Cordona Chairs  
Live Edge Table on 2206 New York Cast Iron Base





383



383TT

**383**

CORDONA CHAIR  
35" H x 21" W x 21 1/2" D  
17 1/2" SH / 15" SD  
*Oak, Cherry & Maple*

**38324**

CORDONA COUNTER STOOL  
40" H x 19" W x 20" D  
24" SH / 15 3/4" SD  
*Oak, Cherry & Maple*

**38330**

CORDONA BAR STOOL  
46" H x 21" W x 22" D  
30" SH / 15 3/4" SD  
*Oak, Cherry & Maple*



38330



38324



24383

**24383**

CORDONA SWIVEL COUNTER STOOL  
40" H x 21" W x 21" D  
24" SH / 15 1/2" SD  
*Oak, Cherry & Maple*

**30383 (not pictured)**

CORDONA SWIVEL BAR STOOL  
46" H x 21" W x 21" D  
30" SH / 15 1/2" SD  
*Oak, Cherry & Maple*

**TWO TONE FINISH**

Add TT to Sku# for two tone pricing.  
Stained seat vs. painted back/legs.



383

**Cordona**



368 and 368A Kilo Chairs  
4720-60 Hive Pedestal Non-Extension Table





368

**368**

KILO SIDE CHAIR  
30.5"H x 20"W x 22"D  
18"SH / 16.5"SD

*Cherry & Maple*



368A

**368A**

KILO ARM CHAIR  
30.5"H x 24"W x 22"D  
18"SH / 16.5"SD  
26"AH / 19.5"AW

*Cherry & Maple*

Wood seat only  
-no options



**368**  
**Kilo**



351 Meros Chairs  
1445-42 Alpine Pedestal Extension Table



351

**351**

**MEROS CHAIR**

34 1/4" H x 20 1/2" W x 19 3/4" D

18" SH / 15 3/4" SD

*Cherry, Walnut & Maple*

**35124**

**MEROS COUNTER STOOL**

37" H x 20" W x 20" D

24" SH / 15 1/2" SD / 17.5" SW

*Cherry, Walnut & Maple*

**35130 (not pictured)**

**MEROS BAR STOOL**

43" H x 20" W x 20" D

30" SH / 15 1/2" SD / 17.5" SW

*Cherry, Walnut & Maple*

**TWO TONE FINISH**

Add TT to Sku# for two tone pricing.

Stained seat vs. painted back/legs.



35124



**351**

**Meros**



361 Rettew Chair  
4955 Mackinac Pedestal Table



361

**361**

RETTEW CHAIR

33" H x 18" W x 21½" D

18" SH / 18" SD

*Cherry, Maple & Walnut*

**36124**

RETTEW COUNTER STOOL

36" H x 18" W x 21½" D

18" SH / 18" SD

*Cherry, Maple & Walnut*

**36130**

RETTEW BAR STOOL

42" H x 18" W x 21½" D

18" SH / 18" SD

*Cherry, Maple & Walnut*



36124



36130



**361**

**Rettew**



369 Soleil Chairs  
440-42 English Round Pedestal Table

**369**

SOLEIL CHAIR

34.5"H x 18"W x 21.5"D

18"SH | 16.5" SD

*Cherry, Maple, Walnut*

369



**369**

**Soleil**



359 Techno Chairs  
4352-64 Meros Table



**359**

TECHNO CHAIR

32.5"H x 18"W x 21.5"D

18"SH | 17.5" SD

*Cherry, Maple, Walnut*



359

**359**

**Techno**

---

38 & 38A Classic Windsor Chairs  
4843-72-B Farmhouse Extension Table





**38**  
CLASSIC WINDSOR SIDE CHAIR  
39" H x 20½" W x 21" D  
17½" SH / 15½" SD  
*Oak, Cherry & Maple*

**38A**  
CLASSIC WINDSOR ARM CHAIR  
40" H x 26" W x 23" D  
17½" SH / 15½" SD  
28" AH x 20½" AW  
*Oak, Cherry & Maple*

**5438**  
CLASSIC WINDSOR BENCH  
40½" H x 48½" W x 24" D  
17½" SH / 15½" SD  
27½" AH / 42½" AW  
*Oak, Cherry & Maple*



**TWO TONE FINISH**  
Add TT to Sku# for two tone pricing.  
Stained seat vs. painted back/legs.

**Antique Reproduction Features**

- WEDGED LEGS & SPINDLES
- HICKORY BOWS



Classic 38  
**Windsor**

59 Squire Chair  
4745-72 Farmhouse Table





59A

59

**59**

**COUNTRY SQUIRE  
SIDE CHAIR**

41½" H x 19" W x 23" D  
18" SH / 18" SD

*Cherry*

**59A**

**COUNTRY SQUIRE  
ARM CHAIR**

41½" H x 25" W x 24" D  
18" SH / 18" SD  
27" AH / 20" AW

*Cherry*



2459

**2459**

**COUNTRY SQUIRE  
SWIVEL COUNTER STOOL**

46½" H x 19" W x 20½" D  
24" SH / 15" SD

*Cherry*

**3059 (not pictured)**

**COUNTRY SQUIRE  
SWIVEL BAR STOOL**

52½" H x 19" W x 20½" D  
30" SH / 15" SD

*Cherry*



Rungs fastened with wooden pegs and spoke shaved spindles fastened with wooden wedges emulate the style of the Appalachian region of Early America.

**TWO TONE FINISH**

Two tone finish (seat vs. chair) no upcharge for chairs and nonswivel stools. For swivel stools, add TT to Sku# for two tone pricing. Stained seat vs. painted back/legs.



Country 59  
**Squire**



382 & 382A Danbury Chairs  
1109-54-S Extension Table



382A

**382**

**DANBURY SIDE CHAIR**

39½" H x 21" W x 24" D

18" SH / 16" SD

*Cherry & Maple*



382

**382A**

**DANBURY ARM CHAIR**

41½" H x 24" W x 24" D

18" SH / 16" SD

28½" AH x 20½" AW

*Cherry & Maple*

**TWO TONE FINISH**

Add TT to Sku# for two tone pricing.

Stained seat vs. painted back/legs.

Wedged legs and arm spindles.



**382**

# Danbury

60 Eight Spindle Windsor Chairs  
1603-56-D Yarmouth Extension Table







60A



60



2460

**60**

**EIGHT SPINDLE SIDE CHAIR**

37" H x 20" W x 21" D

17 1/2" SH / 16" SD

*Oak, Cherry & Maple*

**60A**

**EIGHT SPINDLE ARM CHAIR**

37" H x 22" W x 23" D

17 1/2" SH / 16" SD

26 1/2" AH x 18" AW

*Oak, Cherry & Maple*

**2460**

**EIGHT SPINDLE  
SWIVEL COUNTER STOOL**

44 1/2" H x 20" W x 20" D

24" SH / 16" SD

*Oak, Cherry & Maple*

**3060 (not pictured)**

**EIGHT SPINDLE  
SWIVEL BAR STOOL**

50 1/2" H x 20" W x 20" D

30" SH / 16" SD

*Oak, Cherry & Maple*

**TWO TONE FINISH**

Add TT to Sku# for two tone pricing.  
Stained seat vs. painted back/legs.



**Eight Spindle 60**  
**Windsor**

390 & 390A Hi Back Windsor Chairs  
1100-56-2-D Rectangle Extension Table





390A



390

**390/391**

HI-BACK WINDSOR  
SIDE CHAIR

41 1/2" H x 19 1/2" W x 24" D  
17 1/2" SH / 17" SD

*Cherry & Maple*



391A



391

**390A/391A**

HI-BACK WINDSOR  
ARM CHAIR

41 1/2" H x 22 1/2" W x 24" D  
17 1/2" SH / 17" SD  
25 1/2" AH 18 1/2" AW

*Cherry & Maple*

**TWO TONE FINISH**

Add TT to Sku# for two tone pricing.  
Stained seat vs. painted back/legs.

The 390 has plain legs and the  
391 has detailed legs.



Hi Back 390/391  
**Windsor**



332 & 332A Nantucket Chairs  
1103-64-2-B Rectangle Extension Table



332



332A



24332

### 332

NANTUCKET SIDE CHAIR

37½" H x 22½" W x 21½" D

17½" SH / 16" SD

*Oak, Cherry, Maple*

### 332A

NANTUCKET ARM CHAIR

39½" H x 25" W x 22" D

17½" SH / 16" SD

28½" AH / 20" AW

*Oak, Cherry, Maple*

### 24332

NANTUCKET SWIVEL  
COUNTER STOOL

45½" H x 23" W x 24" D

24" SH / 15" SD

*Oak, Cherry, Maple*

### 30332 (not pictured)

NANTUCKET SWIVEL  
BAR STOOL

51½" H x 23" W x 24" D

30" SH / 15" SD

*Oak, Cherry, Maple*

### TWO TONE FINISH

Add TT to Sku# for two tone pricing.  
Stained seat vs. painted back/legs.



332

# Nantucket

54 New England Windsor Chairs  
3100-48 Hawthorne Pedestal Extension Table





54A



54



54AD



5454



## 54

### NEW ENGLAND SIDE CHAIR

39½" H x 20" W x 21" D

17½" SH / 16" SD

*Oak, Cherry & Maple*

## 54A

### NEW ENGLAND ARM CHAIR

39½" H x 24" W x 21" D

17½" SH / 16" SD

26" AH x 20" AW

*Oak, Cherry & Maple*

## 5454

### NEW ENGLAND BENCH

39½" H x 52" W x 22½" D

17½" SH / 16½" SD

26" AH x 43" AW

*Oak & Cherry*

## 54AD

### NEW ENGLAND

### DESK CHAIR

39½-41½" H x 26" W x 26" D

18-20" SH / 16" SD

26-28" AH x 20" AW

*Oak & Cherry*

### TWO TONE FINISH

Add TT to Sku# for two tone pricing.  
Stained seat vs. painted back/legs.

# New England 54 Windsor



58 & 58A Thumb Back Windsor Chairs  
180-42 Reeded Pedestal Extension Table





58A



58

**58**  
THUMBBACK SIDE CHAIR  
36" H x 18 1/2" W x 21 1/2" D  
17 1/2" SH / 16" SD  
*Oak, Cherry & Maple*

**58A**  
THUMBBACK ARM CHAIR  
36" H x 21 1/2" W x 21 1/2" D  
17 1/2" SH / 16" SD  
26 1/2" AH / 19" AW  
*Oak, Cherry & Maple*



2458

**2458**  
THUMBBACK SWIVEL  
COUNTER STOOL  
43 1/2" H x 20" W x 21" D  
24" SH / 16" SD  
*Oak, Cherry & Maple*

**3058 (not pictured)**  
THUMBBACK SWIVEL  
BAR STOOL  
49 1/2" H x 20" W x 21" D  
30" SH / 16" SD  
*Oak, Cherry & Maple*

**TWO TONE FINISH**  
Add TT to Sku# for two tone pricing.  
Stained seat vs. painted back/legs.



Thumb Back 58  
**Windsor**



380 & 380A Windham Chairs  
1609-64-1-C Yarmouth Extension Table



380

**380**  
WINDHAM SIDE CHAIR  
40" H x 21" W x 21" D  
18" SH / 16" SD  
*Cherry & Maple*



380A

**380A**  
WINDHAM ARM CHAIR  
43" H x 24" W x 21" D  
27 1/2" AH x 20" AW  
18" SH / 16" SD  
*Cherry & Maple*

**TWO TONE FINISH**  
Add TT to Sku# for two tone pricing.  
Stained seat vs. painted back/legs.

Wedged legs and arm spindles.



380  
**Windham**



330TT Winthrop Two Tone Chairs  
145-42 Innkeeper's Pedestal Extension Table



330A



330

**330**

**WINTHROP SIDE CHAIR**

38½" H x 22½" W x 21½" D  
17½" SH / 16" SD

*Oak, Cherry & Maple*

**330A**

**WINTHROP ARM CHAIR**

39½" H x 25" W x 22" D  
17½" SH / 16" SD  
28½" AH / 20" AW

*Oak, Cherry & Maple*

**24330**

**WINTHROP SWIVEL COUNTER STOOL**

43" H x 20" W x 20" D  
24" SH / 15½" SD

*Oak, Cherry & Maple*



330AD



24330

**30330 (not pictured)**

**WINTHROP SWIVEL BAR STOOL**

49" H x 20" W x 20" D  
30" SH / 15½" SD

*Oak, Cherry & Maple*

**330AD**

**WINTHROP DESK CHAIR**

39½-41½" H x 26" W x 26" D  
18-20" SH / 16" SD  
26-28" AH x 20" AW

*Oak, Cherry & Maple*

**TWO TONE FINISH**

Add TT to Sku# for two tone pricing.  
Stained seat vs. painted back/legs.

For additional strength, hickory bows  
used on the cherry and maple pieces.



330

**Winthrop**

# Backless Stools



# Backless Stools



BARCELONA 328  
PAGE 120



KINGSTON 306  
PAGE 120



LARIAT 305  
PAGE 121



MILANO 312  
PAGE 121



ROUND 8, 10, 12  
PAGE 122



SADDLE 310  
PAGE 122



TRACTOR SEAT 308  
PAGE 123

328

# Barcelona

**32818**

**BARCELONA STOOL**

19" H x 21" W x 17" D

18 1/2" SH (CENTER)

14 1/2" SD / 18" SW

*Cherry & Maple*

**32824**

**BARCELONA COUNTER STOOL**

25" H x 21" W x 17" D

24 1/2" SH (CENTER)

15" SD / 18" SW

FRONT RUNG 9" / SIDE RUNG 12"

*Cherry & Maple*

**32830**

**BARCELONA BAR STOOL**

31" H x 22" W x 18" D

30 1/2" SH (CENTER)

15" SD / 18" SW

FRONT RUNG 12" / SIDE RUNG 14"

*Cherry & Maple*

**TWO TONE FINISH**

Two tone finish (seat vs. stool) no upcharge.

**RUNG PROTECTORS**

Optional with upcharge.

32824W



32824U-2



32830W



**Barcelona Seat Options**

**DROP SEAT TYPES**

U-1 Stock Fabrics, Barrow® Fabrics, and COM. See page 290 for COM requirements.

U-2 Standard Leather,

U-3 Premium Leather

W Wood

**UPHOLSTERY SAMPLES**

See dealer showroom for upholstery samples.

306

# Kingston

**30624**

**KINGSTON COUNTER STOOL**

24" H x 16 1/2" W x 14" D

23 1/4" SH (CENTER)

*Oak, Cherry & Maple*

**30630**

**KINGSTON BAR STOOL**

30" H x 17 1/2" W x 15" D

29 1/4" SH (CENTER)

*Oak, Cherry & Maple*

**TWO TONE FINISH**

Add TT to Sku# for two tone pricing. Stained seat vs. painted back/legs.

**RUNG PROTECTORS**

Optional with upcharge.

30624



120



# 305 Lariat



30524

## 30524

24" LARIAT COUNTER STOOL

29½" H x 21" W x 20" D

24" SH 16" SD

16½" INSIDE SEAT WIDTH

*Cherry & Maple*

## 30530

30" LARIAT BAR STOOL

35½" H x 21" W x 20" D

30" SH 16" SD

16½" INSIDE SEAT WIDTH

*Cherry & Maple*

# 312 Milano



24312W



24312U-2

## 24312

MILANO ROUND SWIVEL COUNTER STOOL

24" H x 19" DIA

STRETCHER HT. 8½"

*Oak, Cherry & Maple*

## 30312

MILANO ROUND SWIVEL BAR STOOL

30" H x 19" DIA

STRETCHER HT. 10½"

*Oak, Cherry & Maple*

## Milano Seat Options

### SEAT TYPES

U-1 Stock Fabrics, Barrow® Fabrics, and COM.  
See page 290 for COM requirements.

U-2 Standard Leather,

U-3 Premium Leather

W Wood

### UPHOLSTERY SAMPLES

See dealer showroom for upholstery samples.

### RUNG PROTECTORS

Optional with upcharge.

### TWO TONE FINISH

Two tone finish (seat vs. stool) no upcharge.

# 8,10,12 Round

## TWO TONE FINISH

For nonswivel stools, add TT to Sku# for two tone pricing. Stained seat vs. painted back/legs. For swivel stools, two tone finish (seat vs. stool) no upcharge.



### 8 & 8P (plain leg)

ROUND SEAT STOOL  
14" DIAMETER SEAT  
18" H x 15 1/2" W x 15 1/2" D

*Oak, Cherry & Maple*

### 8S & 8SP (plain leg)

ROUND SEAT SWIVEL STOOL  
14" DIAMETER SEAT  
18" H x 15 1/2" W x 15 1/2" D

*Oak, Cherry & Maple*



### 10 & 10P (plain leg)

ROUND SEAT COUNTER STOOL  
14" DIAMETER SEAT  
24" H x 16" W x 16" D

*Oak, Cherry & Maple*

### 10S & 10SP (plain leg)

ROUND SEAT SWIVEL COUNTER STOOL  
14" DIAMETER SEAT  
24" H x 16" W x 16" D

*Oak, Cherry & Maple*



### 12 & 12 P (plain leg)

ROUND SEAT BAR STOOL  
14" DIAMETER SEAT  
30" H x 16" W x 16" D

*Oak, Cherry & Maple*

### 12S & 12SP (plain leg)

ROUND SEAT SWIVEL BAR STOOL  
14" DIAMETER SEAT  
30" H x 17" W x 17" D

*Oak, Cherry & Maple*

# 310 Saddle

### 31024 & 31024P (plain leg)

SADDLE SEAT COUNTER STOOL  
25" H x 22 1/2" W x 17" D  
22" SH (CENTER) / 13" SD

*Oak & Cherry*

### 31030 & 31030P (plain leg)

SADDLE SEAT BAR STOOL  
31" H x 22 1/2" W x 17" D  
28" SH (CENTER) / 13" SD

*Oak & Cherry*

Available in wood or leather seats.  
Append "L" to the SKU to specify leather seats.

## TWO TONE FINISH

Add TT to Sku# for two tone pricing.  
Stained seat vs. painted back/legs.



31030



31024P

# Tractor Seat

**30824**

TRACTOR SEAT COUNTER STOOL

26" H x 18" W x 17 1/2" D

SCUPLTED SEAT HEIGHT: 24"

*Oak, Cherry & Maple*

30824

**30830**

TRACTOR SEAT BAR STOOL

32" H x 18" W x 17 1/2" D

SCUPLTED SEAT HEIGHT: 30"

*Oak, Cherry & Maple*

30830



# Stools



ANDOVER  
PAGE 125



BARKELEY  
PAGE 125



BRASLOW  
PAGE 127



CABANA  
PAGE 128



CAMBRIDGE  
PAGE 128



CAPRI  
PAGE 129



COUNTRY SQUIRE  
PAGE 129



CORDONA  
PAGE 131



CORDONA SWIVEL  
PAGE 131



DUNBAR  
PAGE 131



EIGHT SPINDLE  
PAGE 132



ESSEX  
PAGE 132



ESTATE  
PAGE 133



FARMHOUSE  
PAGE 133



FRENCH COUNTRY  
LADDERBACK | PAGE 134



KENSINGTON  
PAGE 134



LORILLE  
PAGE 135



MANOR HOUSE  
PAGE 137



MEROS  
PAGE 137



NANTUCKET  
PAGE 138



PARK AVENUE  
PAGE 138



RETTEW  
PAGE 139



SHAKER LADDERBACK  
PAGE 139



THUMBBACK WINDSOR  
PAGE 140



TRIGON  
PAGE 140



TUSSOK  
PAGE 141



VINEYARD  
PAGE 141



WINTHROP  
PAGE 143

354

# Andover



35424U-1

### 35424

#### ANDOVER COUNTER STOOL

38" H x 19" W x 19½" D  
24" SH / 14½" SD

*Cherry & Maple*

### 35430

#### ANDOVER BAR STOOL

44" H x 19" W x 19½" D  
30" SH / 14½" SD

*Cherry & Maple*

### Andover Seat Options

#### UPHOLSTERY LEVELS

U-1 Stock Fabrics, Barrow® Fabrics, and COM.  
See page 290 for COM requirements.

U-2 Standard Leather,

U-3 Premium Leather

**No Leather or Vinyl on seat backs**

#### UPHOLSTERY SAMPLES

See dealer showroom for upholstery samples.

#### NAIL TRIM

Nail trim is optional around seat—no upcharge. Clearly specify the nail trim option. Nail trim samples shown on page 292.

#### RUNG PROTECTORS

Optional with upcharge.

388

# Barkeley



38824W

### 38824

#### BARKELEY COUNTER STOOL

39" H x 20" W x 22" D  
24" SH / 16" SD

*Cherry & Maple*

### 38830

#### BARKELEY BAR STOOL

45" H x 20" W x 22" D  
30" SH / 16" SD

*Cherry & Maple*

### Barkeley Seat Options

#### DROP SEAT TYPES

U-1 Stock Fabrics, Barrow® Fabrics, and COM.  
See page 290 for COM requirements.

U-2 Standard Leather,

U-3 Premium Leather

W Wood

#### UPHOLSTERY SAMPLES

See dealer showroom for upholstery samples.

#### NAIL TRIM

Nail trim is optional around seat—no upcharge. Clearly specify the nail trim option. Nail trim samples shown on page 292.

#### RUNG PROTECTORS

Optional with upcharge.

#### TWO TONE FINISH

Two tone finish (seat vs. stool) no upcharge.



374

# Braslow



37424W

**37424**

**BRASLOW NONSWIVEL COUNTER STOOL**

38½" H x 22" W x 22" D  
24" SH / 16" SD

*Cherry & Maple*

**37430**

**BRASLOW NONSWIVEL BAR STOOL**

44½" H x 22" W x 22" D  
30" SH / 16" SD

*Cherry & Maple*

**24374**

**BRASLOW SWIVEL COUNTER STOOL**

43" H x 21" W x 23" D  
24½" SH / 17½" SD

*Cherry & Maple*

**30374**

**BRASLOW SWIVEL BAR STOOL**

49" H x 21" W x 23" D  
30½" SH / 17½" SD

*Cherry & Maple*

**Braslow Nonswivel Seat Options**

**DROP SEAT TYPES**

- U-1 Stock Fabrics, Barrow® Fabrics, and COM.  
See page 290 for COM requirements.
- U-2 Standard Leather,
- U-3 Premium Leather
- W Wood
- F Fiber

**UPHOLSTERY SAMPLES**

See dealer showroom for upholstery samples.

**TWO TONE FINISH**

Two tone finish (seat vs. stool) no upcharge.

**Braslow Swivel Seat Options**

**SEAT TYPES**

- U-1 Stock Fabrics, Barrow® Fabrics, and COM.  
See page 290 for COM requirements.
- U-2 Standard Leather,
- U-3 Premium Leather
- W Wood

**UPHOLSTERY SAMPLES**

See dealer showroom for upholstery samples.

**RUNG PROTECTORS**

Optional with upcharge.



24374U-1

# 397 Cabana

## 39724

### CABANA COUNTER STOOL

41" H x 19" W x 20" D

24" SH / 16" SD

*Cherry & Maple*

### Cabana Seat Options

#### DROP SEAT TYPES

U-1 Stock Fabrics, Barrow® Fabrics, and COM.  
See page 290 for COM requirements.

U-2 Standard Leather,

U-3 Premium Leather

W Wood

#### UPHOLSTERY SAMPLES

See dealer showroom for upholstery samples.

#### TWO TONE FINISH

Two tone finish (seat vs. stool) no upcharge.

#### RUNG PROTECTORS

Optional with upcharge.

39724W



# 336 Cambridge

## 33624

### CAMBRIDGE COUNTER STOOL

43" H x 20" W x 20" D

24" SH / 16 1/2" SD

*Oak, Cherry & Maple*

## 33630

### CAMBRIDGE BAR STOOL

49" H x 20" W x 20" D

30" SH / 16 1/2" SD

*Oak, Cherry & Maple*

### Cambridge Seat Options

#### DROP SEAT TYPES

U-1 Stock Fabrics, Barrow® Fabrics, and COM.  
See page 290 for COM requirements.

U-2 Standard Leather,

U-3 Premium Leather

W Wood

#### UPHOLSTERY SAMPLES

See dealer showroom for upholstery samples.

#### TWO TONE FINISH

Two tone finish (seat vs. stool) no upcharge.

#### RUNG PROTECTORS

Optional with upcharge.

33624W





372

# Capri

37224W



### 37224

CAPRI COUNTER STOOL

42" H x 20" W x 20" D

24" SH / 17" SD

*Oak, Cherry & Maple*

### 37230

CAPRI BAR STOOL

48" H x 20" W x 20" D

30" SH / 17" SD

*Oak, Cherry & Maple*

### Capri Seat Options

#### DROP SEAT TYPES

U-1 Stock Fabrics, Barrow® Fabrics, and COM.  
See page 290 for COM requirements.

U-2 Standard Leather,

U-3 Premium Leather

W Wood

#### UPHOLSTERY SAMPLES

See dealer showroom for upholstery samples.

#### TWO TONE FINISH

Two tone finish (seat vs. stool) no upcharge.

#### RUNG PROTECTORS

Optional with upcharge.

2459



Country 59

# Squire

### 2459

COUNTRY SQUIRE

SWIVEL COUNTER STOOL

46½" H x 19" W x 20½" D

24" SH / 15" SD

*Cherry*

### 3059

COUNTRY SQUIRE

SWIVEL BAR STOOL

52" H x 19" W x 20½" D

30" SH / 15" SD

*Cherry*

#### TWO TONE FINISH

Add TT to Sku# for two tone pricing.  
Stained seat vs. painted back/legs.



38324 Cordona Stools  
768 Rockport Island

383

# Cordona



38324



38330



24383

**38324**

CORDONA  
COUNTER STOOL  
40" H x 19" W x 20" D  
24" SH / 15<sup>3</sup>/<sub>4</sub>" SD  
*Cherry & Maple*

**34383**

CORDONA SWIVEL  
COUNTER STOOL  
40" H x 21" W x 21" D  
24" SH / 15<sup>1</sup>/<sub>2</sub>" SD  
*Cherry & Maple*


**38330**

CORDONA  
BAR STOOL  
46" H x 21" W x 22" D  
30" SH / 15<sup>3</sup>/<sub>4</sub>" SD  
*Cherry & Maple*

**30383**

CORDONA SWIVEL  
BAR STOOL  
46" H x 21" W x 21" D  
30" SH / 15<sup>1</sup>/<sub>2</sub>" SD  
*Cherry & Maple*

**TWO TONE FINISH**  
Add TT to Sku# for two  
tone pricing. Stained seat  
vs. painted back/legs.



37624

376

# Dunbar

**37624**

DUNBAR COUNTER STOOL  
43.5" H x 19" W x 23" D  
24" SH / 18" SD  
*Cherry & Maple*

**Dunbar Seat Options**

- U-1 Stock Fabrics, Barrow® Fabrics, and COM. See page 290 for COM requirements.
- U-2 Standard Leather,
- U-3 Premium Leather
- W Wood
- F Fiber

**UPHOLSTERY SAMPLES**  
See dealer showroom for  
upholstery samples.

**TWO TONE FINISH**  
Two tone finish (seat vs.  
chair) no upcharge.

60

# Eight Spindle

**2460**

EIGHT SPINDLE SWIVEL COUNTER STOOL

44½" H x 20" W x 20" D  
24" SH / 16" SD

*Oak, Cherry & Maple*

**3060**

EIGHT SPINDLE SWIVEL BAR STOOL

50½" H x 20" W x 20" D  
30" SH / 16" SD

*Oak, Cherry & Maple*

**TWO TONE FINISH**

Add TT to Sku# for two tone pricing.  
Stained seat vs. painted back/legs.

366

# Essex

**36624**

ESSEX NONSWIVEL COUNTER STOOL

41" H x 20" W x 21" D  
24" SH / 16" SD

*Cherry & Maple*

**36630**

ESSEX NONSWIVEL BAR STOOL

47" H x 20" W x 21" D  
30" SH / 16" SD

*Cherry & Maple*

**Essex Nonswivel Seat Options**

**DROP SEAT TYPES**

U-1 Stock Fabrics, Barrow® Fabrics, and COM. See page 290 for COM requirements.

U-2 Standard Leather,

U-3 Premium Leather

W Wood

**UPHOLSTERY SAMPLES**

See dealer showroom for upholstery samples.

**TWO TONE FINISH**

Two tone finish (seat vs. stool) no upcharge.

**24366**

ESSEX SWIVEL COUNTER STOOL

40" H x 21" W x 24" D  
24" SH / 18" SD

*Cherry & Maple*

**30366**

ESSEX SWIVEL BAR STOOL

46" H x 21" W x 24" D  
30" SH / 18" SD

*Cherry & Maple*

**Essex Swivel Seat Options**

**SEAT TYPES**

U-1 Stock Fabrics, Barrow® Fabrics, and COM. See page 290 for COM requirements.

U-2 Standard Leather,

U-3 Premium Leather

W Wood

**UPHOLSTERY SAMPLES**

See dealer showroom for upholstery samples.

**NAIL TRIM**

Nail trim is optional around seat—no upcharge. Clearly specify the nail trim option. Nail trim samples shown on page 292.

**RUNG PROTECTORS**

Optional with upcharge.

2460



36624W



24366W



132

# Estate



35824U-1

**35824**  
ESTATE NONSWIVEL  
COUNTER STOOL  
40" H x 22" W x 24" D  
25" SH / 18" SD

*Cherry & Maple*

**35830**  
ESTATE NONSWIVEL BAR STOOL  
46" H x 22" W x 24" D  
31" SH / 18" SD

*Cherry & Maple*

**24358A**  
ESTATE ARM SWIVEL COUNTER STOOL  
40½" H x 22½" W x 23" D  
25" SH / 19" SD  
34" AH x 24" AW

*Cherry & Maple*

24358AU-1

**30358A**  
ESTATE ARM SWIVEL BAR STOOL  
46½" H x 22½" W x 23" D  
31" SH / 19" SD  
40" AH x 24" AW

*Cherry & Maple*

24358AU-2

**24358**  
ESTATE ARMLESS SWIVEL  
COUNTER STOOL  
40½" H x 22½" W x 23" D  
25" SH / 19" SD

*Cherry & Maple*

**30358**  
ESTATE ARMLESS SWIVEL BAR STOOL  
46½" H x 22½" W x 23" D  
31" SH / 19" SD

*Cherry & Maple*

## Estate Seat Options

### UPHOLSTERY LEVELS

U-1 Stock Fabrics, Barrow® Fabrics,  
and COM. See page 290  
for COM requirements.

U-2 Standard Leather,  
U-3 Premium Leather

### UPHOLSTERY SAMPLES

See dealer showroom for  
upholstery samples.

### NAIL TRIM

Nail trim is optional around seat—no  
upcharge. **Nail trim is required on all  
inside backs with vinyl and leather  
upholstery—no upcharge.** Clearly  
specify the nail trim option. Nail trim  
samples shown on page 292.

### RUNG PROTECTORS

Optional with upcharge.

# Farmhouse



33230W

**32224**  
FARMHOUSE COUNTER STOOL  
40" H x 19½" W x 19½" D  
24" SH / 17" SD

*Oak, Cherry & Maple*

**32230**  
FARMHOUSE BAR STOOL  
46" H x 19½" W x 19½" D  
30" SH / 17" SD

*Oak, Cherry & Maple*

## Farmhouse Seat Options

### DROP SEAT TYPES

U-1 Stock Fabrics, Barrow® Fabrics,  
and COM. See page 290  
for COM requirements.

U-2 Standard Leather,  
U-3 Premium Leather

W Wood  
F Fiber

### UPHOLSTERY SAMPLES

See dealer showroom for  
upholstery samples.

### RUNG PROTECTORS

Optional with upcharge.

### TWO TONE FINISH

Two tone finish (seat  
vs. stool) no upcharge.

# 23 French Country Ladderback

**2324**

FRENCH COUNTRY  
NONSWIVEL  
COUNTER STOOL  
44" H x 19" W x 20½" D  
24" SH / 17" SD

*Oak, Cherry & Maple*

**2330**

FRENCH COUNTRY  
NONSWIVEL BAR STOOL  
50" H x 19" W x 20½" D  
30" SH / 17" SD

*Oak, Cherry & Maple*

**2423**

FRENCH COUNTRY SWIVEL  
COUNTER STOOL  
44" H x 19" W x 20½" D  
24" SH / 15" SD  
NO SEAT OPTIONS

*Oak, Cherry & Maple*

**3023**

FRENCH COUNTRY  
SWIVEL BAR STOOL  
50" H x 19" W x 20½" D  
30" SH / 15" SD  
NO SEAT OPTIONS

*Oak, Cherry & Maple*

2423



2324W



## French Country Nonswivel Seat Options

### DROP SEAT TYPES

- U-1 Stock Fabrics, Barrow® Fabrics, and COM.  
See page 290 for COM requirements.
- U-2 Standard Leather.
- U-3 Premium Leather
- W Wood
- F Fiber

### UPHOLSTERY SAMPLES

See dealer showroom for upholstery samples.

### TWO TONE FINISH

Two tone finish (seat vs. stool) no upcharge for nonswivel stools. For swivel stools, add TT to Sku# for two tone pricing. Stained seat vs. painted back/legs.



Long finials are standard on Shaker Ladderback chairs. Clearly specify long finials or button finials when ordering. The button finials shorten the chair height by 3¼".

# 349 Kensington

**34924**

KENSINGTON STOOL  
40" H x 19" W x 22" D  
24" SH / 17" SD

*Cherry & Maple*

## Kensington Nonswivel Seat Options

### DROP SEAT TYPES

- U-1 Stock Fabrics, Barrow® Fabrics, and COM. See page 290 for COM requirements.
- U-2 Standard Leather.
- U-3 Premium Leather
- W Wood

### UPHOLSTERY SAMPLES

See dealer showroom for upholstery samples.

### TWO TONE FINISH

Two tone finish (seat vs. stool) no upcharge for nonswivel stools. For swivel stools, add TT to Sku# for two tone pricing. Stained seat vs. painted back/legs.

34924U-1



371

# Lorille



37124W

## 37124

### LORILLE COUNTER STOOL

40" H x 19" W x 20" D

24" SH / 16" SD

*Cherry & Maple*

### Lorille Nonswivel Seat Options

#### DROP SEAT TYPES

U-1 Stock Fabrics, Barrow® Fabrics, and COM.

See page 290 for COM requirements.

U-2 Standard Leather,

U-3 Premium Leather

W Wood

#### UPHOLSTERY SAMPLES

See dealer showroom for upholstery samples.

#### TWO TONE FINISH

Two tone finish (seat vs. stool) no upcharge for nonswivel tools. For swivel stools, add TT to Sku# for two tone pricing. Stained seat vs. painted back/legs.

32124W Manor House Counter Stools  
438-42 Bistro Pedestal Extension Table





321

# Manor House



32124W

## 32124

### MANOR HOUSE COUNTER STOOL

38½" H x 22" W x 20" D  
24" SH / 16" SD

*Oak, Cherry & Maple*

## 32130

### MANOR HOUSE BAR STOOL

44½" H x 22" W x 20½" D  
30" SH / 16" SD

*Oak, Cherry & Maple*

## Manor House Seat Options

### DROP SEAT TYPES

U-1 Stock Fabrics, Barrow® Fabrics, and COM. See page 290 for COM requirements.

U-2 Standard Leather,

U-3 Premium Leather

W Wood

F Fiber

### UPHOLSTERY SAMPLES

See dealer showroom for upholstery samples.

### TWO TONE FINISH

Two tone finish (seat vs. stool) no upcharge.

351

# Meros



35124

## 35124

### MEROS COUNTER STOOL

37" H x 20" W x 20" D  
24" SH x 15½" SD x 17½" SW

*Cherry, Maple & Walnut*

## 35130 (not pictured)

### MEROS BAR STOOL

43" H x 20" W x 20" D  
30" SH / 15½" SD / 17.5" SW

*Cherry, Walnut & Maple*

332

# Nantucket

**24332**

NANTUCKET SWIVEL  
COUNTER STOOL

45½" H x 23" W x 24" D  
24" SH / 15" SD

*Oak, Cherry, Maple*

**30332**

NANTUCKET SWIVEL BAR STOOL

51½" H x 23" W x 24" D  
30" SH / 15" SD

*Oak, Cherry, Maple*

**TWO TONE FINISH**

Add TT to Sku# for two tone pricing.  
Stained seat vs. painted back/legs.

24332



325

# Park Avenue

**32524**

PARK AVENUE COUNTER STOOL

40" H x 20½" W x 22" D  
24" SH / 17" SD

*Oak, Cherry & Maple*

**RUNG PROTECTORS**

Optional with upcharge.

**TWO TONE FINISH**

Two tone finish (seat vs. stool) no upcharge.

**32530**

PARK AVENUE BAR STOOL

46" H x 20½" W x 22" D  
30" SH / 17" SD

*Oak, Cherry & Maple*

32524W



## Park Avenue Seat Options

**DROP SEAT TYPES**

U-1 Stock Fabrics, Barrow® Fabrics, and COM.  
See page 290 for COM requirements.

U-2 Standard Leather,

U-3 Premium Leather

W Wood

F Fiber

**UPHOLSTERY SAMPLES**

See dealer showroom for upholstery samples.

# Rettew



36124

**36124**

## RETTEW COUNTER STOOL

36" H x 18" W x 20" D

24" SH / 16" SD

*Cherry, Maple, & Walnut***36130**

## RETTEW BAR STOOL

42.5" H x 18" W x 20" D

30" SH / 16" SD

*Cherry, Maple & Walnut*

## RUNG PROTECTORS

Optional with upcharge.

## Shaker

## 27

# Ladderback



2730W



2427

**2724**SHAKER LADDERBACK  
NONSWIVEL COUNTER STOOL

44" H x 19" W x 20½" D

24" SH / 17" SD

*Oak, Cherry & Maple***2427**SHAKER LADDERBACK  
SWIVEL COUNTER STOOL

44" H x 19" W x 20½" D

24" SH / 15" SD

NO SEAT OPTIONS

*Oak, Cherry & Maple***2730**SHAKER LADDERBACK  
NONSWIVEL BAR STOOL

50" H x 19" W x 20½" D

30" SH / 17" SD

*Oak, Cherry & Maple***3027**SHAKER LADDERBACK  
SWIVEL BAR STOOL

50" H x 19" W x 20½" D

30" SH / 15" SD

NO SEAT OPTIONS

*Oak, Cherry & Maple*

Long finials are standard on Shaker Ladderback chairs. Clearly specify long finials or button finials when ordering. The button finials shorten the chair height by 3¼".

### Shaker Ladderback Nonswivel Seat Options

#### DROP SEAT TYPES

U-1 Stock Fabrics, Barrow® Fabrics, and COM. See page 290 for COM requirements.

U-2 Standard Leather,

U-3 Premium Leather

W Wood

F Fiber

#### UPHOLSTERY SAMPLES

See dealer showroom for upholstery samples.

#### TWO TONE FINISH

Two tone finish (seat vs. stool) no upcharge for nonswivel tools. For swivel stools, add TT to Sku# for two tone pricing. Stained seat vs. painted back/legs.

# 58 Thumb Back Windsor

## 2458

THUMBBACK SWIVEL  
COUNTER STOOL

43½" H x 20" W x 21" D  
24" SH / 16" SD

*Oak, Cherry & Maple*

## 3058

THUMBBACK SWIVEL BAR STOOL

49½" H x 20" W x 21" D  
30" SH / 16" SD

*Oak, Cherry & Maple*

### TWO TONE FINISH

Add TT to Sku# for two tone pricing.  
Stained seat vs. painted back/legs.

2458



# 347 Trigon

## 34724W

24" TRIGON COUNTER STOOL

40" H x 19" W x 21" D  
24" SH / 17" SD

*Cherry & Maple*

### Trigon Seat Options

#### DROP SEAT TYPES

- U-1 Stock Fabrics, Barrow® Fabrics, and COM. See page 290 for COM requirements.
- U-2 Standard Leather,
- U-3 Premium Leather
- W Wood
- F Fiber

#### UPHOLSTERY SAMPLES

See dealer showroom for upholstery samples.

#### TWO TONE FINISH

Two tone finish (seat vs. stool) no upcharge.

34724W



335

# Tussok



24335

**24335**

TUSSOK SWIVEL COUNTER STOOL

36" H x 21" W x 21" D

24" SH / 16" SD

*Cherry, & Maple*

**30335**

TUSSOK SWIVEL BAR STOOL

42" H x 21" W x 21" D

30" SH / 16" SD

*Cherry & Maple*



33524

**33524**

TUSSOK NON-SWIVEL STOOL

36.5" H x 22" W x 20" D

24" SH / 16" SD

*Cherry & Maple*

**33530** (not pictured)

TUSSOK NON-SWIVEL STOOL

43" H x 22" W x 20" D

30" SH / 16" SD

*Cherry & Maple*

338

# Vineyard



33824U-2

**33824**

VINEYARD NONSWIVEL COUNTER STOOL

40" H x 21" W x 24" D

25" SH / 18" SD

*Cherry & Maple*

**24338**

VINEYARD SWIVEL COUNTER STOOL

40 1/2" H x 21" W x 24" D

25" SH / 19" SD

*Oak, Cherry, Maple*

**33830**

VINEYARD NONSWIVEL BAR STOOL

46" H x 21" W x 24" D

31" SH / 18" SD

*Cherry & Maple*

**30338**

VINEYARD SWIVEL BAR STOOL

46 1/2" H x 21" W x 24" D

31" SH / 19" SD

*Oak, Cherry, Maple*



24338U-2

### Vineyard Seat Options

#### UPHOLSTERY LEVELS

U-1 Stock Fabrics, Barrow® Fabrics, and COM. See page 290 for COM requirements.

U-2 Standard Leather,

U-3 Premium Leather

#### UPHOLSTERY SAMPLES

See dealer showroom for upholstery samples.

#### NAIL TRIM

Nail trim is optional around seat—no upcharge. Clearly specify the nail trim option. Nail trim samples shown on page 292.

#### RUNG PROTECTORS

Optional with upcharge.



24330 Winthrop Swivel Stools  
4100 Hawthorne High Dining

330

# Winthrop

---

---



## 24330

WINTHROP SWIVEL COUNTER STOOL

43" H x 20" W x 20" D

24" SH / 15½" SD

*Oak, Cherry & Maple*

## 30330

WINTHROP SWIVEL BAR STOOL

49" H x 20" W x 20" D

30" SH / 15½" SD

*Oak, Cherry & Maple*

## TWO TONE FINISH

Add TT to Sku# for two tone pricing.  
Stained seat vs. painted back/legs.

For additional strength, hickory bows used on the cherry and maple pieces.

# Desk Chairs & Benches



5485 Cody Bench



# Desk Chairs



ESTATE 357  
PAGE 146



NEW ENGLAND 54AD  
PAGE 146



WINTHROP 330 AD  
PAGE 157

# Benches



CLASSIC WINDSOR 5438  
PAGE 147



CODY 5485  
PAGE 148



CONTINUOUS ARM 5322  
PAGE 148



FLANDERS 5384  
PAGE 149



HALIFAX 5315  
PAGE 149



MARCHES 5316  
PAGE 150



NEW ENGLAND WINDSOR  
5454 | PAGE 150



TRESTLE 5313  
PAGE 151



TUSCANY 5314  
PAGE 145

357

# Estate



357U-2



357

ESTATE DESK CHAIR

42"-46 1/2" H x 28" W x 29" D

26-30 1/2" AH / 20" AW

18"-23" SH / 18" SD

*Oak, Cherry & Maple*

## Estate Seat Options

### UPHOLSTERY LEVELS

U-1 Stock Fabrics, Barrow® Fabrics, and COM.  
See page 290 for COM requirements.

U-2 Standard Leather,

U-3 Premium Leather

### UPHOLSTERY SAMPLES

See dealer showroom for upholstery samples.

### NAIL TRIM

Nail trim is optional around seat—no upcharge. **Nail trim is required on all inside backs with vinyl and leather upholstery—no upcharge.** Clearly specify the nail trim option. Nail trim samples shown on page 292.

54

# New England Windsor



54AD

54AD

NEW ENGLAND DESK CHAIR

39 1/2-41 1/2" H x 26" W x 26" D

18-20" SH / 16" SD

26-28" AH x 20" AW

*Oak, Cherry, & Maple*

### TWO TONE FINISH

Add TT to Sku# for two tone pricing.  
Stained seat vs. painted back/legs.

146

330

# Winthrop

## 330AD

### WINTHROP DESK CHAIR

39½-41½" H x 26" W x 26" D

18-20" SH / 16" SD

26-28" AH x 20" AW

*Oak, Cherry & Maple*

### TWO TONE FINISH

Add TT to Sku# for two tone pricing.

Stained seat vs. painted back/legs.

330AD



5438

# Classic Windsor

## 5438

### CLASSIC WINDSOR BENCH

40½" H x 48½" W x 24" D

17½" SH / 15½" SD

27½" AH / 42½" AW

*Oak, Cherry & Maple*

### TWO TONE FINISH

Add TT to Sku# for two tone pricing.

Stained seat vs. painted back/legs.

5438



147

# 5485 Cody



5485

## 5485

CODY BENCH

36" H x 50<sup>3</sup>/<sub>4</sub>" W x 21" D

18" SH / 15<sup>1</sup>/<sub>2</sub>" SD

*Cherry & Maple*

**TWO TONE FINISH**

Add TT to Sku# for two tone pricing.  
Stained seat vs. painted back/legs.

# 5322, 5422, 5522 Continuous Arm



5422

## 5322, 5422, 5522

CONTINUOUS ARM BENCH

5322 37<sup>1</sup>/<sub>2</sub>" H x 40" W x 23" D

18" SH / 16" SD / 28" AH / 32" AW

5422 37<sup>1</sup>/<sub>2</sub>" H x 52" W x 23" D

18" SH / 16" SD / 28" AH / 44" AW

5522 37<sup>1</sup>/<sub>2</sub>" H x 64" W x 23" D

18" SH / 16" SD / 28" AH / 56" AW

*Oak & Cherry*

**TWO TONE FINISH**

Add TT to Sku# for two tone pricing.  
Stained seat vs. painted back/legs.

# 5384, 5484, 5584, 5684

# Flanders

---

---

## 5384, 5484, 5584, 5684

### FLANDERS BENCH

5384	38" L x 18" H x 16" W
5484	48" L x 18" H x 16" W
5584	58" L x 18" H x 16" W
5684	68" L x 18" H x 16" W

*Oak, Cherry, Maple, & Walnut*

### FLANDERS SEAT OPTIONS

See dealer showroom for upholstery samples

U-1	Fabric, COM, COL
U-2	Standard Leather
U-3	Premium Leather
W	Wood



# 5315, 5415, 5515, 5615

# Halifax

---

---

## 5315, 5415, 5515, 5615

### HALIFAX BENCH

5315	38" L x 19" H x 15" W
5415	48" L x 19" H x 15" W
5515	58" L x 19" H x 15" W
5615	68" L x 19" H x 15" W

*Oak, Cherry, & Maple*

### HALIFAX SEAT OPTIONS

See dealer showroom for upholstery samples

U-1	Fabric, COM, COL
U-2	Standard Leather
U-3	Premium Leather
W	Wood



5316, 5416, 5516, 5616

# Marches



5416

**5316, 5416, 5516, 5616**

**MARCHES BENCH**

5316 38" L x 19" H x 14" W

5416 48" L x 19" H x 14" W

5516 58" L x 19" H x 14" W

5616 68" L x 19" H x 14" W

*Oak, Cherry, & Maple*

*Steel trestle ends on the Marches bench are available in powder coated Black, Gold, Mineral, and Silver*

## 5454 New England

# Windsor



5454

**5454**

**NEW ENGLAND BENCH**

39 1/2" H x 52" W x 22 1/2" D

17 1/2" SH / 16 1/2" SD

26" AH x 43" AW

*Oak & Cherry*

**TWO TONE FINISH**

Add TT to Sku# for two tone pricing.  
Stained seat vs. painted back/legs.

# 5313 Trestle

## 5313/5413/5513/5613

### TRESTLE BENCH

5313	38" L x 16"D x 18" H 22½" BETWEEN FEET / 27½" BASE LENGTH
5413	48" L x 16"D x 18" H 32½" BETWEEN FEET / 37½" BASE LENGTH
5513	58" L x 16"D x 18" H 42½" BETWEEN FEET / 47½" BASE LENGTH
5613	68" L x 16"D x 18" H 52½" BETWEEN FEET / 57½" BASE LENGTH

*Oak, Cherry & Maple*

### TWO TONE FINISH

Two tone finish (seat vs. bench) no upcharge.



5513

# 5314 Tuscany

## 5314/5414/5514/5614


### TUSCANY BENCH

5314	38" L x 16"D x 18" H 20" BETWEEN FEET / 27" BASE LENGTH
5414	48" L x 16"D x 18" H 30" BETWEEN FEET / 37" BASE LENGTH
5514	58" L x 16"D x 18" H 34" BETWEEN FEET / 41" BASE LENGTH
5614	68" L x 16"D x 18" H 44" BETWEEN FEET / 51" BASE LENGTH

*Oak, Cherry & Maple*

### TWO TONE FINISH

Two tone finish (seat vs. bench) no upcharge.



5514





# Round Pedestal Tables



ALPINE 1445  
PAGE 154



BIRDCAGE 430  
PAGE 155



BISTRO 436  
PAGE 156



BRIGHTON 4804  
PAGE 157



CASCADE 4655  
PAGE 158



CORONA 4700  
PAGE 159



COVENTRY 422  
PAGE 161



COVENTRY HIGH  
DINING 424 | PAGE 162



ENGLISH 440  
PAGE 163



HAWTHORNE 3100  
PAGE 164



HAWTHORNE HIGH  
DINING 4100 | PAGE 165



HIVE 4720  
PAGE 166



INNKEEPERS 144  
PAGE 167



INNKEEPERS HIGH  
DINING 148 | PAGE 168



IRON 152  
PAGE 169



MACKINAC 4955  
PAGE 170



DROPLEAF 167  
PAGE 171



REEDED 180  
PAGE 172



SALEM 3200  
PAGE 173



TRAVERSE 4600  
PAGE 175



TUSCANY 460  
PAGE 176



VASE 490  
PAGE 177



VAZ GRANDE 496  
PAGE 178



VINEYARD 492  
PAGE 179



351 Meros Chairs  
1455-48 Alpine Single Ped Ext Table

# 1445/1455 Alpine

TWO TONE FINISH (TABLETOP VS. SKIRT/PEDESTAL/LEGS) NO UPCHARGE

## 1445

ALPINE SINGLE  
PEDESTAL TABLE

1445-36 30" H X 36" DIA

1445-42 30" H X 42" DIA

1445-48 30" H X 48" DIA

SOLID TOP

SKIRT HEIGHT 26 1/2"

EDGE OPTIONS AVAIL.

1" TOP THICKNESS / 28" TOE - TOE

*Oak, Cherry, & Maple*

## 1455-42

ALPINE SINGLE PED. EXTENSION TABLE

30" H X 42" DIA / SKIRT HEIGHT 26 1/2"

EDGE OPTIONS AVAIL.

2-12" SKIRTED LEAVES / EXTENDS TO 66"

1" TOP THICKNESS / 28" TOE - TOE

*Oak, Cherry, & Maple*

## 1455-48

ALPINE SINGLE PED. EXTENSION TABLE

30" H X 48" DIA / SKIRT HEIGHT 26 1/2"

EDGE OPTIONS AVAIL.

2-12" SKIRTED LEAVES / EXTENDS TO 72"

1" TOP THICKNESS / 28" TOE - TOE

*Oak, Cherry, & Maple*



1445-42



358U-1 Estate Side Chairs  
431-54 Birdcage Pedestal Extension Table



430-60



431-60

430/431

# Birdcage

TWO TONE FINISH (TABLETOP VS. SKIRT/  
PEDESTAL/LEGS) NO UPCHARGE

## 430

BIRDCAGE PEDESTAL TABLE

430-60 30" H x 60" DIA

430-72 30" H x 72" DIA

1 1/4" THICK TOP WITH NO EDGE OPTIONS

28 3/4" CLEARANCE / 44" TOE - TOE

*Oak, Cherry & Maple*

## 431

BIRDCAGE PEDESTAL EXTENSION TABLE

30" H x 60" DIA (EXT. TO 80")

1 1/4" THICK TOP WITH NO EDGE OPTIONS

28 3/4" CLEARANCE / 44" TOE - TOE

1-20" SKIRTED LEAF

*Oak, Cherry & Maple*



32124W Manor House Counter Stools  
438-42 Bistro Pedestal Counter Table

## 436/438/439

# Bistro

TWO TONE FINISH (TABLETOP VS. SKIRT/  
PEDESTAL/LEGS) NO UPCHARGE

### 436

#### BISTRO PEDESTAL DINING TABLE

30" H X 42" DIA / SKIRT 25 1/2" H

1 1/4" THICK TOP WITH NO EDGE OPTIONS

28" TOE - TOE / SKIRT H 26 1/2"

*Oak, Cherry & Maple*

### 438

#### BISTRO PEDESTAL COUNTER TABLE

36" H X 42" DIA / SKIRT 31 1/2" H

1 1/4" THICK TOP WITH NO EDGE OPTIONS

28" TOE - TOE / SKIRT H 31 1/2"

*Oak, Cherry & Maple*

### 439

#### BISTRO PEDESTAL BAR TABLE

42" H X 42" DIA / SKIRT 37 1/2" H

1 1/4" THICK TOP WITH NO EDGE OPTIONS

28" TOE - TOE / SKIRT H 27 1/2"

*Oak, Cherry & Maple*



436-42

392U-1 Mier Chairs  
4805-54 Brighton Pedestal Extension Table



4805-54

## 4804/4805 Brighton

TWO TONE FINISH (TABLETOP VS. SKIRT/  
PEDESTAL/LEGS) NO UPCHARGE

### 4804

#### BRIGHTON PEDESTAL TABLE

4804-54 30" H X 54" DIA

4804-60 30" H X 60" DIA

4804-72 30" H X 72" DIA

1 3/4" EDGE THICKNESS

NO EDGE OPTIONS

SKIRT H 26 1/2"

29" DIAMETER BASE

*Cherry & Maple*

### 4805

#### BRIGHTON PEDESTAL EXTENSION TABLE

4805-54 30" H X 54" DIA (EXT. TO 74")

4805-60 30" H X 60" DIA (EXT. TO 80")

1 3/4" EDGE THICKNESS

NO EDGE OPTIONS. SKIRT H 26 1/2"

29" DIAMETER BASE

1 - 20" SKIRTED LEAF

*Cherry & Maple*



4655-48 Cascade Table  
369 Soleil Side Chairs

## 4645/4655 Cascade

TWO TONE FINISH (TABLETOP VS. SKIRT/  
PEDESTAL/LEGS) NO UPCHARGE

### 4645

#### CASCADE NON-EXTENSION TABLE

4645-48 30"H x 48" DIA.

4645-54 30"H x 54" DIA.

4645-60 30"H x 60" DIA

STANDARD EDGE #31

EDGE OPTIONS AVAILABLE

1.25" TOP THICKNESS / 25.5" APRON CLEARANCE / 41" TOE - TOE

*Cherry & Maple & Walnut*

### 4655

#### CASCADE EXTENSION TABLE

4655-48 30"H x 48" DIA. w/ 1 20" LEAF EXT TO 68"

4655-54 30"H x 54" DIA. w/ 1 20" LEAF EXT TO 74"

4655-60 30"H x 60" DIA w/ 1 20" LEAF EXT TO 80"

STANDARD EDGE #31

EDGE OPTIONS AVAILABLE

1.25" TOP THICKNESS / 25.5" APRON CLEARANCE / 41" TOE - TOE

*Cherry & Maple & Walnut*



4655-48



393U-1 Valdi Chairs  
4800-54 Corona Pedestal Table

# 4700/4800 Corona

TWO TONE FINISH (TABLETOP VS. SKIRT/  
PEDESTAL/LEGS) NO UPCHARGE

## 4700

### CORONA PEDESTAL TABLE

4700-48 30" H x 48" DIA

4700-54 30" H x 54" DIA

4700-60 30" H x 60" DIA

4700 -72 30" H x 72" DIA

1 3/4" EDGE THICKNESS

NO EDGE OPTIONS

SKIRT H 26 1/2" / 32" TOE - TOE

*Cherry & Maple*

## 4800

### CORONA PEDESTAL EXTENSION TABLE

4800-48 30" H x 48" DIA (EXT. TO 68")

4800-54 30" H x 54" DIA (EXT. TO 74")

4800-60 30" H x 60" DIA (EXT. TO 80")

1 3/4" EDGE THICKNESS

NO EDGE OPTIONS. SKIRT H 26 1/2"

32" TOE - TOE

1 - 20" SKIRTED LEAF

*Cherry & Maple*



4800-54



383 Cordona Chairs  
423-54 Coventry Pedestal Table





422-72 CLOSED



422-72 OPEN



423-54

**422**

COVENTRY SQUARE TO  
ROUND PEDESTAL TABLE

422-60 30" H x 42" SQUARE  
TO 60" DIA

422-72 30" H x 51" SQUARE  
TO 72" DIA

1 3/4" THICK TOP WITH NO EDGE OPTIONS

28 1/4" CLEARANCE / 32 1/2" TOE - TOE

*Cherry & Maple*

**423**

COVENTRY PEDESTAL TABLE

423-48 30" H x 48" DIA

423-54 30" H x 54" DIA

423-60 30" H x 60" DIA

423-72 30" H x 72" DIA

1 3/4" THICK TOP WITH NO EDGE OPTIONS

28 1/4" CLEARANCE / 32 1/2" TOE - TOE

*Cherry & Maple*

**422, 423**

# Coventry

TWO TONE FINISH (TABLETOP VS. SKIRT/  
PEDESTAL/LEGS) NO UPCHARGE



37430W Braslow 30" Barstools  
425-42 Coventry Bar Table

## 424/425 High Dining Coventry

TWO TONE FINISH (TABLETOP VS. SKIRT/  
PEDESTAL/LEGS) NO UPCHARGE

**424**  
COVENTRY PEDESTAL COUNTER TABLE

36" H X 42" DIA  
1 3/4" EDGE THICKNESS / NO EDGE OPTIONS  
34" CLEARANCE / 32 1/2" TOE - TOE

*Cherry & Maple*

**425**  
COVENTRY PEDESTAL BAR TABLE

42" H X 42" DIA  
1 3/4" EDGE THICKNESS / NO EDGE OPTIONS  
40" CLEARANCE / 32 1/2" TOE - TOE

*Cherry & Maple*



424-42



369 Soliel Chair  
442-42 English Pedestal Table

## 440/442 English



440-42

TWO TONE FINISH (TABLETOP VS. SKIRT/  
PEDESTAL/LEGS) NO UPCHARGE

### 440

#### ENGLISH PEDESTAL TABLE

440-42 30" H X 42" DIA

440-48 30" H X 48" DIA

440-54 30" H X 54" DIA

STANDARD EDGE #46

EDGE OPTIONS ON PAGE 282

1" THICK TOP. SKIRT H 26 1/2" / 30 1/2" TOE - TOE

*Oak, Cherry, & Maple*

### 442

#### ENGLISH PEDESTAL

#### EXTENSION TABLE

442-42 30" H X 42" DIA (EXT. TO 62")

442-48 30" H X 48" DIA (EXT. TO 68")

442-54 30" H X 54" DIA (EXT. TO 74")

STANDARD EDGE #46

EDGE OPTIONS ON PAGE 282

1" THICK TOP. SKIRT H 26 1/2"

1 - 20" SKIRTED LEAF

*Oak, Cherry, & Maple*



372W Capri Chairs  
3100-48 Hawthorne Pedestal Extension Table

3100/3102

# Hawthorne

TWO TONE FINISH (TABLETOP VS. SKIRT/PEDESTAL/LEGS) NO UPCHARGE

## 3100

### HAWTHORNE SINGLE PEDESTAL EXTENSION TABLE

3100-42 30" H x 42" DIA / 2-12" SKIRTED LEAVES / EXTENDS TO 66"

3100-48 30" H x 48" DIA / 2-12" SKIRTED LEAVES / EXTENDS TO 72"

3100-54 30" H x 54" DIA / 1-20 SKIRTED LEAF / EXTENDS TO 74"

SKIRT HEIGHT 26 1/2" / EDGE OPTIONS AVAIL / 1" TOP THICKNESS / 3/4" TOE - TOE  
STD EDGE #30

*Oak, Cherry & Maple*

## 3102

### HAWTHORNE SINGLE PEDESTAL TABLE

3102-36 30" H x 36" DIA

3102-42 30" H x 42" DIA

3102-48 30" H x 48" DIA

3102-54 30" H x 54" DIA

SKIRT HEIGHT 26 1/2" / EDGE OPTIONS AVAIL / 1" TOP THICKNESS / 3/4" TOE - TOE

*Oak, Cherry & Maple*



3100-42



3100-48



24330 Winthrop 24" Counter Swivel Stools  
4100-42 Hawthorne Counter Table

## High Dining 4100/4150 Hawthorne

TWO TONE FINISH (TABLETOP VS. SKIRT/PEDESTAL/LEGS) NO UPCHARGE



4100-36

### 4100-36

#### HAWTHORNE SINGLE PEDESTAL COUNTER TABLE

36" H X 36" DIA / 1" TOP THICKNESS  
SKIRT HEIGHT 32 1/2" / EDGE OPTIONS AVAIL  
30 3/4" TOE - TOE / STD EDGE #30

*Oak, Cherry & Maple*

### 4150-36

#### HAWTHORNE SINGLE PEDESTAL BAR TABLE

42" H X 36" DIA / 1" TOP THICKNESS /  
SKIRT HEIGHT 38 1/2" EDGE OPTIONS AVAIL  
/ 30 3/4" TOE - TOE / STD EDGE #30

*Oak, Cherry & Maple*

### 4100-42

#### HAWTHORNE SINGLE PEDESTAL COUNTER TABLE

36" H X 42" DIA / 1" TOP THICKNESS  
SKIRT HEIGHT 32 1/2" / EDGE OPTIONS AVAIL  
30 3/4" TOE - TOE / STD EDGE #30

*Oak, Cherry & Maple*

### 4150-42

#### HAWTHORNE SINGLE PEDESTAL BAR TABLE

42" H X 42" DIA / 1" TOP THICKNESS  
/ SKIRT HEIGHT 38 1/2"  
EDGE OPTIONS AVAIL / 30 3/4"  
TOE - TOE / STD EDGE #30

*Oak, Cherry & Maple*



368A and 368 Kilo Chairs  
4720-60 Hive Pedestal Table

## 4720/4721

# Hive

### 4720

#### HIVE PEDESTAL TABLE-NONEXTENSION

4720-54 30" H X 54" DIA

4720-60 30" H X 60" DIA

4720-72 30" H X 72" DIA

28½" SKIRT HEIGHT

### 4721

#### HIVE PEDESTAL EXTENSION TABLE

4721-54 30" H X 54" DIA W/1 20" NONSKTD IF EXT TO 74"

4721-60 30" H X 60" DIA W/1 20" NONSKTD IF EXT TO 80"

28½" SKIRT HEIGHT

1¼" TOP THICKNESS

28" DIA BASE

*Cherry & Maple*



4720-60



330TT Winthrop Chairs  
145-42 Innkeeper's Pedestal Extension Table

144/145

# Innkeepers

TWO TONE FINISH (TABLETOP VS. SKIRT/  
PEDESTAL/LEGS) NO UPCHARGE



145-42

## 145-42

INNKEEPER'S SINGLE PED.  
EXTENSION TABLE

30" H X 42" DIA / SKIRT HEIGHT 26 1/2"  
EDGE OPTIONS AVAIL.  
2-12" SKIRTED LEAVES / EXTENDS TO 66"  
1" TOP THICKNESS / 28" TOE - TOE  
27" SKIRT HEIGHT

*Oak, Cherry, & Maple*

## 145-48

INNKEEPER'S SINGLE PED.  
EXTENSION TABLE

30" H X 48" DIA / SKIRT HEIGHT 26 1/2"  
EDGE OPTIONS AVAIL.  
2-12" SKIRTED LEAVES / EXTENDS TO 72"  
1" TOP THICKNESS / 28" TOE - TOE  
27" SKIRT HEIGHT

*Oak, Cherry, & Maple*

## 144

INNKEEPER'S SINGLE  
PEDESTAL TABLE

144-36 30" H X 36" DIA  
144-42 30" H X 42" DIA  
144-48 30" H X 48" DIA

SOLID TOP  
SKIRT HEIGHT 27"  
EDGE OPTIONS AVAIL.  
1" TOP THICKNESS / 28" TOE - TOE

*Oak, Cherry, & Maple*



32124W Manor House Counter Stools  
148-36 Innkeeper's Pedestal Counter Table

# 148/149 High Dining Innkeepers

TWO TONE FINISH (TABLETOP VS. SKIRT/PEDESTAL/LEGS) NO UPCHARGE

**148-36**  
INNKEEPER'S SINGLE PEDESTAL  
COUNTER TABLE

36" H X 36" DIA / SKIRT HEIGHT 32 1/2"  
EDGE OPTIONS AVAIL.  
1" TOP THICKNESS / 28" TOE - TOE  
*Oak, Cherry, & Maple*

**148-42**  
INNKEEPER'S SINGLE PEDESTAL  
COUNTER TABLE

36" H X 42" DIA  
SKIRT HEIGHT 32 1/2" /  
EDGE OPTIONS AVAIL.  
1" TOP THICKNESS / 28" TOE - TOE  
*Oak, Cherry, & Maple*

**149-36**  
INNKEEPER'S SINGLE PEDESTAL  
BAR TABLE

42" H X 36" DIA / SKIRT HEIGHT 38 1/2"  
EDGE OPTIONS AVAIL.  
1" TOP THICKNESS / 28" TOE - TOE  
*Oak, Cherry, & Maple*

**149-42**  
INNKEEPER'S SINGLE PEDESTAL  
BAR TABLE

42" H X 42" DIA SKIRT HEIGHT 38 1/2"  
EDGE OPTIONS AVAIL.  
1" TOP THICKNESS / 28" TOE - TOE  
*Oak, Cherry, & Maple*

**168**



149-36





331W Chalet Chairs  
152-48 Iron Pedestal Extension Table

## 151/152 Iron

TWO TONE FINISH (TABLETOP VS.  
SKIRT/PEDESTAL/LEGS) NO UPCHARGE

### 151

#### IRON PEDESTAL TABLE

151-46 30" H x 46" DIA

151-48 30" H x 48" DIA

151-54 30" H x 54" DIA

SKIRT HEIGHT 26 1/2" / EDGE OPTIONS AVAIL.

1" TOP THICKNESS

33 1/2" TOE - TOE

*Oak, Cherry, & Maple*

### 152

#### IRON PEDESTAL EXTENSION TABLE

152-46 30" H x 46" DIA / 2-16" SKIRTED LEAVES  
(EXT. TO 78")

152-48 30" H x 48" DIA / 2-12" SKIRTED LEAVES  
(EXT. TO 72")

152-54 30" H x 54" DIA / 1-20 SKIRTED LEAF  
(EXT. TO 74")

SKIRT HEIGHT 26 1/2" / EDGE OPTIONS AVAIL.

1" TOP THICKNESS

33 1/2" TOE - TOE

*Oak, Cherry, & Maple*



152-48



361 Rettew Chairs  
4955-54 Mackinac Pedestal Table

**4955/4950**

# Mackinac

**4955**

MACKINAC PEDESTAL TABLE – NONEXTENSION

4955-48 30" H X 48" DIA

4955-54 30" H X 54" DIA

4955-60 30" H X 60" DIA

25½" SKIRT HEIGHT, 1¾" TOP THICKNESS / 32" TOE - TOE

*Cherry & Maple*

**4950**

MACKINAC PEDESTAL TABLE – EXTENSION

4950-48 30" H X 48" DIA W/1-20" LEAF EXT. TO 68"

4950-54 30" H X 54" DIA W/1-20" LEAF EXT. TO 74"

4950-60 30" H X 60" DIA W/1-20" LEAF EXT. TO 80"

25½" SKIRT HEIGHT, 1¾" TOP THICKNESS / 32" TOE - TOE

*Cherry & Maple*



4955-54



347U-1 Trigon Side Chairs  
168 Dropleaf Extension Pedestal Table



168 LEAVES UP



168 LEAVES  
DOWN

## Dropleaf 167/168 Pedestal

TWO TONE FINISH (TABLETOP VS. SKIRT/  
PEDESTAL/LEGS) NO UPCHARGE

### 167

#### PEDESTAL DROPLEAF TABLE

30" H x 46" DIA / SKIRT HEIGHT

25" / NO EDGE OPTIONS

LEAVES DOWN: 30" H x 29" W x 46" L

L / LEAVES UP: 30" H x 46" DIA

1" TOP THICKNESS / 30<sup>3</sup>/<sub>4</sub>" TOE - TOE

*Oak, Cherry & Maple*

### 168

#### PEDESTAL DROPLEAF EXTENSION TABLE

30" H x 46" DIA / SKIRT HEIGHT

25" / NO EDGE OPTIONS

LEAVES DOWN: 30" H x 29" W x 46" L

LEAVES UP: 30" H x 46" DIA

1-20" SKIRTED LEAF / EXTENDS TO 66"

1" TOP THICKNESS / 30<sup>3</sup>/<sub>4</sub>" TOE - TOE

*Oak, Cherry & Maple*



58 Thumbback side chair  
180-42 Reeded Pedestal Extension Table

# 180 Reeded

TWO TONE FINISH (TABLETOP VS. SKIRT/PEDESTAL/LEGS) NO UPCHARGE

## 180

### REEDED SINGLE PEDESTAL EXTENSION TABLE

- 180 - 42 30" H X 42" DIA / SKIRT HEIGHT 25 1/2" / EDGE OPTIONS AVAIL.  
2-12" SKIRTED LEAVES / EXTENDS TO 66" / 1" TOP THICKNESS / 30 3/4" TOE - TOE
- 180 - 48 30" H X 48" DIA / SKIRT HEIGHT 25 1/2" / EDGE OPTIONS AVAIL.  
2-12" SKIRTED LEAVES / EXTENDS TO 72" / 1" TOP THICKNESS / 30 3/4" TOE - TOE
- Oak & Cherry*

## 181

### REEDED SINGLE PEDESTAL TABLE

- 181 - 42 30" H X 42" DIA / SKIRT HEIGHT 25 1/2" / EDGE OPTIONS AVAIL.  
1" TOP THICKNESS / 30 3/4" TOE - TOE
- 181 - 48 30" H X 48" DIA / SKIRT HEIGHT 25 1/2" / EDGE OPTIONS AVAIL.  
1" TOP THICKNESS / 30 3/4" TOE - TOE
- Oak & Cherry*



180-42



321W/321AW Manor House Chairs  
3200-48 Salem Pedestal Extension Table



3200-48

## 3200/3202 Salem

TWO TONE FINISH (TABLETOP VS. SKIRT/  
PEDESTAL/LEGS) NO UPCHARGE

### 3200 SALEM SINGLE PEDESTAL EXTENSION TABLE

3200-48 30" H X 48" DIA / 2-12"  
SKIRTED LEAVES / EXTENDS TO 72"  
3200-54 30" H X 54" DIA / 1-20"  
SKIRTED LEAF / EXTENDS TO 74"  
SKIRT HEIGHT 26 1/2" / EDGE OPTIONS AVAIL  
/ 1" TOP THICKNESS / 37 1/2" TOE - TOE  
STD EDGE #46

*Oak, Cherry & Maple*

### 3202 SALEM SINGLE PEDESTAL TABLE

3200-48 30" H X 48" DIA  
3200-54 30" H X 54" DIA  
SKIRT HEIGHT 26 1/2" / EDGE OPTIONS AVAIL  
/ 1" TOP THICKNESS / 37 1/2" TOE - TOE  
STD EDGE #46

*Oak, Cherry & Maple*



345 Calypso Chairs  
4600-48 Traverse Round Extension Table

4600/4602

# Traverse

---

TWO TONE FINISH (TABLETOP VS. SKIRT/  
PEDESTAL/LEGS) NO UPCHARGE

## 4600

### TRAVERSE ROUND EXTENSION TABLE

4600-48 30" H x 48" DIA / 2-12"

SKIRTED LEAVES / EXTENDS TO 72"

4600-54 30" H x 54" DIA / 1-20"

SKIRTED LEAF / EXTENDS TO 74"

SKIRT HEIGHT 27" / EDGE OPTIONS AVAIL

/ 1" TOP THICKNESS / 25 1/2" TOE-TOE

*Cherry, Maple, & Walnut*

## 4602

### TRAVERSE ROUND TABLE

4602-48 30" H x 48" DIA

4600-54 30" H x 54" DIA

SKIRT HEIGHT 27" / EDGE OPTIONS AVAIL

/ 1" TOP THICKNESS / 25 1/2" TOE-TOE

*Cherry, Maple, & Walnut*



4600-54



374U-1 Braslow Chairs  
461-60 Tuscany Pedestal Extension Table

# 460/461 Tuscany

TWO TONE FINISH (TABLETOP VS. SKIRT/PEDESTAL/LEGS) NO UPCHARGE

## 460 TUSCANY PEDESTAL TABLE

460-48 30" H x 48" DIA / TOE - TOE 32"

460-54 30" H x 54" DIA / TOE - TOE 36"

460-60 30" H x 60" DIA / TOE - TOE 38"

460-72 30" H x 72" DIA / TOE - TOE 38"

STANDARD EDGE #30

EDGE OPTIONS ON PAGE 282

1 1/4" THICK TOP

28 3/4" CLEARANCE

*Oak, Cherry, & Maple*

## 461 TUSCANY PEDESTAL EXTENSION TABLE

461-48 30" H x 48" DIA / TOE - TOE 32"  
(EXT. TO 68")

461-54 30" H x 54" DIA / TOE - TOE 36"  
(EXT. TO 74")

461-60 30" H x 60" DIA / TOE - TOE 38"  
(EXT. TO 80")

STANDARD EDGE #30

EDGE OPTIONS ON PAGE 282

1 1/4" THICK TOP. SKIRT H 25 1/2"

1 - 20" SKIRTED LEAF

*Oak, Cherry, & Maple*



460-48



461-60





358 Cody Chairs  
491-54 Vase Pedestal Extension Table

# 490/491 Vase



491-54

TWO TONE FINISH (TABLETOP VS. SKIRT/  
PEDESTAL/LEGS) NO UPCHARGE

## 490

### VASE PEDESTAL TABLE

490-48 30" H X 48" DIA

490-54 30" H X 54" DIA

STANDARD EDGE #48

EDGE OPTIONS ON PAGE 282

TOE - TOE 31"

1 1/4" THICK TOP / 28 3/4" CLEARANCE

*Oak, Cherry, & Maple*

## 491

### VASE PEDESTAL EXTENSION TABLE

491-48 30" H X 48" DIA (EXT. TO 68")

491-54 30" H X 54" DIA (EXT. TO 74")

STANDARD EDGE #48

EDGE OPTIONS ON PAGE 282

1 1/4" THICK TOP / 28 3/4" CLEARANCE

TOE - TOE 31"

1 - 20" LEAF

*Oak, Cherry, & Maple*



374W Braslow Side Chairs  
497-54 Vaz Grande Pedestal Ext Table

# 496/497 Vaz Grande

TWO TONE FINISH (TABLETOP VS. SKIRT/PEDESTAL/LEGS) NO UPCHARGE

**496**  
VAZ GRANDE PEDESTAL TABLE  
496-54 30" H X 54" DIA  
496-60 30" H X 60" DIA  
496-72 30" H X 72" DIA  
STANDARD EDGE #48  
EDGE OPTIONS ON PAGE 282  
1 1/4" THICK TOP / 28 3/4" CLEARANCE  
32" TOE - TOE  
*Oak, Cherry, & Maple*

**497**  
VAZ GRANDE PEDESTAL  
EXTENSION TABLE  
497-54 30" H X 54" DIA (EXT. TO 74")  
497-60 30" H X 60" DIA (EXT. TO 80")  
STANDARD EDGE #48  
EDGE OPTIONS ON PAGE 282  
1 1/4" THICK TOP / 28 3/4" CLEARANCE  
32" TOE - TOE  
1 - 20" LEAF  
*Oak, Cherry, & Maple*



497-60



338U-2 Vineyard Side Chairs  
493-60 Vineyard Pedestal Extension Table



493-60

## 492/493 Vineyard

TWO TONE FINISH (TABLETOP VS. SKIRT/PEDESTAL/LEGS) NO UPCHARGE

### 492

#### VINEYARD PEDESTAL TABLE

492-54 30" H x 54" DIA

492-60 30" H x 60" DIA

492-72 30" H x 72" DIA

STANDARD EDGE #48

EDGE OPTIONS ON PAGE 282

1 1/4" THICK TOP / 28 3/4" CLEARANCE

27" DIAMETER BASE

*Oak, Cherry, & Maple*

### 493

#### VINEYARD PEDESTAL EXTENSION TABLE

493-54 30" H x 54"  
DIA (EXT. TO 74")

493-60 30" H x 60"  
DIA (EXT. TO 80")

STANDARD EDGE #48

EDGE OPTIONS ON PAGE 282

1 1/4" THICK TOP / 28 3/4" CLEARANCE

27" DIAMETER BASE

1 - 20" LEAF

*Oak, Cherry, & Maple*

# Rectangle Trestle Tables



ALPINE 1465  
PAGE 181



CORONA 4810  
PAGE 183



ENGLISH 445  
PAGE 185



LATITUDE 4503  
PAGE 187



POSTER 426  
PAGE 189



QUEEN ANNE 176  
PAGE 191



TANGER 4707  
PAGE 193



TRAVERSE 4500  
PAGE 195



TUSCANY 463  
PAGE 197



TUSCANY 465  
PAGE 199



ELEMENTS TABLES  
PAGE 200



390 Hi-Back Windsor Side Chair  
Alpine 1465-66 Table

# 1465 Alpine



1465-66

TWO TONE FINISH (TABLETOP VS. SKIRT/  
PEDESTAL/LEGS) NO UPCHARGE

**1465-60**  
ALPINE DOUBLE PEDESTAL  
EXTENSION TABLE

30" H x 40" W x 60" L  
SKIRT HEIGHT 26 1/2" / EDGE OPTIONS  
AVAIL / 1" TOP THICKNESS  
30" BETWEEN TRESTLES / 28" TOE - TOE  
2-12" NON-SKIRTED SELF-STORING  
LEAVES / EXTENDS TO 84"  
*Oak, Cherry, & Maple*

**1465-66**  
ALPINE DOUBLE PEDESTAL  
EXTENSION TABLE

30" H x 44" W x 66" L  
SKIRT HEIGHT 26 1/2" / EDGE OPTIONS  
AVAIL / 1" TOP THICKNESS  
36" BETWEEN TRESTLES / 28" TOE - TOE  
4-12" NON-SKIRTED SELF-STORING  
LEAVES / EXTENDS TO 114"  
*Oak, Cherry, & Maple*



394U-1 Millington Chairs  
4810-72-2 Corona Trestle Table

**4810**

**CORONA PEDESTAL TABLE**

4810-72-2 44"W x 72"L

4810-84-2 44"W x 84"L

2-20" LEAVES

TOE-TOE 30"

34" BTW TREST

*Cherry & Maple*



4810-72-2

**4810**  
**Corona**



388U-1 Barkeley Side Chairs  
449-72 English Trestle Extension Table





449-72



449-72

#### 445

##### ENGLISH TRESTLE EXTENSION TABLE (NOT SHOWN)

445-72 30" H x 44" W x 72" L (EXT. TO 120")  
BETWEEN TRESTLES: 29 1/2" / 32" TOE -TOE

445-84 30" H x 44" W x 84" L (EXT. TO 132")  
BETWEEN TRESTLES: 35 1/2" / 32" TOE -TOE

1 1/4" THICK TOP WITH NO EDGE OPTIONS. SKIRT HEIGHT: 25"  
4-12" SELF-STORING NON-SKIRTED CENTER EXTENSION LEAVES.  
NO BREADBOARD EDGES ON TABLETOP OR LEAVES.  
STANDARD EDGE #30. TABLE EDGE OPTIONS ON PAGE 282

*Oak, Cherry, & Maple*

#### 449

##### ENGLISH TRESTLE EXTENSION TABLE

449-72 30" H x 44" W x 72" L (EXT. TO 112")  
BETWEEN TRESTLES: 29 1/2" / 32" TOE -TOE

449-84 30" H x 44" W x 84" L (EXT. TO 124")  
BETWEEN TRESTLES: 35 1/2" / 32" TOE -TOE

1 1/4" THICK TOP WITH NO EDGE OPTIONS. SKIRT HEIGHT: 25"  
2-20" SELF-STORING NON-SKIRTED CENTER EXTENSION LEAVES

*Oak, Cherry, & Maple*

445/449

# English

TWO TONE FINISH (TABLETOP VS. SKIRT/  
PEDESTAL/LEGS) NO UPCHARGE



365U-1 St. Croix Side Chairs  
4507-80 Latitude Extension Table



4522-48

**4520**

LATITUDE PEDESTAL TABLE

4520-42 30"H x 42"SQU

4520-48 30"H x 48"SQU

TOE-TOE 32"

1.75" TOP THICKNESS 25.25"H APRON CLEARANCE

*Cherry & Maple*

**4522**

LATITUDE PEDESTAL COUNTER HEIGHT TABLE

4522-42 36"H x 42"SQU

4522-48 36"H x 48"SQU

TOE-TOE 32"

1.75" TOP THICKNESS 31.25"H CLEARANCE

*Cherry & Maple*

**4524**

LATITUDE PEDESTAL BAR HEIGHT TABLE

4524-42 42"H x 42"SQU

4524-48 42"H x 48"SQU

TOE-TOE 32"

1.75" TOP THICKNESS 37.25"H APRON CLEARANCE

*Cherry & Maple*



4507-68

**4503-68**

LATITUDE TRESTLE TABLE

30" x 42" W x 68" L

DISTANCE BTW TRESTLES 30" / 32" TOE - TOE

1 3/4" TOP THICKNESS / 27 1/2" CLEARANCE

*Cherry & Maple*

**4503-80**

LATITUDE TRESTLE TABLE

30" x 44" W x 80" L

DISTANCE BTW TRESTLES 36" / 32" TOE - TOE

1 3/4" TOP THICKNESS / 27 1/2" CLEARANCE

*Cherry & Maple*

**4507-68**

LATITUDE TRESTLE EXTENSION TABLE

30" x 42" W x 68" L

DISTANCE BTW TRESTLES 30" / 32" TOE - TOE

1 3/4" TOP THICKNESS / 27 1/2" CLEARANCE

2-20" COMPANY BOARDS / EXT - 108"

*Cherry & Maple*

**4507-80**

LATITUDE TRESTLE EXTENSION TABLE

30" x 44" W x 80" L

DISTANCE BTW TRESTLES 36" / 32" TOE - TOE

1 3/4" TOP THICKNESS / 27 1/2" CLEARANCE

2-20" COMPANY BOARDS / EXT - 120"

*Cherry & Maple*

**4503/4507  
4520/4522/4524  
Latitude**

TWO TONE FINISH (TABLETOP VS. SKIRT/  
PEDESTAL/LEGS) NO UPCHARGE



347W Braslow Side Chair  
426-84 Poster Trestle Table



427-84

COMPANY BOARDS

To extend this table, pull out the two extension rails on both ends of the table. Then, line up the pegs on the boards with the holes in the rails. Lock in place with the sliding peg latch.

**426**

POSTER TRESTLE TABLE

- 426-72 30" H x 42" W x 72" L  
BETWEEN TRESTLES: 32"
- 426-84 30" H x 44" W x 84" L  
BETWEEN TRESTLES: 38"
- 426-96 30" H x 44" W x 96" L  
BETWEEN TRESTLES: 50 1/2"
- 426-108 30" H x 44" W x 108" L  
BETWEEN TRESTLES: 60"

2 1/2" EDGE THICKNESS / NO EDGE OPTIONS  
27 1/2" CLEARANCE / 32" TOE-TOE

*Cherry & Maple*

**427**

POSTER TRESTLE EXTENSION TABLE

- 427-72 30" H x 42" W x 72" L (EXT. TO 112")  
BETWEEN TRESTLES: 32"
- 427-84 30" H x 44" W x 84" L (EXT. TO 124")  
BETWEEN TRESTLES: 38"
- 427-96 30" H x 44" W x 96" L (EXT TO 136")  
BETWEEN TRESTLES: 50 1/2"
- 427-108 30" H x 44" W x 108" L (EXT TO 148")  
BETWEEN TRESTLES: 60"

2 1/2" EDGE THICKNESS  
NO EDGE OPTIONS / 27 1/2" CLEARANCE

2-20" COMPANY BOARDS

*Cherry & Maple*

**426/427**

**Poster**

TWO TONE FINISH (TABLETOP VS. SKIRT/  
PEDESTAL/LEGS) NO UPCHARGE



346U and 346AU Queen Ann chairs  
176 Queen Ann Extension Table



**176**

QUEEN ANNE EXTENSION TABLE

30" H x 44" W x 66" L

EDGE OPTIONS AVAIL.

4-12" NON-SKIRTED SELF-STORING LEAVES

EXTENDS TO 114"

SKIRT HEIGHT: 26½" / NO SKIRT OPTIONS

1" TOP THICKNESS / 36" BTW PEDESTALS

*Cherry*

TWO TONE FINISH (TABLETOP VS. SKIRT/  
PEDESTAL/LEGS) NO UPCHARGE

**176**  
**Queen Anne**

**191**

394W Kensington Chairs  
4707-72 Tanger Table







**4707-64**

**TANGER EXTENSION TABLE**

30" H x 44" W x 64" L

SKIRT HEIGHT 25.5" / EDGE OPTIONS AVAIL

1" TOP THICKNESS

2-20" SKIRTED LEAVES / EXTENDS TO 104"

*Cherry, Maple,*

**4707-72**

**TANGER EXTENSION TABLE**

30" H x 44" W x 72" L

SKIRT HEIGHT 25.5" / EDGE OPTIONS AVAIL

1" TOP THICKNESS

2-20" SKIRTED LEAVES / EXTENDS TO 112"

*Cherry, Maple,*

**4707**

**Tanger**



377W & 377AW Marque Chairs  
4500-64 Traverse Extension Table



4500

**4500-64**

**TRAVERSE EXTENSION TABLE**

30" H x 42" W x 64" L

SKIRT HEIGHT 27" / EDGE OPTIONS AVAIL / 1" TOP THICKNESS

2-12" SELF-STORING LEAVES / EXTENDS TO 88"

26" TOE-TOE (END) / 40" TOE-TOE (SIDE)

*Cherry, Maple, & Walnut*

**4500-72**

**TRAVERSE EXTENSION TABLE**

30" H x 44" W x 72" L

SKIRT HEIGHT 27" / EDGE OPTIONS AVAIL / 1" TOP THICKNESS

4-12" SELF-STORING LEAVES / EXTENDS TO 110"

26" TOE-TOE (END) / 52" TOE-TOE (SIDE)

*Cherry, Maple, & Walnut*

**4500**

# Traverse

TWO TONE FINISH (TABLETOP VS. SKIRT/  
PEDESTAL/LEGS) NO UPCHARGE

**195**

338AU-1 & 338U-1 Vineyard Chairs  
467-72 Tuscany Trestle Extension Table





463-84



467-72

### 463

#### TUSCANY TRESTLE TABLE

- 463-72 30" H x 42" W x 72" L  
BETWEEN TRESTLES: 30" / 32" TOE -TOE
  - 463-84 30" H x 44" W x 84" L  
BETWEEN TRESTLES: 36" / 32" TOE -TOE
  - 463-96 30" H x 44" W x 96" L  
BETWEEN TRESTLES: 48" / 32" TOE -TOE
  - 463-108 30" H x 44" W x 108" L  
BETWEEN TRESTLES: 60" / 32" TOE -TOE
- 2 1/2" THICK TOP WITH NO EDGE OPTIONS / 27 1/2" CLEARANCE  
*Oak, Cherry, & Maple*

### 467

#### TUSCANY TRESTLE EXTENSION TABLE

- 467-72 30" H x 42" W x 72" L (EXT. TO 112")  
BETWEEN TRESTLES: 30" / 32" TOE -TOE
  - 467-84 30" H x 44" W x 84" L (EXT. TO 124")  
BETWEEN TRESTLES: 36" / 32" TOE -TOE
  - 467-96 30" H x 44" W x 96" L (EXT. TO 136")  
BETWEEN TRESTLES: 48" / 32" TOE -TOE
  - 467-108 30" H x 44" W x 108" L (EXT. TO 148")  
BETWEEN TRESTLES: 60" / 32" TOE -TOE
- 2 1/2" THICK TOP WITH NO EDGE OPTIONS / 27 1/2" CLEARANCE  
2-20" COMPANY BOARDS  
*Oak, Cherry, & Maple*

#### COMPANY BOARDS

To extend this table, pull out the two extension rails on both ends of the table. Then, line up the pegs on the boards with the holes in the rails. Lock in place with the sliding peg latch.

463/467

# Tuscany

TWO TONE FINISH (TABLETOP VS. SKIRT/  
PEDESTAL/LEGS) NO UPCHARGE



376W Dunbar Side Chairs  
465-72 Tuscany Trestle Extension Table



465-72



469-72

**465**

**TUSCANY TRESTLE EXTENSION TABLE**

- 465-72 30" H x 44" W x 72" L (EXT. TO 120")  
BETWEEN TRESTLES: 30" / 32" TOE -TOE
- 465-84 30" H x 44" W x 84" L (EXT. TO 132")  
BETWEEN TRESTLES: 36" / 32" TOE -TOE

1 1/4" THICK TOP. 4-12" SELF-STORING NON-SKIRTED CENTER EXTENSION LEAVES.  
SKIRT HEIGHT: 25 1/2"

THIS TABLE HAS NO BREADBOARD EDGES ON TABLE TOP OR LEAVES.  
STANDARD EDGE #30. TABLE EDGE OPTIONS ON PAGE 282

*Oak, Cherry, & Maple*

**469**

**TUSCANY TRESTLE EXTENSION TABLE**

- 469-72 30" H x 44" W x 72" L (EXT. TO 112")  
BETWEEN TRESTLES: 30" / 32" TOE -TOE
- 469-84 30" H x 44" W x 84" L (EXT. TO 124")  
BETWEEN TRESTLES: 36" / 32" TOE -TOE

1 1/4" THICK TOP. 2-20" SELF-STORING NON-SKIRTED CENTER EXTENSION LEAVES.  
NO EDGE OPTIONS. SKIRT HEIGHT: 25 1/2"

*Oak, Cherry, & Maple*

465/469

**Tuscany**

TWO TONE FINISH (TABLETOP VS. SKIRT/  
PEDESTAL/LEGS) NO UPCHARGE



385 Cody Chairs  
2010-78 Plateau Rectangle Table on Litho Base

# Elements

CHOOSE THE COMBINATION YOU WANT.

With the Elements tables, you choose the table top and table base combination that suits your taste. These pages display the table tops, the following pages show the available bases.



**2015-54**  
54" DELTA ROUND TABLETOP  
1 3/4" THICK

**2015-60**  
60" DELTA ROUND TABLETOP  
1 3/4" THICK

**2015-72**  
72" DELTA ROUND TABLETOP  
1 3/4" THICK

*Cherry & Maple*





**2603-72**

MESA GRANDE RECTANGLE NONEXTENSION TABLETOP  
BREADBOARD ENDS / 2 1/2" EDGE THICKNESS / 42" W X 72" L

**2603-84**

MESA GRANDE RECTANGLE NONEXTENSION TABLETOP  
BREADBOARD ENDS / 2 1/2" EDGE THICKNESS / 44" W X 84" L

**2603-96**

MESA GRANDE RECTANGLE NONEXTENSION TABLETOP  
BREADBOARD ENDS / 2 1/2" EDGE THICKNESS / 44" W X 96" L

*Oak, Cherry, & Maple*



**2607-72**

MESA GRANDE RECTANGLE EXTENSION TABLETOP  
BREADBOARD ENDS / W 2-20" COMPANY BOARDS / EXT 112"  
2 1/2" EDGE THICKNESS / 42" W X 72" L

**2607-84**

MESA GRANDE RECTANGLE EXTENSION TABLETOP  
BREADBOARD ENDS / W 2-20" COMPANY BOARDS / EXT 124"  
2 1/2" EDGE THICKNESS / 44" W X 84" L

**2607-96**

MESA GRANDE RECTANGLE EXTENSION TABLETOP  
BREADBOARD ENDS / W 2-20" COMPANY BOARDS / EXT 136"  
2 1/2" EDGE THICKNESS / 44" W X 96" L

*Oak, Cherry, & Maple*



**2010-54**

PLATEAU RECTANGLE NONEXTENSION TABLETOP  
1 3/4" THICK / 38" W X 54" L

**2010-78**

PLATEAU RECTANGLE NONEXTENSION TABLETOP  
1 3/4" THICK / 38" W X 78" L

**2010-100**

PLATEAU RECTANGLE NONEXTENSION TABLETOP  
1 3/4" THICK / 38" W X 100" L

*Cherry, & Maple*



**2503-68**

TUNDRA RECTANGLE NONEXTENSION TABLETOP  
BREADBOARD ENDS / 1 3/4" THICK / 42" W X 68" L

**2503-80**

TUNDRA RECTANGLE NONEXTENSION TABLETOP  
BREADBOARD ENDS / 1 3/4" THICK / 44" W X 80" L

*Oak, Cherry, & Maple*



**2507-68**

TUNDRA RECTANGLE EXTENSION TABLETOP  
BREADBOARD ENDS / W 2-20" COMPANY BOARDS / EXT 108"  
1 3/4" THICK / 42" W X 68" L

**2507-80**

TUNDRA RECTANGLE EXTENSION TABLETOP  
BREADBOARD ENDS / W 2-20" COMPANY BOARDS / EXT 120"  
1 3/4" THICK / 44" W X 80" L

*Oak, Cherry, & Maple*

**COMPANY BOARDS**

To extend this table, pull out the two extension rails on both ends of the table. Then, line up the pegs on the boards with the holes in the rails. Lock in place with the sliding peg latch.



376U-1 Dunbar Chairs

2010-78 Plateau Rectangle Table on Platinum Base

# Elements

CHOOSE THE COMBINATION YOU WANT.

With the Elements tables, you choose the table top and table base combination that suits your taste. These pages display the table bases, a prior page displays the table tops.

All Elements table bases have color options: Black, Gold, Mineral, and Silver.

202



2214  
COBALT TABLE BASE  
32" W

**2220**  
KRYPTO TABLE BASE  
26" W



**2223**  
LITHO TABLE BASE  
28" W



**2216**  
NEOS TABLE BASE  
29 1/2" W



**2211**  
NITRO TABLE BASE  
33" W



**2226**  
PLATINUM TABLE BASE  
24 1/2" W



*Steel stretcher bar between trestles*

**2250**  
RHODIUM TABLE BASE  
32" TOE TO TOE



**2222**  
TELLUS TABLE BASE  
32" W



**2218**  
XENON TABLE BASE  
32" W



*Wood stretcher bar between trestles*

# Leg Tables



# Leg Tables



110 RECTANGLE  
PAGE 206



120 RECTANGLE  
PAGE 208



130 ROUND  
PAGE 210



150 FARM  
PAGE 212



160 YARMOUTH  
PAGE 214



190 DRAWLEAF  
PAGE 218



2900 DRAWLEAF  
PAGE 220



4900 DRAWLEAF  
PAGE 221



484 FARMHOUSE  
PAGE 226



476 ROUND/  
OVAL | PAGE 234



520 MID CENTURY  
PAGE 232



550 MID CENTURY  
PAGE 233



1010 DINETTE  
PAGE 216



1050 DINETTE  
PAGE 217



161 SQUARE DROPLEAF  
PAGE 222



163 ROUND DROPLEAF  
PAGE 223



165 DROPLEAF DINETTE  
PAGE 224



166 DROPLEAF DINETTE  
PAGE 225



4010 WHEATON  
PAGE 236



4015 WHEATON  
PAGE 237



4105 LANGHORNE  
PAGE 240



4220 SAVANNA  
PAGE 238



4300 HANSEL  
PAGE 228



4400 HANSEL  
PAGE 229



4352 MEROS  
PAGE 230



4652 MEROS  
PAGE 231



336W & 336AW Cambridge Chairs  
1103-64-2-B Rectangle Extension Table

# 110 Rectangle

## 110 RECTANGLE EXTENSION TABLE

1" TABLE TOP THICKNESS

12" NONSKIRTED LEAVES

TWO TONE FINISH (TABLETOP VS. SKIRT/PEDESTAL/LEGS) NO UPCHARGE

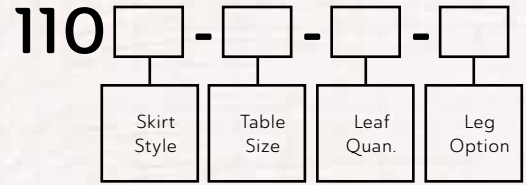
36" LEGS ON 56" AND 64" TABLES NO UPCHARGE

*Oak, Cherry & Maple*













1100-64-2-S

Create the Table Item # by choosing from the options below to fill in the blanks of the Sku to the right.



### Skirt Styles

Each skirt option is shown with its corresponding default table edge option. Go to page 282 to see a list of available custom table edge options. All 56" and 64" long tables configured with 30" legs have a minimum 25" skirt height. 72" tables have a minimum 24 1/2" skirt height. Most arm chairs will not fit under the table skirt.

<b>0</b> TRADITIONAL SKIRT		<b>#30</b> SIMPLE EDGE (STANDARD)	
<b>3</b> SHAKER SKIRT		<b>#32</b> BULLNOSE EDGE (STANDARD)	
<b>5</b> ANTIQUE SKIRT		<b>#30</b> SIMPLE EDGE (STANDARD)	
<b>7</b> FRENCH SKIRT (STRAIGHT LEAF SKIRT)		<b>#48</b> FRENCH EDGE (STANDARD)	
<b>9</b> CONTEMPORARY SKIRT (STRAIGHT LEAF SKIRT)		<b>#30</b> SIMPLE EDGE (STANDARD)	

### Table Sizes


All table measurements in the chart below apply to the table when not extended.

Size	Width	Length	Btw Legs Side	Btw Legs End
<b>56</b>	38"	56"	45 3/4"	24 3/4"
<b>64</b>	42"	64"	53"	30 3/4"
<b>72</b>	44"	72"	60"	30 3/4"

### Leaf Quantities

All leaves are 12" wide and are non-skirted. The table comes standard with two self-storing leaves (see diagram at right). Tables ordered with six or more leaves come with two center legs.

Leaf Quantity	Leaves	56" Table Extended Length	64" Table Extended Length	72" Table Extended Length
<b>2</b>	Self-Storing	80"	88"	96"
<b>4</b>	Non Self-Storing	104"	112"	120"
<b>6</b>	Non Self-Storing	128"	136"	144"
<b>8</b>	Non Self-Storing	152"	160"	168"
<b>11</b>	Non Self-Storing	188"	196"	204"



### Leg Options for 56" & 64" Tables

30" [STANDARD HEIGHT]      36" [COUNTER HEIGHT]

A B C D E F I J N S      A36 B36 C36 D36 F36 J36 N36

### Leg Options for 72" Table

30" [STANDARD HEIGHT]

A B C D E F G J N S



338U-1 Vineyard Chairs  
1200-72-2-D Rectangle Extension Table

# 120 Rectangle

## 120 RECTANGLE EXTENSION TABLE

1" TABLE TOP THICKNESS

20" SKIRTED LEAVES

TWO TONE FINISH (TABLETOP VS. SKIRT/PEDESTAL/LEGS) NO UPCHARGE

36" LEGS ON 56" AND 64" TABLES NO UPCHARGE

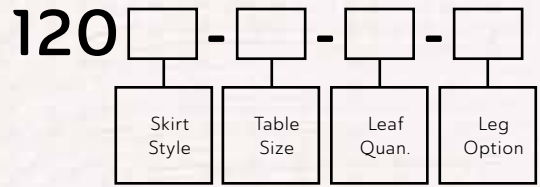
*Oak, Cherry & Maple*



1207-64-2-E








Create the Table Item # by choosing from the options below to fill in the blanks of the Sku to the right.



### Skirt Styles

Each skirt option is shown with its corresponding default table edge option. Go to page 282 to see a list of available custom table edge options. All 56" and 64" long tables configured with 30" legs have a minimum 25" skirt height. 72" tables have a minimum 24 1/2" skirt height. Most arm chairs will not fit under the table skirt.

<b>0</b> TRADITIONAL SKIRT			#30 SIMPLE EDGE (STANDARD)
<b>3</b> SHAKER SKIRT			#32 BULLNOSE EDGE (STANDARD)
<b>5</b> ANTIQUE SKIRT			#30 SIMPLE EDGE (STANDARD)
<b>7</b> FRENCH SKIRT (STRAIGHT LEAF SKIRT)			#48 FRENCH EDGE (STANDARD)
<b>9</b> CONTEMPORARY SKIRT (STRAIGHT LEAF SKIRT)			#30 SIMPLE EDGE (STANDARD)

### Table Sizes

All table measurements in the chart below apply to the table when not extended.

Size	Width	Length	Btw Legs Side	Btw Legs End
<b>56</b>	38"	56"	45 3/4"	24 3/4"
<b>64</b>	42"	64"	53"	30 3/4"
<b>72</b>	44"	72"	60"	30 3/4"

### Leaf Quantities

All leaves are 20" wide and are skirted. The table comes standard with one skirted leaf.

Leaf Quantity	Leaves	56" Table Extended Length	64" Table Extended Length	72" Table Extended Length
<b>1</b>	Non Self-Storing	76"	84"	92"
<b>2</b>	Non Self-Storing	96"	104"	112"



### Leg Options for 56" & 64" Tables

30" [STANDARD HEIGHT]



A B C D E F I J N S

36" [COUNTER HEIGHT]



A36 B36 C36 D36 F36 J36 N36

### Leg Options for 72" Table

30" [STANDARD HEIGHT]



A B C D E F G J N S



380 & 380A Windham Chairs  
1303-42-D Round Extension Table

# 130 Round

**130**  
ROUND EXTENSION TABLE  
1" TABLE TOP THICKNESS  
20" SKIRTED LEAVES  
TWO TONE FINISH (TABLETOP VS. SKIRT/  
PEDESTAL/LEGS) NO UPCHARGE  
36" LEGS ON ALL TABLES NO UPCHARGE  
*Oak, Cherry & Maple*

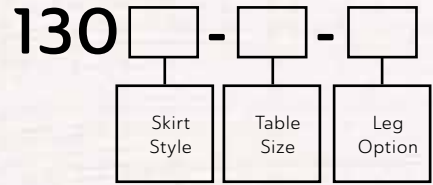
**210**

**133**  
ROUND TABLE  
1" TABLE TOP THICKNESS  
TWO TONE FINISH (TABLETOP VS. SKIRT/  
PEDESTAL/LEGS) NO UPCHARGE  
36" LEGS ON ALL TABLES NO UPCHARGE  
*Oak, Cherry & Maple*













1305-54-A

Create the Table Item # by choosing from the options below to fill in the blanks of the Sku to the right.



### Skirt Styles

Each skirt option is shown with its corresponding default table edge option. Go to page 282 to see a list of available custom table edge options. All 130 Series have a minimum 25" skirt height. Most arm chairs will not fit under the table skirt.

<b>0</b> TRADITIONAL SKIRT		<b>#30</b> SIMPLE EDGE (STANDARD)	
<b>3</b> SHAKER SKIRT		<b>#32</b> BULLNOSE EDGE (STANDARD)	
<b>5</b> ANTIQUE SKIRT		<b>#30</b> SIMPLE EDGE (STANDARD)	
<b>7</b> FRENCH SKIRT (STRAIGHT LEAF SKIRT)		<b>#48</b> FRENCH EDGE (STANDARD)	
<b>9</b> CONTEMPORARY SKIRT (STRAIGHT LEAF SKIRT)		<b>#30</b> SIMPLE EDGE (STANDARD)	

### Table Sizes

Size	Diameter	Btw Legs Side	Btw Legs End	Standard Leaves	Leaves	Extended Length
<b>42</b>	42"	22"	22"	1-20" Skirted	Non Self-Storing	62"
<b>48</b>	48"	26 1/2"	26 1/2"	2-20" Skirted	Non Self-Storing	88"
<b>54</b>	54"	29 1/2"	29 1/2"	2-20" Skirted	Non Self-Storing	94"



### Leg Options for 130 Series Tables



### 133-Series Round Solid Top Tables

For a solid top non-extension table, specify 133 instead of 130. The 133 Series tables are available in 42" and 48" diameter. The distance between the legs is the same as the 130 Series. Skirt styles and leg options are the same as the 130 Series tables.



325W Park Avenue Chairs  
1509-64-D Farm Table



# 150 Farm

**150**

FARM TABLE

1" TABLE TOP THICKNESS

TWO TONE FINISH (TABLETOP VS. SKIRT/PEDESTAL/LEGS) NO UPCHARGE

36" LEGS ON 54" AND 64" TABLES NO UPCHARGE

*Oak, Cherry & Maple*



1503-74-D

Create the Table Item # by choosing from the options below to fill in the blanks of the Sku to the right.

150  -  -

Skirt  
Style

Table  
Size

Leg  
Option

### Skirt Styles

Each skirt option is shown with its corresponding default table edge option. Go to page 282 to see a list of available custom table edge options. All 54" and 64" tables with 30" legs have a minimum skirt height of 25". All 74" tables have a minimum skirt height of 24 1/2". Most arm chairs will not fit under the table skirt.

<b>0 TRADITIONAL SKIRT</b>		<b>#30 SIMPLE EDGE (STANDARD)</b>	
<b>3 SHAKER SKIRT</b>		<b>#32 BULLNOSE EDGE (STANDARD)</b>	
<b>5 ANTIQUE SKIRT</b>		<b>#30 SIMPLE EDGE (STANDARD)</b>	
<b>7 FRENCH SKIRT</b>		<b>#48 FRENCH EDGE (STANDARD)</b>	
<b>9 CONTEMPORARY SKIRT</b>		<b>#30 SIMPLE EDGE (STANDARD)</b>	

### Table Sizes

Size	Width	Length	Btw Legs Side	Btw Legs End
<b>54</b>	36"	54"	41"	25"
<b>64</b>	42"	64"	51"	31"
<b>74</b>	44"	74"	59"	31"



### Leg Options for 54" & 64" Tables

30" [STANDARD HEIGHT]



A B C D E F I J N S

36" [COUNTER HEIGHT]



A36 B36 C36 D36 F36 J36 N36

### Leg Options for 74" Table

30" [STANDARD HEIGHT]



A B C D E F G J N S



397W & 397AW Cabana Chairs  
1609-64-1-S Yarmouth Extension Table

# 160 Yarmouth

**160**  
YARMOUTH EXTENSION TABLE  
1" TABLE TOP THICKNESS  
TWO TONE FINISH (TABLETOP VS. SKIRT/  
PEDESTAL/LEGS) NO UPCHARGE  
36" LEGS ON 56" AND 64" TABLES NO UPCHARGE  
*Oak, Cherry & Maple*

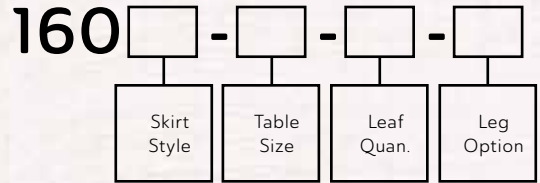
214

**165**  
YARMOUTH  
NONEXTENSION TABLE  
THE GRAIN RUNS LENGTHWISE  
ON THIS TABLETOP



1609-64-1-S

Create the Table Item # by choosing from the options below to fill in the blanks of the Sku to the right.



### Skirt Styles

Each skirt option is shown with its corresponding default table edge option. Go to page 282 to see a list of available custom table edge options. All 56" and 64" long tables configured with 30" legs have a minimum 25" skirt height. 72" tables have a minimum 24 1/2" skirt height. Most arm chairs will not fit under the table skirt.

<b>0</b> TRADITIONAL SKIRT		<b>#30</b> SIMPLE EDGE (STANDARD)	
<b>3</b> SHAKER SKIRT		<b>#32</b> BULLNOSE EDGE (STANDARD)	
<b>5</b> ANTIQUE SKIRT		<b>#30</b> SIMPLE EDGE (STANDARD)	
<b>9</b> CONTEMPORARY SKIRT (STRAIGHT LEAF SKIRT)		<b>#30</b> SIMPLE EDGE (STANDARD)	

### Table Sizes

All table measurements in the chart below apply to the table when not extended.

Size	Width	Length	Btw Legs Side	Btw Legs End
<b>56</b>	38"	56"	43"	26"
<b>64</b>	42"	64"	50"	30"
<b>72</b>	44"	72"	55 3/4"	29 3/4"

### Leaf Quantities

All leaves are 20" wide and are skirted. The table comes standard with one leaf.

Leaf Quantity	Leaves	Extended Length (56" table)	Extended Length (64" table)	Extended Length (72" table)
<b>1</b>	Non Self-Storing	76"	84"	92"
<b>2</b>	Non Self-Storing	96"	104"	112"



### Leg Options for 56" & 64" Tables

30" [STANDARD HEIGHT]      36" [COUNTER HEIGHT]

A B C D E F I J N S      A36 B36 C36 D36 F36 J36

### Leg Options for 72" Table

30" [STANDARD HEIGHT]

A B C D E F G J N S



23W French Country Ladderback Chairs  
1010-D Dinette Extension Table

### Leg Options



D K

Add the letter of the leg option to the SKU when ordering.

### 1010-48

#### RECTANGLE DINETTE EXTENSION TABLE

30" H x 36" W x 48" L

1-12" NON-SKIRTED LEAF / EXTENDS TO 60"

3/4" TABLETOP THICKNESS.

WIDTH BETWEEN LEGS (TABLE CLOSED):

END: 27 1/2" / SIDE: 39 1/2"

NO EDGE OR SKIRT OPTIONS.

SKIRT HEIGHT: 26"

*Oak, Cherry, & Maple*

# 1010 Dinette

TWO TONE FINISH (TABLETOP VS. SKIRT/  
PEDESTAL/LEGS) NO UPCHARGE



1010-K



### Leg Options



D K

Add the letter of the leg option to the SKU when ordering.

### 1050-48

#### RECTANGLE DINETTE TABLE

30" H x 36" W x 48" L

3/4" TABLETOP THICKNESS.

WIDTH BETWEEN LEGS (TABLE CLOSED):

END: 27 1/2" / SIDE: 39 1/2"

NO EDGE OR SKIRT OPTIONS.

SKIRT HEIGHT: 26"

*Oak, Cherry, & Maple*



1050-48 Rect Dinette Table  
397U-1 Cabana Side Chairs



1050-D

# 1050 Dinette



322W Farmhouse Chairs  
1900-72-D Drawleaf Extension Table

# 190 Drawleaf

190

DRAWLEAF TABLE

1" TABLE TOP THICKNESS

TWO TONE FINISH (TABLETOP VS. SKIRT/PEDESTAL/LEGS) NO UPCHARGE

36" LEGS ON 54" AND 60" TABLES NO UPCHARGE

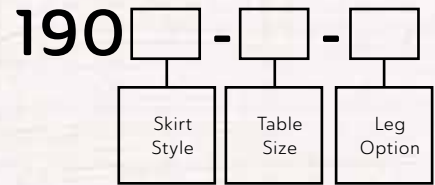
*Oak, Cherry & Maple*



1907-72-E

218

Create the Table Item # by choosing from the options below to fill in the blanks of the Sku to the right.



### Skirt Styles

The 190 Table has only two skirt options. All 190 tables with 30" table height have a minimum skirt height of 24". 190 Tables have no edge options.

0 TRADITIONAL SKIRT



7 FRENCH SKIRT



#30 SIMPLE EDGE (STANDARD)



#30 SIMPLE EDGE (STANDARD)



### Table Sizes

Size	Width	Length	Btw Legs Side	Btw Legs End	Drawleaf Size	Extended Length
54	36"	54"	40 1/4"	25 1/2"	16"	86"
60	40"	60"	46 1/4"	29 1/2"	16"	92"
72	42"	72"	56 3/8"	30 1/2"	20"	112"
84	44"	84"	68"	32 1/2"	20"	124"



### Leg Options for 54" & 60" Tables

30" [STANDARD HEIGHT]



A B C D E F I J N S

36" [COUNTER HEIGHT]



A36 B36 C36 D36 F36 J36 N36

### Leg Options for 72" & 84" Table

30" [STANDARD HEIGHT]



A B C D E F G J N S



Easily extend your tabletop without removing items from your tabletop. One person can easily and quickly pull out the leaf stored beneath the table top. The leaf rocks back and slides forward to interlock with the tabletop.



347W Trigon Chairs  
2900-68 Drawleaf Extension Table



2900-68

# 2900 Drawleaf

TWO TONE FINISH (TABLETOP VS. SKIRT/  
PEDESTAL/LEGS) NO UPCHARGE

220



## 2900-68

### DRAWLEAF EXTENSION TABLE

42" x 68" (2-20" LVS. EXT TO 108")

BTW LEGS (END): 32" BTW LEGS (SIDE): 58"

1" TOP THICKNESS

3" LEG OPTIONS | NO SKIRT, OR EDGE OPTIONS

*Oak, Cherry, & Maple*

## 2900-80

### DRAWLEAF EXTENSION TABLE

44" x 80" (2-20" LVS. EXT TO 120")

BTW LEGS (END): 34" BTW LEGS (SIDE): 70"

1" TOP THICKNESS

3" LEG OPTIONS, | NO SKIRT, OR EDGE OPTIONS

*Oak, Cherry, & Maple*

## Leg Options

30" [STANDARD HEIGHT]



A B C D E F I J N S



345 Calypso Chairs  
4900-82 Drawleaf Extension Table



4900-82

**4900-70**

**DRAWLEAF EXTENSION TABLE**

42" x 70" (2-20" Lvs. EXT TO 110")

BTW LEGS (END): 29" BTW LEGS (SIDE): 58 1/2"

1" TOP THICKNESS

NO LEG, SKIRT, OR TABLE EDGE OPTIONS

*Oak, Cherry, & Maple*

**4900-82**

**DRAWLEAF EXTENSION TABLE**

44" x 82" (2-20" Lvs. EXT TO 122")

BTW LEGS (END): 31" BTW LEGS (SIDE): 70 1/2"

1" TOP THICKNESS

NO LEG, SKIRT, OR TABLE EDGE OPTIONS

*Oak, Cherry, & Maple*

**4900**

**Drawleaf**

TWO TONE FINISH (TABLETOP VS. SKIRT/  
PEDESTAL/LEGS) NO UPCHARGE





377U-1 Marque Chairs  
162-2-D Square Dropleaf Extension Table

**161**

SQUARE DROPLEAF TABLE  
NO EDGE OPTIONS / SKIRT HEIGHT 25"  
1" TOP THICKNESS

*Oak, Cherry, & Maple*

**162**

SQUARE DROPLEAF  
EXTENSION TABLE  
NO EDGE OPTIONS / SKIRT HEIGHT 25"  
1" TOP THICKNESS

*Oak, Cherry, & Maple*

**Dimensions of 161 & 162**

LEAVES DOWN: 30" H x 29" W x 46" L  
LEAVES UP: 30" H x 46" SQUARE  
WIDTH BETWEEN LEGS {TABLE CLOSED}:  
END: 21" / SIDE: 34 1/2"

**Leaf Options for 162**

2-12" LEAVES / EXTENDS TO 70"  
4-12" LEAVES / EXTENDS TO 94"  
7-12" LEAVES / EXTENDS TO 130"  
(7 LEAVES INCLUDES 2 CENTER LEGS)  
ADD 2, 4, OR 7 TO SKU  
TO SPECIFY LEAF QUANTITY.

**Leg Options for  
161 & 162**



A B C D E F I J N S

Add the letter of the  
leg option to the SKU to  
specify leg options.

161/162 Square  
**Dropleaf**

TWO TONE FINISH (TABLETOP VS. SKIRT/  
PEDESTAL/LEGS) NO UPCHARGE



162-2-B

**163**

**ROUND DROPLEAF TABLE**

NO EDGE OPTIONS / SKIRT HEIGHT 25"

1" TOP THICKNESS

*Oak, Cherry, & Maple*

**164**

**ROUND DROPLEAF EXTENSION TABLE**

NO EDGE OPTIONS / SKIRT HEIGHT 25"

1" TOP THICKNESS

*Oak, Cherry, & Maple*

**Dimensions of 163 & 164**

LEAVES DOWN: 30" H X 29" W X 46" L

LEAVES UP: 30" H X 46" DIA

WIDTH BETWEEN LEGS (TABLE CLOSED):

END: 21" / SIDE: 25"

**Leaf Options for 164**

2-12" LEAVES / EXTENDS TO 70"

4-12" LEAVES / EXTENDS TO 94"

7-12" LEAVES / EXTENDS TO 130"

(7 LEAVES INCLUDES 2 CENTER LEGS)

ADD 2, 4, OR 7 TO SKU

TO SPECIFY LEAF QUANTITY.

**Leg Options for  
163 & 164**



Add the letter of the leg option to the SKU to specify leg options.



332 Nantucket Chairs  
163-B Round Dropleaf Table



164-7-D



164-7 EXTENDED

Round 163/164  
**Dropleaf**

TWO TONE FINISH (TABLETOP VS. SKIRT/  
PEDESTAL/LEGS) NO UPCHARGE

383 Cordona Chairs  
 165 Dropleaf Dinette Extension Table



**165**

**ROUND DROPLEAF DINETTE  
 EXTENSION TABLE**

48" DIAMETER W/ 3 -14" SKIRTED LEAVES  
 LEAVES DOWN: 30" H X 29" W X 48" DIA  
 LEAVES UP: 30" H X 48" DIA  
 INCLUDES CENTER LEG  
 WIDTH BETWEEN LEGS [TABLE  
 CLOSED]: END: 20" / SIDE: 24"  
 3/4" TABLETOP THICKNESS  
 NO EDGE OR SKIRT OPTIONS.  
 SKIRT HEIGHT: 26"  
*Cherry & Maple*



**Leg Options**



Add the letter of the leg  
 option to the SKU when  
 ordering leg options.

165 Dropleaf  
**Dinette**

TWO TONE FINISH (TABLETOP VS. SKIRT/  
 PEDESTAL/LEGS) NO UPCHARGE

224



165-D



**166**

**DROPLEAF DINETTE  
EXTENSION TABLE**

LEAVES DOWN: 30" H x 29" W x 32" L

LEAVES UP: 30" H x 45" W x 32" L

WIDTH BETWEEN LEGS (TABLE  
CLOSED): END: 20" / SIDE: 24"

3/4" TABLETOP THICKNESS

NO EDGE OR SKIRT OPTIONS.

SKIRT HEIGHT: 26"

*Oak, Cherry, & Maple*



**Leg Options**



**D K**

Add the letter of the leg option to the SKU when ordering.



27W Shaker Ladderback Chairs  
166 Dropleaf Dinette Extension Table



166-K

**Dropleaf 166  
Dinette**

TWO TONE FINISH (TABLETOP VS. SKIRT/  
PEDESTAL/LEGS) NO UPCHARGE

374U-1 & 374AU-1 Braslow Chairs  
4847-72-E Farmhouse Extension Table



474/484

# Farmhouse

**474**

FARMHOUSE TABLE

1 1/4" TABLE TOP THICKNESS

TWO TONE FINISH (TABLETOP VS. SKIRT/  
PEDESTAL/LEGS) NO UPCHARGE

36" LEGS ON 54" AND 60"

TABLES NO UPCHARGE

*Oak, Cherry & Maple*

**484**

FARMHOUSE EXTENSION TABLE

1 1/4" TABLE TOP THICKNESS

TWO TONE FINISH (TABLETOP VS. SKIRT/  
PEDESTAL/LEGS) NO UPCHARGE

36" LEGS ON 54" AND 60"

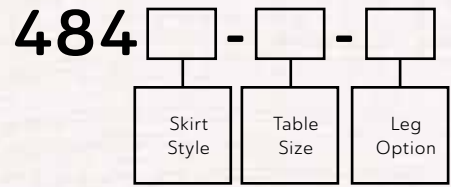
TABLES NO UPCHARGE

*Oak, Cherry & Maple*













4840-72-N

Create the Table Item # by choosing from the options below to fill in the blanks of the Sku to the right.



### Skirt Styles

The 484 table has no edge options. All 484 tables with a 30" tabletop have a minimum 24" skirt height. Most arm chairs will not fit under the table skirt.

<b>0 TRADITIONAL SKIRT</b>		<b>#30 SIMPLE EDGE</b>	
<b>3 SHAKER SKIRT</b>		<b>#30 SIMPLE EDGE</b>	
<b>5 ANTIQUE SKIRT</b>		<b>#30 SIMPLE EDGE</b>	
<b>7 FRENCH SKIRT</b>		<b>#30 SIMPLE EDGE</b>	
<b>9 CONTEMPORARY SKIRT</b>		<b>#30 SIMPLE EDGE</b>	

### Table Sizes

Size	Width	Length	Btw Legs Side	Btw Legs End	Company Boards	Extended Length
<b>54</b>	36"	54"	40"	25"	16"	86"
<b>60</b>	40"	60"	46"	29"	16"	92"
<b>72</b>	42"	72"	57"	30"	20"	112"
<b>84</b>	44"	84"	66"	32"	20"	124"



#### COMPANY BOARDS

To extend this table, pull out the two extension rails on both ends of the table. Then, line up the pegs on the boards with the holes in the rails. Lock in place with the sliding peg latch.

### Leg Options for 54" & 60" Tables

30" [STANDARD HEIGHT]	36" [COUNTER HEIGHT]
	
<b>A B C D E F I J N S</b>	<b>A36 B36 C36 D36 F36 J36 N36</b>

### Leg Options for 72 & 84" Table

30" [STANDARD HEIGHT]

<b>A B C D E F G J N S</b>

### 474-Series Solid Top Tables

For a solid top non-extension table, specify 474 instead of 484. The 474 tables have all the same specifications of the 484 except that there are no leaf options, only solid top.





388W Barkeley Chairs  
4320-86-D Hansel Rectangle Table

**4300-64**  
HANSEL RECTANGLE  
EXTENSION TABLE  
42" W x 64" L (EXT. TO 84")  
BTW LEGS (END): 32"  
BTW LEGS (SIDE): 54"  
1-20" SKIRTED LEAF, 1 1/4" TOP  
THICKNESS / SKIRT H 25 1/2"  
36" LEG HEIGHT WITH NO UPCHARGE.  
*Oak, Cherry, & Maple*

**4300-86**  
HANSEL RECTANGLE  
EXTENSION TABLE  
44" W x 86" L (EXT. TO 106")  
BTW LEGS (END): 34"  
BTW LEGS (SIDE): 76"  
1-20" SKIRTED LEAF, 1 1/4" TOP  
THICKNESS / SKIRT H 25 1/2"  
36" LEG HEIGHT WITH NO UPCHARGE.  
*Oak, Cherry, & Maple*

**4320-64**  
HANSEL RECTANGLE TABLE  
42" W x 64" L  
BTW LEGS (END): 32"  
BTW LEGS (SIDE): 54"  
1 1/4" TOP THICKNESS. SKIRT H 25 1/2"  
36" LEG HEIGHT WITH NO UPCHARGE.  
*Oak, Cherry, & Maple*

**4320-86**  
HANSEL RECTANGLE TABLE  
44" W x 86" L  
BTW LEGS (END): 34"  
BTW LEGS (SIDE): 76"  
1 1/4" EDGE THICKNESS. SKIRT H 25 1/2"  
36" LEG HEIGHT WITH NO UPCHARGE.  
*Oak, Cherry, & Maple*

**Leg Options**



**D36** **D**

4" D LEG DINING HEIGHT  
4" D36 LEG 36" COUNTER HEIGHT

Add the letter of the leg option  
to the SKU when ordering.

4300/4320  
**Hansel**

TWO TONE FINISH (TABLETOP VS. SKIRT/  
PEDESTAL/LEGS) NO UPCHARGE.



4320-86-D

**4400-48**

**HANSEL SQUARE TABLE**

48" SQUARE BTW LEGS: 38"

1 1/4" TOP THICKNESS. SKIRT H 25 1/2"

36" LEG HEIGHT WITH NO UPCHARGE.

*Oak, Cherry, & Maple*

**4400-54**

**HANSEL SQUARE TABLE**

54" SQUARE BTW LEGS: 44"

1 1/4" TOP THICKNESS. SKIRT H 25 1/2"

36" LEG HEIGHT WITH NO UPCHARGE.

*Oak, Cherry, & Maple*

**4400-60**

**HANSEL SQUARE TABLE**

60" SQUARE BTW LEGS: 50"

1 1/4" TOP THICKNESS. SKIRT H 25 1/2"

36" LEG HEIGHT WITH NO UPCHARGE.

*Oak, Cherry, & Maple*

**Leg Options**



**D36 D**

4" D LEG DINING HEIGHT

4" D36 LEG 36" COUNTER HEIGHT

Add the letter of the leg option to the SKU when ordering.



37224W Capri Counter Stools

4400-60-D36 Hansel Square Counter Table



4400-60-D36

4400  
**Hansel**

TWO TONE FINISH (TABLETOP VS. SKIRT/  
PEDESTAL/LEGS) NO UPCHARGE.



359 Techno Side Chair  
4352-64 Meros Table

# 4352 Meros

## 4352-48

MEROS TABLE

4352-64 30" H x 42" W x 64" L

4352-72 30" H x 42" W x 72" L

4352-84 30" H x 42" W x 84" L

1 1/4" Top Thickness

*Cherry, & Maple*

4352





351 Meros Side Chair  
4652-48 Meros Table



4652-48

4652

# Meros

## 4652-48

### MEROS TABLE

4652-48 30" H X 48" DIA LEG FOOTPRINT 34" SQ

4652-54 30" H X 54" DIA LEG FOOTPRINT 40" SQ

4652-60 30" H X 60" DIA LEG FOOTPRINT 46" SQ

1 1/4" Top Thickness

*Cherry, & Maple*



335 Tussok Chairs  
5202-72-V Mid Century Rect. Extension Table

### Skirt Options



#30 (Simple)



#4 Modern

26 1/2" Skirt Height



#31 (Danish)



#2 Danish

25 1/2" Skirt Height

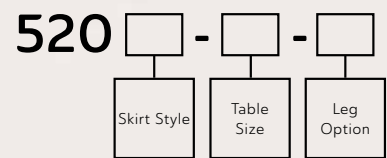
### Leg Options



T



V



# 520 Mid Century

**520**  
MID CENTURY RECTANGLE EXTENSION TABLE  
520()-64 42" x 64" w/1-20" BUTTERFLY LEAF EXT TO 84"  
520()-72 44" x 72" w/1-20" BUTTERFLY LEAF EXT TO 92"  
30" HIGH, 1" TABLETOP THICKNESS  
*Cherry, Maple, & Walnut*



5202-72-V

232



Skirt Options



#30 (Simple)



#4 Modern

26 1/2" Skirt Height



#31 (Danish)



#2 Danish

25 1/2" Skirt Height

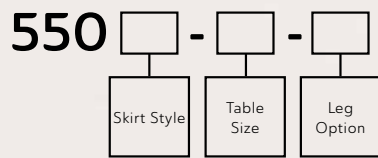
Leg Options



T



V



361 Rettew Chairs

5504-54-T Mid Century Rectangle Table



5504-54-T

# 550 Mid Century

550

MID CENTURY RECTANGLE TABLE

550( )-54 36" x 54" BTWN LEGS – (SIDE): 45 1/2" / END 27 1/2"

550( )-64 42" x 64" BTWN LEGS – (SIDE): 55 1/2" / END 33 1/2"

550( )-74 44" x 74" BTWN LEGS – (SIDE): 65 1/2" / END 35 1/2"

30" HIGH, 1" TABLETOP THICKNESS

Cherry, Maple, & Walnut



321W & 321AW Manor House Chairs  
476-48 Round Extension Table



478-72-R



476-48-A

## 476/478 Round/Oval

### 476-48

ROUND EXTENSION TABLE

1 1/4" TABLE TOP THICKNESS

TWO TONE FINISH (TABLETOP VS. SKIRT/PEDESTAL/LEGS) NO UPCHARGE

*Oak, Cherry & Maple*

### 478-72

OVAL EXTENSION TABLE

1 1/4" TABLE TOP THICKNESS

TWO TONE FINISH (TABLETOP VS. SKIRT/PEDESTAL/LEGS) NO UPCHARGE

*Oak, Cherry & Maple*

Create the Table Item # by choosing from the options below to fill in the blanks of the Sku to the right.

476-48-

Leg  
Option

478-72-

Leg  
Option

### Skirt Styles

The #0 Skirt is standard for the 476 and 478 table. No other skirt options available. The #46 Edge is standard for the 476 and 478 tables. Go to page 282 to see a list of available custom table edge options. All 476 and 478 tables have a 24" skirt height. Most arm chairs will not fit under the table skirt.

0 TRADITIONAL SKIRT





#46 TRADITIONAL



### Table Sizes

The 476 table comes standard with a 48" diameter, and the 478 table comes standard with a 72" length. No other size options are available. Both tables come standard with two 20" leaves. No other leaf options are available.

	Table	Btw Legs Side	Btw Legs End	Standard Leaves	Leaves	Extended Length
48" Width	476-48	26"	26"	2-20" Skirted	Non Self-Storing	88"
44" Width	478-72	47"	26"	2-20" Skirted	Non Self-Storing	112"



### Leg Options for 476-48 Tables



### Leg Options for 478-72 Table





383 Cordona Chairs  
4010-54 Wheaton Work Table

**4010-54**  
**WHEATON WORK TABLE**  
38" x 54" (13" OVERHANG ON ENDS)  
22" BTW LEGS ON SIDE / 1  
3/4" TOP THICKNESS  
28" CLEARANCE / NO EDGE OPTIONS  
*Cherry & Maple*

**4010-78**  
**WHEATON WORK TABLE**  
38" x 78" (13" OVERHANG ON ENDS)  
46" BTW LEGS ON SIDE / 1  
3/4" TOP THICKNESS  
28" CLEARANCE / NO EDGE OPTIONS  
*Cherry & Maple*

**4010-100**  
**WHEATON WORK TABLE**  
38" x 100" (16" OVERHANG ON ENDS)  
63" BTW LEGS ON SIDE / 1  
3/4" TOP THICKNESS  
28" CLEARANCE / NO EDGE OPTIONS  
*Cherry & Maple*



# 4010 Wheaton

TWO TONE FINISH (TABLETOP VS. SKIRT/  
PEDESTAL/LEGS) NO UPCHARGE



4010-78

**4015-54**

**WHEATON ROUND TABLE**

54" DIAMETER

BASE: 27" SQUARE / 23" BTW LEGS

1 3/4" TOP THICKNESS / NO EDGE OPTIONS

*Cherry & Maple*

**4015-60**

**WHEATON ROUND TABLE**

60" DIAMETER

BASE: 30 1/2" SQUARE / 26" BTW LEGS

1 3/4" TOP THICKNESS / NO EDGE OPTIONS

*Cherry & Maple*

**4015-72**

**WHEATON ROUND TABLE**

72" DIAMETER

BASE: 34.5" SQUARE | 29.5" BTW LEGS

1.75" TOP THICKNESS | NO EDGE OPTIONS

*Cherry and Maple*

383 Cordona Chairs

4015-60 Wheaton Round Table



4015-54

4015  
**Wheaton**

TWO TONE FINISH (TABLETOP VS. SKIRT/  
PEDESTAL/LEGS) NO UPCHARGE



343W DOS Chairs  
4220-84 Savanna Table

## 4220

### SAVANNA TABLE

4220-60 38" x 60"

BTW LEGS (END) 33"

BTW LEGS (SIDE) 67"

4220-72 38" x 72"

BTW LEGS (END): 33"

BTW LEGS (SIDE): 67"

4220-84 38" x 84"

BTW LEGS (END): 33"

BTW LEGS (SIDE): 79"

NO LEG, SKIRT, OR EDGE OPTIONS

2" EDGE THICKNESS ON SIDE

3" EDGE THICKNESS ON ENDS

CLEARANCE 27.5"

*Cherry & Maple*

# 4220 Savanna

4220-84



TWO TONE FINISH (TABLETOP VS. SKIRT/  
PEDESTAL/LEGS) NO UPCHARGE

363 Bayonne side chairs  
8225-72 Savanna Extension Table



BUTTERFLY LEAF STORAGE



# 8225 Savanna

EXTENSION TABLE

**8225**  
SAVANNA EXTENSION TABLE  
8225-84 38"W x 72" L  
40" BUTTERFLY LEAF  
*Cherry & Maple*



365AU-1 & 365U-1 St Croix Chairs  
4105-72 Langhorne Extension Table

#### 4105-72

##### LANGHORNE EXTENSION TABLE

44" W x 72" L / SKIRT HT 25"

DISTANCE BTW LEGS:

SIDE 53" / END 25"

1 1/4" TOP THICKNESS / 2-20"

LEAVES / EXT - 112"

3" LEG OPTIONS, EDGE,

OR SKIRT OPTIONS

*Cherry & Maple*

#### 4105-84

##### LANGHORNE EXTENSION TABLE

44" W x 84" L / SKIRT HT 25"

DISTANCE BTW LEGS:

SIDE 63" / END 25"

1 1/4" TOP THICKNESS / 2-20"

LEAVES / EXT - 124"

3" LEG OPTIONS, EDGE,

OR SKIRT OPTIONS

*Cherry & Maple*

# 4105 Langhorne

TWO TONE FINISH (TABLETOP VS. SKIRT/  
PEDESTAL/LEGS) NO UPCHARGE





# Zimmerman Live Edge



## CREATE A “ONE OF A KIND” TABLE

Each table is like no other. . .to be enjoyed as it grew in nature, with it’s unique grain patterns, and compellingly beautiful variations. We start with logs many of which are reclaimed from local tree removal services, and find new purpose for them. We enjoy many different Pennsylvania hardwoods, including walnut, cherry, sycamore, elm, and maple. We do not limit ourselves to certain wood species. Any large log is a viable option.

We have found much character in more unusual species as elm, sycamore, beech, box elder, and locust. Along with these options, we have walnut crotches, spalted maple, and ambrosia maple.

Every plank will be different in figure and size. For current options, please visit our website at [www.zimmermanchair.com](http://www.zimmermanchair.com).

### STEP 1

Select your “one of a kind” Live Edge slab under the Dining or Occasional tops sections on the Zimmerman Live Edge web page.

### STEP 2

Select a base style that will complement your decor and taste on the bases pages under the Zimmerman Live Edge web page.



# Live Edge Dining Table Bases



**#2206 New York Cast Iron**  
26" WIDE  
MIN. SLAB LENGTH 80"



**#2222 Tellus**  
32" WIDE  
AVAILABLE IN BLACK, GOLD, MINERAL, AND SILVER



**#2220 Krypto**  
26" WIDE  
AVAILABLE IN BLACK, GOLD, MINERAL, AND SILVER

**#2218 Xenon**  
32" WIDE  
AVAILABLE IN BLACK, GOLD, MINERAL, AND SILVER



*Wooden stretcher bar between pedestals*



**#2216 Neos**  
22" WIDTH AT TOP  
30" WIDTH AT BOTTOM  
POINT OF BASE EXTENDS 16"  
AVAILABLE IN BLACK, GOLD, MINERAL, AND SILVER



**#2214 Cobalt**  
32" WIDE  
AVAILABLE IN BLACK, GOLD, MINERAL, AND SILVER



**#2224 Carbon**  
28" WIDTH AT TOP / 24" WIDTH AT BOTTOM  
AVAILABLE IN BLACK, GOLD, MINERAL, AND SILVER

**#2223 Litho**  
28" WIDE  
AVAILABLE IN BLACK, GOLD, MINERAL, AND SILVER



**#2211 Nitro**  
IRON BASE 33" TOE TO TOE 3" WIDE FOOT  
AVAILABLE IN BLACK, GOLD, MINERAL, AND SILVER



*Metal stretcher bar between pedestals*

**#2226 Platinum**  
METAL BASE 24 1/2" WIDE AT FLOOR / 23" WIDE AT TOP  
AVAILABLE IN BLACK, GOLD, MINERAL, AND SILVER

# Live Edge Occasional Bases

OVERALL HEIGHT OF COFFEE TABLES  
WILL VARY BY SLAB THICKNESS



**#2301 Architectural**  
BASE IS 21½" WIDE X 19" HIGH  
AVAILABLE IN CHERRY,  
WALNUT, AND MAPLE



**#2305 Hairpin**  
METAL HAIRPIN LEGS  
LEGS ARE 18"  
AVAILABLE IN BLACK, MINERAL,  
GOLD, AND SILVER FINISHES



**#2308 Cast Iron**  
18" WIDE X 17" HIGH  
NO COLOR OPTIONS



**#2307 Steel Balance**  
20" WIDE X 40" LONG  
BASE IS 17" HIGH  
AVAILABLE IN BLACK, MINERAL,  
GOLD, AND SILVER FINISHES



**#2304 Iron Shell**  
17" WIDE  
AVAILABLE IN BLACK, MINERAL,  
GOLD, AND SILVER FINISHES



**#2302 Arched Cross**  
21" SQUARE  
ALSO AVAILABLE IN 21" WIDE X 36" LONG (NOT PICTURED)  
BASE IS 18" HIGH  
OVERALL HEIGHT WILL VARY WITH SLAB THICKNESS  
BLACK, MINERAL, GOLD, AND SILVER FINISHES



**#2306 Double Tripod**  
23½" WIDE X 17" HIGH  
AVAILABLE IN BLACK, MINERAL,  
GOLD, AND SILVER FINISHES

980 Credenza



# Cabinets



CASTILLO DEMILUNE  
964/965 | PAGE 246



CREDENZA 960  
PAGE 246



CREDENZA 980  
PAGE 247



CUPBOARD 978  
PAGE 247



PROVENCE BUFFET 954  
PAGE 249



ENGLISH DELFT RACK 952/  
BUFFET 950 | PAGE 249



ESTATES 910/915  
PAGE 251



ESTATES CREDENZA 912  
PAGE 253



ESTATES DISPLAY CABINET  
916 | PAGE 253



FLANDERS CREDENZA  
984 | PAGE 255



HEIRLOOM 835  
BUFFET ONLY  
PAGE 257



HEIRLOOM 836 BUFFET  
PAGE 257



JELLY CUPBOARD 816  
PAGE 258



PIE SAFE 815  
PAGE 258



QUEEN ANN  
SIDEBOARD 895  
PAGE 259



QUEEN ANN  
CHINA/BUFFET 860  
PAGE 259



ROCKPORT 768  
PAGE 260



SEASIDE 993/995/997  
PAGE 261



SHAKER 820/825/890  
PAGE 265



SHAKER 818/880  
PAGE 267



SHAKER SIDEBOARD 885  
PAGE 267



MENLO  
9411/9412/9413/9414  
PAGE 263



TUSANY 931/928  
PAGE 269



TUSANY  
SIDEBOARD 975  
PAGE 270

# 960 Credenza

960

CREDENZA

43½" H x 70" W x 20" D

FULL-DEPTH SHELF BEHIND EVERY DOOR

*Cherry & Maple*

960



# 964, 965 Castillo Demi-Lune

TWO TONE FINISH ON THE BUFFET OR CASE TOP  
VS. THE REST OF THE UNIT NO UPCHARGE.

964

CASTILLO DEMI-LUNE  
(NOT SHOWN)

48" W x 45" H x 19½" D,

W/2 ADJUSTABLE SHELVES

*Cherry*

965

CASTILLO DEMI-LUNE

64" W x 45" H x 19½" D,

W/2 ADJUSTABLE SHELVES

*Cherry*

965





980

**980**

**CREDENZA**

37 1/2" H x 61 1/2" W x 18" D

ONE ADJUSTABLE SHELF

TWO CONCEALED DRAWERS AT TOP OF CASE INTERIOR

*Cherry & Maple*

**978**

**CUPBOARD**

51 1/2" H x 42" W x 17" D

TWO ADJUSTABLE WOOD SHELVES

*Cherry & Maple*



978

**Specify Fabric or Wood doors**

-FABRIC DOORS WITH FABRIC PANELS

BARROW® FABRICS, SUNBRELLA® FABRICS (GRADE 1),  
AND COM. SEE DEALER SHOWROOM FOR FABRIC SAMPLES.

COM REQUIRED YARDAGE = 1.5 YARDS

-WOOD DOORS -FLAT PANEL

TWO TONE FINISH ON THE BUFFET OR CASE TOP

VS. THE REST OF THE UNIT NO UPCHARGE.

**Hardware Options**



Antique  
Brass

Wrought  
Iron

Wood

Square  
Nickel

Pewter

Round  
Nickel

**980/978**

# Credenzas



954 Provence Buffet





954

**954**  
**PROVENCE BUFFET**  
 36" H x 65" W x 19" D  
 ¾ DEPTH SHELF  
*Oak & Cherry*

**952**  
**ENGLISH DELFT RACK**  
 46" H x 66" L x 15" D  
*Oak & Cherry*

**950**  
**ENGLISH BUFFET**  
 36" H x 65" W x 19" D  
*Oak & Cherry*

TWO TONE FINISH ON THE CHINA INSIDE BACK  
 VS. THE REST OF THE CHINA NO UPCHARGE.  
 TWO TONE FINISH ON THE BUFFET OR CASE TOP  
 VS. THE REST OF THE UNIT NO UPCHARGE.



952

950

**Hardware Options**



#105  
 Bronze



#120  
 Bronze




#105  
 Nickel



#120  
 Nickel




Wrought  
 Iron



#122  
 Wrought Iron



Antique  
 Brass



#122  
 Antique Brass

950/952/954  
**English**



910C Estates China  
910B Estates Buffet



910C

910B

**910C**

ESTATES CHINA

47" H x 48 1/2" W x 14 1/2" D

BAR LIGHT AND GLASS SHELVES WITH PLATE GROOVE

*Oak, Cherry, & Maple*

**910B**

ESTATES BUFFET

35" H x 45" W x 19 1/2" D

ONE 3/4" DEPTH SOLID WOOD SHELF

*Oak, Cherry, & Maple*

**915C**

ESTATES CHINA

47" H x 69" W x 14 1/2" D

BAR LIGHT AND GLASS SHELVES WITH PLATE GROOVE

*Oak, Cherry, & Maple*

**915B**

ESTATES BUFFET

34 1/2" H x 65" W x 19 1/2" D

ONE 3/4" DEPTH SOLID WOOD SHELF

*Oak, Cherry, & Maple*

TWO TONE FINISH ON THE CHINA INSIDE BACK

VS. THE REST OF THE CHINA NO UPCHARGE.

TWO TONE FINISH ON THE BUFFET OR CASE TOP

VS. THE REST OF THE UNIT NO UPCHARGE.



915C

915B

**Hardware Options**



Antique  
Brass



Wrought  
Iron



Wood



Square  
Nickel



Pewter



Round  
Nickel

910/915

**Estates**





912

**912**

**ESTATES CREDENZA**

34 1/2" H x 60" W x 19 1/2" D

ONE 3/4 DEPTH SOLID WOOD SHELF

*Oak, Cherry, & Maple*

**916**

**ESTATES DISPLAY CABINET**

49" H x 44" W x 17" D

2 FULL DEPTH WOOD SHELVES

*Oak, Cherry, & Maple*

TWO TONE FINISH ON THE BUFFET OR CASE TOP VS. THE REST OF THE UNIT NO UPCHARGE.



916

**Hardware Options**



Antique  
Brass

Wrought  
Iron

Wood

Square  
Nickel

Pewter

Round  
Nickel

912/916  
**Estates**

984 Flanders Credenza  
347W Trigon side chairs  
5515U-1 Halifax Bench  
4900-70 Drawleaf table





**984**

**FLANDERS CREDENZA**

42½" H x 46" W x 19" D

FULL DEPTH NON ADJUSTABLE SHELF

2 FULL DEPTH DRAWERS BEHIND DOORS BELOW THE TOP  
18" W x 15" D

3" -INSIDE DRAWER HT

*Cherry, Maple, & Walnut*

984

**Hardware Options**



Knob III  
Champagne  
Brass



Knob III  
Satin Nickel



984 OPEN

**984**

**Flanders**



834 Heirloom Cupboard  
836-2 Heirloom Doors & Drawers Buffet



835-1



**833**

**HEIRLOOM CHINA**

46" H x 62 1/2" W x 17" D

TOUCH LIGHTING AND TWO FULL DEPTH GLASS SHELVES WITH PLATE GROOVES.

*Oak, Cherry & Maple*

**834**

**HEIRLOOM CUPBOARD**

46" H x 62 1/2" W x 17" D

END COMPARTMENTS:

TOUCH LIGHTS AND ONE FULL DEPTH GLASS SHELF WITH PLATE GROOVE.

OPEN CENTER: FULL DEPTH ADJUSTABLE SOLID WOOD SHELF.

*Oak, Cherry & Maple*

**835**

**HEIRLOOM OPEN-FRONT BUFFET**

35" H x 60" W x 19" D

END COMPARTMENTS: FULL DEPTH ADJUSTABLE SOLID WOOD SHELF.

OPEN CENTER: FULL DEPTH ADJUSTABLE SOLID WOOD SHELF.

*Oak, Cherry & Maple*

**836**

**HEIRLOOM DOORS & DRAWERS BUFFET**

35" H x 60" W x 19" D

END COMPARTMENTS: FULL DEPTH ADJUSTABLE SOLID WOOD SHELF.

*Oak, Cherry & Maple*

833



836-4

TWO TONE FINISH ON THE CHINA INSIDE BACK VS. THE REST OF THE CHINA NO UPCHARGE. TWO TONE FINISH ON THE BUFFET OR CASE TOP VS. THE REST OF THE UNIT NO UPCHARGE.

**Hardware Options**



**Foot Style Options**

Add the number of the foot style option to the SKU when ordering.



Bun Foot [1] Bracket Foot [2] French Foot [3] Traditional Base [4]

834

836-2



831/833/834

**Heirloom**

816 Jelly Cupboard



816



815

# 816 Jelly Cupboard

### Hardware Options



Antique Brass    Wrought Iron    Wood    Square Nickel    Pewter    Round Nickel

### 815

#### PIE SAFE

49 1/2" H x 40 1/2" W x 16" D

HAND PUNCHED DOOR TIN.

TWO FULL DEPTH

ADJUSTABLE SOLID WOODEN SHELVES

*Oak, Cherry, & Maple*

### 816

#### JELLY CUPBOARD

49 1/2" H x 40 1/2" W x 16" D

TWO FULL DEPTH

ADJUSTABLE SOLID WOODEN SHELVES

*Oak, Cherry, & Maple*



895

**895**  
QUEEN ANNE SIDEBOARD  
38" H x 56" W x 18" D  
*Cherry*



860C

860B

**860C**  
QUEEN ANNE CHINA  
52" H x 63" W x 17 1/2" D  
TOUCH LIGHT  
2 GLASS SHELVES WITH  
PLATE GROOVES  
MIRRORED BACK  
*Cherry*

**860B**  
QUEEN ANNE BUFFET  
30 1/2" H x 62" W x 17 1/2" D  
BEHIND CENTER DOOR IS 1 DRAWER AND 1  
NONADJUSTABLE 3/4 DEPTH SHELF. BEHIND EACH  
END DOOR IS 1 NONADJUSTABLE 3/4 DEPTH SHELF  
*Cherry*

**860/895**

# Queen Anne



30624 Kingston Stools  
39724W Cabana Stools  
768 Rockport Island



768

# 768 Rockport

**768**

ROCKPORT ISLAND

36" H x 60" W x 36 1/2" D

TOP THICKNESS: 1" / SKIRT HEIGHT 31"

DISTANCE BETWEEN LEGS:

SIDE 52" / END 28"

SHELF 1: 12" W x 19 1/2" H

SHELF 2: 12" W x 61 1/2" H

*Cherry & Maple*

**260**

993 Seaside Buffet



993



995



997



Hardware Options



Antique Brass



Wrought Iron



Wood



Square Nickel



Pewter



Round Nickel

993

SEASIDE BUFFETT

36" H x 54" W x 19 1/2" D

ONE SHELF BEHIND EACH DOOR

Cherry & Maple

995

SEASIDE BUFFETT

39" H x 54" W x 19 1/2" D

ONE SHELF BEHIND EACH DOOR

Cherry & Maple

997

SEASIDE SIDEBOARD

42" H x 61 1/2" W x 19 1/2" D

Cherry & Maple

993/995/997

Seaside

TWO TONE FINISH ON THE BUFFET OR CASE TOP VS. THE REST OF THE UNIT NO UPCHARGE.





9411G

**9411G**

**MENLO DISPLAY CABINET**

40" H x 40" W x 20" D

1 WOOD SHELF / 17" SHELF DEPTH

12.5" CLEARANCE ABOVE EACH SHELF

CHERRY, MAPLE

ALSO AVAILABE WITH WOOD DOORS **9411W**



9412G

**9412G**

**MENLO THREE DOOR CABINET**

40" H x 61.5" W x 20" D

1 WOOD SHELF / GLASS DOORS

CHERRY, MAPLE

ALSO AVAILABE WITH WOOD DOORS **9413W**



9413G

**9414G**

**MENLO CABINET W/ CENTER DRAWERS**

30" H x 72" W x 20" D

1 WOOD SHELF / GLASS DOORS

CHERRY, MAPLE

ALSO AVAILABE WITH WOOD DOORS **9414W**




#101  
Nickel



#105  
Bronze



#105  
Nickel



#106  
Chrome



#114  
Bronze



#114  
Nickel



9414G

# Menlo



825C Shaker 3 Door China  
825B Shaker 3 Door Buffet





820C

**820C**

SHAKER 2 DOOR CHINA  
 47" H x 54 1/2" W x 14 1/2" D  
 BAR LIGHTS AND GLASS SHELVES  
 WITH PLATE GROOVES  
*Oak, Cherry, & Maple*



820B

**820B**

SHAKER 2 DOOR BUFFET  
 33" H x 51" W x 19 1/2" D  
 ONE 3/4" DEPTH SOLID WOOD SHELF  
*Oak, Cherry, & Maple*

**825C**

SHAKER 3 DOOR CHINA  
 47" H x 64" W x 14 1/2" D  
 BAR LIGHTS AND GLASS SHELVES  
 WITH PLATE GROOVES  
*Oak, Cherry, & Maple*

**825B**

SHAKER 3 DOOR BUFFET  
 33" H x 61" W x 19 1/2" D  
 ONE 3/4" DEPTH SOLID WOOD SHELF  
*Oak, Cherry, & Maple*



825C

**890C**

SHAKER 4 DOOR CHINA  
 47" H x 77" W x 14 1/2" D  
 BAR LIGHTS AND GLASS SHELVES  
 WITH PLATE GROOVES  
*Oak, Cherry, & Maple*

**890B**

SHAKER 4 DOOR BUFFET  
 33" H x 74" W x 19 1/2" D  
 ONE 3/4" DEPTH SOLID WOOD SHELF  
*Oak, Cherry, & Maple*

TWO TONE FINISH ON THE CHINA INSIDE BACK  
 VS. THE REST OF THE CHINA NO UPCHARGE.  
 TWO TONE FINISH ON THE BUFFET OR CASE TOP  
 VS. THE REST OF THE UNIT NO UPCHARGE.

**Hardware Options**



Antique Brass    Wrought Iron    Wood    Square Nickel    Pewter    Round Nickel

820/825/890  
**Shaker**





818C

818B

**818C**

**SHAKER 2 DOOR CHINA**

47" H x 44" W x 14" D

BAR LIGHTS AND GLASS SHELVES WITH PLATE GROOVES

*Oak, Cherry, & Maple*

**818B**

**SHAKER 2 DOOR BUFFET**

33" H x 41" W x 19 1/2" D

*Oak, Cherry, & Maple*



880C

880B

**880C**

**SHAKER CORNER CHINA**

INSIDE 17" D x 28" W

WIDTH AT CROWN MOLDING 43"

HEIGHT 46"

WALL DEPTH 30"

BAR LIGHTS AND GLASS SHELVES WITH PLATE GROOVES

*Oak, Cherry, & Maple*

**880B**

**SHAKER CORNER BUFFET**

21 1/2" D x 40" W

WALL DEPTH 30"

HEIGHT 33"

1 FIXED SHELF

*Oak, Cherry, & Maple*

TWO TONE FINISH ON THE CHINA INSIDE BACK VS. THE REST OF THE CHINA NO UPCHARGE. TWO TONE FINISH ON THE BUFFET OR CASE TOP VS. THE REST OF THE UNIT NO UPCHARGE.

**885**

**SHAKER SIDEBOARD**

37" H x 56" W x 18 1/2" D

*Oak, Cherry, & Maple*

TWO TONE FINISH ON THE BUFFET OR CASE TOP VS. THE REST OF THE UNIT NO UPCHARGE.



885

**Hardware Options**



Antique Brass

Wrought Iron

Wood

Square Nickel

Pewter

Round Nickel

**818/880/885**  
**Shaker**





928

**931 (Not Shown)**  
TUSCANY DELFT RACK  
45.5" H x 45 1/2" W x 18" D  
*Oak & Cherry*

**928**  
TUSCANY 2-ARCH BUFFET  
35" H x 45 1/2" L x 20" D  
*Oak & Cherry*



932

**932**  
TUSCANY DELFT RACK  
45.5" H x 66" L x 18" D  
*Oak & Cherry*

**930**  
TUSCANY 3-ARCH BUFFET  
35" H x 66" W x 20" D  
*Oak & Cherry*

**938**  
TUSCANY DELFT RACK  
45.5" H x 86" L x 18" D  
*Oak & Cherry*

930

**936**  
TUSCANY 4-ARCH BUFFET  
35" H x 86" W x 20" D  
*Oak & Cherry*

TWO TONE FINISH ON THE CHINA INSIDE BACK  
VS. THE REST OF THE CHINA NO UPCHARGE.  
TWO TONE FINISH ON THE BUFFET OR CASE TOP  
VS. THE REST OF THE UNIT NO UPCHARGE.



938

936

928/930-932/938

**Tuscany**



975 Tuscany Sideboard



975

# 975 Tuscany Sideboard

TWO TONE FINISH ON THE BUFFET OR CASE TOP  
VS. THE REST OF THE UNIT NO UPCHARGE.

## 975

TUSCANY SIDEBOARD  
37 1/2" H x 64 1/2" L x 18" D  
3/4" DEPTH ADJUSTABLE SHELF  
*Oak, Cherry, & Maple*

# Occasionals & Bookcases



DIAMOND 2830  
PAGE 273



DIAMOND 2834  
PAGE 273



DIAMOND 2835  
PAGE 273



STRATOS 2851  
PAGE 277



STRATOS 2854  
PAGE 277



STRATOS 2856  
PAGE 277



STRATOS 2858  
PAGE 277



STRATOS 2859  
PAGE 277



FRENCH 2808  
PAGE 278



GREENLEE COFFEE 2871  
PAGE 275



GREENLEE ROUND  
SIDE TABLE 2872  
PAGE 275



GREENLEE COFFEE 2878  
PAGE 275



WILLIAM & MARY 2805  
PAGE 279



WILLIAM & MARY 2810  
PAGE 279



SALTIRE 6212  
PAGE 280



SALTIRE 6214  
PAGE 280



SALTIRE 6210  
PAGE 280



WAVERLY 6205  
PAGE 281



2834 Diamond End Table





2830

**2830**  
DIAMOND RECTANGLE  
COFFEE TABLE  
20" H x 54" W x 30" D  
TWO DRAWERS  
*Cherry*



2835

**2834**  
DIAMOND END TABLE  
24" H x 22" W x 28" D  
ONE DRAWER  
*Cherry*

**2835**  
DIAMOND CORNER TABLE  
24" H x 30" W x 30" D  
NO DRAWER  
*Cherry*

TWO TONE FINISH (TABLETOP VS. SKIRT/  
PEDESTAL/LEGS) NO UPCHARGE.



2834

**2830/2834/2835**  
**Diamond**





2871

**2871**  
GREENLEE ROUND COFFEE TABLE  
NEED INFO\*  
*Cherry & Maple*



2872

**2872**  
GREENLEE ROUND SIDE TABLE  
26" ROUND X 26"H  
SHELF HEIGHT: 8"  
*Cherry & Maple*



2878

**Greenlee**



2859 Stratos Console Table

2851-2859

# Stratos

TWO TONE FINISH (TABLETOP VS. SKIRT/  
PEDESTAL/LEGS) NO UPCHARGE.

276



2859



**2851**  
STRATOS ROUND COFFEE TABLE  
20" H x 36" DIAMETER  
SHELF HEIGHT 12"  
*Cherry & Maple*



2854

**2854**  
STRATOS OVAL END TABLE  
24" H x 26" W x 21" DIAMETER  
SHELF HEIGHT: 8"  
*Cherry & Maple*



2856

**2856**  
STRATOS TRIANGLE END TABLE  
24" H x 26" W x 23" D  
SHELF HEIGHT: 8"  
*Cherry & Maple*

**2857**  
STRATOS OVAL COFFEE TABLE  
20" H x 42" W x 23" DIAMETER  
SHELF HEIGHT: 12"  
*Cherry & Maple*

**2858**  
STRATOS OVAL COFFEE TABLE  
20" H x 50" W x 26" DIAMETER  
SHELF HEIGHT: 12"  
*Cherry & Maple*

**2859**  
STRATOS CONSOLE TABLE  
30" H x 50" W x 14" D  
SHELF HEIGHT 12"  
*Cherry & Maple*



2858



2808 French Hall Table



2808

# 2808 French

TWO TONE FINISH (TABLETOP VS. SKIRT/  
PEDESTAL/LEGS) NO UPCHARGE.

278

## 2808

FRENCH HALL TABLE

31" H x 72" W x 17" D CLOSED

30" H x 72" W x 34" D OPEN

*Cherry*



2805

2810



2805 William & Mary Hall Table

**2805**

W&M HALL TABLE

31" H x 18" W x 72" L CLOSED

30" H x 36" W x 72" L OPEN

*Cherry*

**2807**

W&M HALL TABLE

31" H x 18" W x 60" L CLOSED

30" H x 36" W x 60" L OPEN

*Cherry*

**2810**

W&M END TABLE

24" H x 27 1/2" D x 22" W

*Cherry*

2805/2807/2810

# William & Mary

TWO TONE FINISH (TABLETOP VS. SKIRT/PEDESTAL/LEGS) NO UPCHARGE.



6212 Saltire Bookcase



6210



6212



6214

# 6210/6212/6214 Saltire

TWO TONE FINISH ON BOOKCASE  
INSIDE BACK VS. THE REST OF  
THE PIECE NO UPCHARGE.

**6210**  
SALTIRE BOOKCASE  
86" H x 43" W x 14 1/2" D  
SHELVES: 13 1/2" D x 37" W  
12" ADJUSTABLE SHELF SPACING  
*Cherry & Maple*

**6212**  
SALTIRE BOOKCASE  
47" H x 52" W x 14 1/2" D  
SHELVES: 13 1/2" D x 46" W  
12" ADJUSTABLE SHELF SPACING  
*Cherry & Maple*

**6214**  
SALTIRE BOOKCASE  
36" H x 43" W x 14 1/2" D  
*Cherry & Maple*





6205



6205 Waverly Bookcase

**6205**

**WAVERLY BOOKCASE**

73" H x 51 1/4" W x 16" D

1ST SHELF 15 3/4" D x 48" W

2ND SHELF 14" D x 48" W x 12 1/2" ABOVE 1ST SHELF

3RD SHELF 12" D x 48" W x 12" ABOVE 2ND SHELF

4TH SHELF 10 1/2" D x 48" W x 11 1/2" ABOVE 3RD SHELF

11 1/2" TO TOP OF BOOKCASE

*Cherry & Maple*

**6205**  
**Waverly**

TWO TONE FINISH ON BOOKCASE INSIDE BACK  
VS. THE REST OF THE PIECE NO UPCHARGE.

# FINISHES & SPECS

282





# Heritage Stain Finishes

Heritage finishes are distressed with worm holes and dings. The wood is then stained and glazed to accent the piece. All furniture products are available

in the Heritage finishes. Colors shown should be used for guide purposes only. See dealer showroom for finish sample board.



Spice {Oak}



Pecan {Oak}



Stonewal {Oak}



Walnut {Oak}



Cherry Valley {Cherry}



Russet {Cherry}



Legacy {Cherry}



Heather {Cherry}



Briar {Cherry}



Almond {Maple}



Iceberg {Maple}



Ginger {Maple}



Cypress {Maple}



Cedar {Maple}



Coal {Maple}

# Heritage Paint Finishes

Heritage finishes are distressed with worm holes and dings. The paint lacquer is applied, rubbed through or glazed to accent the piece. Only painted Cherry & Maple give the look presented on these

paint chips. Oak wood allows the grain finish pattern to distinctively show through the paint finish. Colors shown should be used for guide purposes only. See dealer showroom for finish sample board.

1 - 8 Distressed and rub-through



#1 Antique White



#3 Putty



#4 Black



#5 Powder

9 - 17 Distressed and glazed



#8 Pebble



#9 Ocean



#10 Mist



#12 Marble



#13 Moss



#15 Harbor



#16 Granite



#17 Navy

# Renew Stain Finishes

Renew stains are non-distressed smooth finishes. The grain character and color variations of solid wood are a beautiful part of the solid wood finish. Notice that the wood variations are more apparent


in the lighter finishes. All furniture products are available in the Renew finishes. Colors should be used for guide purposes only. See dealer showroom for actual finish samples.



Dover White {Maple}



Lime {Maple}



Chalk {Maple}



Oyster {Maple}




Rain Barrel {Maple}




Dovetail {Maple}



Iron Ore {Maple}



Cinder {Maple}



Midnight {Maple}



Basket {Cherry}




Agate {Cherry}



Roasted {Cherry}



Steam {Oak}



Outerbanks {Oak}



Lava {Oak}

# Renaissance Finishes

The Renaissance finish category is another sophisticated group of finishes. Every detail from the distressing, to the depth and patina of each color, including the high sheen of

the catalyzed finish gives a “renewed look” that each piece of furniture deserves. Colors shown should be used for guide purposes only. See dealer showroom for finish sample board.




Brazil {Cherry}   Colorado {Cherry}   Java {Maple}   Mocha {Cherry}   Stonework {Oak}   Nautical {Maple}   Palm {Maple}

# Antiquity Finishes

The character and wear of generations of use is captured in the Antiquity Finishes. This is accomplished in a 16-step studio style finish process. Each piece is scraped, distressed, and softened with sanding to simulate years of wear. Glazing and hand burnishing highlight the character of the distress marks and the natural beauty of the wood. All the Antiquity finishes are coated with catalyzed finish and hand waxed. Please note, there are 2 levels of distressing in the Antiquity Stains. Any Antiquity Stain finish can be selected in Level 1 or 2.

**Antiquity Level 1:** This is the overall lighter distress level and does not have simulated cracks. This level has worn edges, tear outs, gouges, dings, wormholes, and non-physical distressing within the finish layers. Colors shown should be used for guide purposes only.

**Antiquity Level 2:** This level of antiquity has simulated cracks, worn edges, tear outs, gouges, dings, wormholes and non-physical distressing within the finish layers. Colors shown should be used for guide purposes only.



Teak {Cherry}   Coffee {Cherry}   Devonshire {Oak}   Brie {Cherry}   Champagne {Cherry}



Tudor {Cherry}   Sahara {Maple}   Marina {Maple}

# Antiquity Paint Finishes

The distressed wood and color of Antiquity Paints is designed to complement the Antiquity Stains. Each piece is distressed in the same manner as the stained finishes but given several layers of color to highlight the natural wear from years of use. It is then coated with catalyzed finishes

and hand-waxed. Only cherry and maple (not available on most SKU's) will give the same effect as the samples. Oak wood allows the grain patterns to distinctively show the paint finish. Colors shown should be used for guide purposes only.



Alabaster



Black



Mushroom


# Antiquity Weathered Finishes

Weathered antiquity represents years of elemental exposure. As the sun, the sea, and the sand form the character of a branch on the beach, so these finishes present the simulation of natural weathering on cherry

wood. Each piece is unique and chosen to be "one of a kind." Make your choice of color broad with the natural beauty of the Weathered Antiquity variation.



Driftwood



Lichen



Earth



Slate





# Customer's Own Material Requirements

The following chart gives guidelines for ordering the proper amount of fabric/vinyl or leather on upholstered chair seats and/or backs. This is for standard 54" wide fabric.

When ordering, add 10% for repeats in the fabric

patterns that measure over 4". Add 30% for fabric patterns repeats that measure over 8".

Yardage is for fabric. Sq Footage is for leather and does NOT include allowances for blemishes

Stools	Item Quantity >	2	4	6	8	10
35424 / 35430 Andover Stools	Fabric Yardage	3	6	8	10	12
32824 / 32830 Barcelona Stools	Yardage / Sq Footage	2 / 20	3 / 40	3½ / 55	4½ / 75	5½ / 90
38824 / 38830 Barkeley Stools	Yardage / Sq Footage	2 / 20	3 / 40	3½ / 55	4½ / 75	5½ / 90
24374 / 30374 Braslow Swivel Stools	Yardage / Sq Footage	2 / 20	3 / 40	3½ / 55	4½ / 75	5½ / 90
24366 / 30366 Essex Swivel Stools	Yardage / Sq Footage	2 / 20	3 / 40	3½ / 55	4½ / 75	5½ / 90
35824 / 35830 Estate Stools 24358 / 30358 Estate Swivel Stools	Total Chair Ydg/Sq Ft	2 / 25	3 / 50	4½ / 75	6 / 100	7½ / 125
	Seat Only Ydg/Sq Ft	1½ / 20	2½ / 40	3 / 55	4 / 75	5 / 90
	Back Only Ydg/Sq Ft	1½ / 10	2 / 18	2½ / 25	3 / 35	3½ / 40
24312 / 30312 Milano Stools	Yardage / Sq Footage	2 / 20	3½ / 40	3 / 55	4 / 75	5 / 90
33824 / 33830 Vineyard Stools	Yardage / Sq Footage	2 / 20	3 / 40	3½ / 55	4½ / 75	5½ / 90
24338 / 30338 Vineyard Swivel Stools	Yardage / Sq Footage	2 / 20	3 / 40	3½ / 55	4½ / 75	5½ / 90

Desk Chair	Item Quantity >	2	4	6	8	10
357 Estate Desk Chairs	Total Chair Ydg/Sq Ft	2 / 25	3 / 50	4½ / 75	6 / 100	7½ / 125
	Seat Only Ydg/Sq Ft	1½ / 20	2½ / 40	3 / 55	4 / 75	5 / 90
	Back Only Ydg/Sq Ft	1½ / 10	2 / 18	2½ / 25	3 / 35	3½ / 40

Chair Name	Item Quantity >	2	4	6	8	10
Drop Seats (removable seats)	Yardage / Sq Footage	1 / 15	2 / 25	2½ / 40	3½ / 50	4 / 60
354 Andover Chairs	Fabric Yardage	3	6	8	10	12
360 Argonne Chairs	Yardage / Sq Footage	2 / 20	3 / 40	3½ / 55	4½ / 75	5½ / 90
388 Barkeley Chairs	Yardage / Sq Footage	2 / 20	3 / 40	3½ / 55	4½ / 75	5½ / 90
363 Bayonne Chairs	Total Chair Ydg/Sq Ft	3 / 35	5 / 70	7 / 105	8 / 140	10 / 175
	Seat Only Ydg/Sq Ft	1½ / 20	2½ / 35	3½ / 55	5 / 70	6 / 90
	Back Only Ydg/Sq Ft	2 / 25	3 / 40	4 / 60	5 / 75	6 / 95
358 Estate Chairs	Total Chair Ydg/Sq Ft	2 / 25	3 / 50	4½ / 75	6 / 100	7½ / 125
	Seat Only Ydg/Sq Ft	1½ / 20	2½ / 40	3 / 55	4 / 75	5 / 90
	Back Only Ydg/Sq Ft	1½ / 10	2 / 18	2½ / 25	3 / 35	3½ / 40
398 Hempstead Chairs	Fabric Total Chair Ydg	4	5½	7	9	12
	Fabric Seat Only Ydg	2	3	4	5	6
	Fabric Back Only Ydg	3	4	5	6½	7½
386 Hermitage Chairs	Yardage / Sq Footage	2 / 20	3 / 40	3½ / 55	4½ / 75	5½ / 90
394 Millington	Total Chair Ydg/Sq Ft	3 / 50	6 / 95	9 / 140	11 / 180	14 / 215
	Seat Only Ydg/Sq Ft	2 / 25	4 / 50	6 / 75	7½ / 100	9½ / 125
	Back Only Ydg/Sq Ft	2 / 25	3 / 45	4 / 65	6 / 80	7 / 90
395 Kreston	Fabric Total Chair Ydg	4	8	12	16	20
	Fabric Seat Only Ydg	2	4	6	8	9
	Fabric Back Only Ydg	2	4	6	8	10
392 Mier Chairs	Yardage / Sq Footage	2 / 20	3 / 40	3½ / 55	4½ / 75	5½ / 90
367 Rochefort Chairs	Total Chair Ydg/Sq Ft	3 / 35	5 / 70	7 / 105	8 / 140	10 / 175
	Seat Only Ydg/Sq Ft	1½ / 20	2½ / 35	3½ / 55	5 / 70	6 / 90
	Back Only Ydg/Sq Ft	2 / 25	3 / 40	4 / 60	5 / 75	6 / 95
365 St Croix Chairs	Yardage / Sq Footage	2 / 20	3 / 40	3½ / 55	4½ / 75	5½ / 90
393 Valdi Chairs	Total Chair Ydg/Sq Ft	2½ / 35	4 / 70	5½ / 100	7 / 120	8½ / 150
	Seat Only Ydg/Sq Ft	2 / 24	3 / 50	4 / 68	5 / 90	6 / 110
	Back Only Ydg/Sq Ft	2 / 20	2½ / 30	3½ / 40	4 / 50	4½ / 60
338 Vineyard Chairs	Yardage / Sq Footage	2 / 20	3 / 40	3½ / 55	4½ / 75	5½ / 90

# Furniture Options

## Seat Options

CHAIRS WITH NO LETTER APPENDED HAVE NO DROP SEAT OPTIONS.



### W {Wood Seat}

The wooden "W" seat option on frame chairs is by far the most durable seat option.



### U-1 {Fabric Seat}

The "U-1" fabric seat option gives many options of color and texture for your chair seats. You can also provide COM or COL.



### U-2 & U-3 {Leather Seat}

Standard Leather "U-2" is a medium grade leather. Premium Leather "U-3" imported from Europe.



### F {Fiber Seat}

The fiber "F" seat option is a handwoven paper twist.

## Nail Trim Options



Oxford



Nickel



Old Gold



French Natural

## Table Edge Options

Each table is designed with a standard edge, noted with each table's specs. A nonstandard edge may be custom-ordered if table specs indicate availability.



#30 Simple



#33 Ogee



#47 Undercut



#31 Danish



#44 Beaded



#48 French



#32 Bullnose

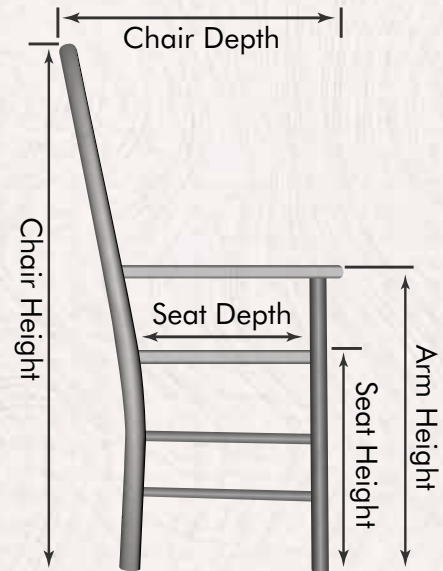


#46 Traditional



#49 Beveled

## Chair Dimensions



"H" = OVERALL CHAIR HEIGHT  
 "W" = OVERALL CHAIR WIDTH  
 "D" = OVERALL CHAIR DEPTH  
 "SH" = CHAIR SEAT HEIGHT  
 "SD" = CHAIR SEAT DEPTH  
 "AH" = CHAIR ARM HEIGHT  
 "AW" = WIDTH BETWEEN ARMS

# ZIMMERMAN CHAIR

## FINE FURNITURE MAKERS

### Furniture Care

Zimmerman Chair applies a quality catalyzed finish to all paint and /or stain wood finishes on all of the products. Each tabletop receives extra care and an extra coat of finish in the finish process to provide optimum durability throughout the years.

This finish has been tested to resist spills and stains from a wide variety of household chemicals, including water and household ammonia. These tests were performed with 24 hour contact and no affect on the finish. Hot liquids and objects should not contact the finish surface directly. Use place mats, pads, and coasters to protect the finish on the tabletops. Heat can quickly discolor the fine finish on your furniture.

!!!!Important!!! For the first three months of use, give extra care to protect your table from moisture and abrasion till the finish is fully cured. Do not use any furniture polish or furniture treatment on your tabletop for the initial six months of ownership.

You can clean your table anytime with a warm, soapy, damp cloth gently applied to the surface. After the catalyzed finish has reached its full potential of hardness at six months, the periodic use of high quality non-silicone and non-citrus furniture polish is recommended.

Zimmerman Antiquity finishes are hand rubbed with a wax on top of the catalyzed finish. This finish can be cleaned with a damp, soapy cloth and then buffed with a soft, clean cloth to return it to full, clear sheen.

Solid wood is a natural fiber. Therefore it will shrink and swell with the seasons. Take care not to expose your heirloom furniture to the extremes in temperature and humidity. Season cracks may appear if humidity is not maintained at 30-40%. Do not expose directly to sunlight and heat sources. Tabletop joints between leaves will gap slightly in the center or edges depending on the humidity of the season.

Solid wood changes color over time under normal conditions of light exposure. Lighter finishes are the most vulnerable to this wood darkening, so move table decor around periodically so silhouettes do not appear on the tabletop. With proper care, your solid wood Heirloom will give you service and satisfaction for years to come.



# NUMERICAL INDEX

## CHAIRS

23 French Country .....	51	346 Queen Anne .....	73	376 Dunbar .....	49
27 Shaker Ladderback .....	75	347 Trigon .....	79	377 Marque .....	67
38 Classic Windsor .....	99	349 Kensington .....	57	380 Windham .....	115
54 New England .....	111	350 Manhattan .....	63	382 Danbury .....	103
58 Thumbback .....	113	351 Meros .....	91	383 Cordona .....	87
59 Country Squire .....	101	354 Andover .....	7	385 Cody .....	85
60 Eight Spindle .....	105	356 Cottage .....	45	386 Hermitage .....	19
321 Manor House .....	65	358 Estate .....	15	387 Stegel .....	77
322 Farmhouse .....	53	359 Techno .....	97	388 Barkeley .....	11
325 Park Avenue .....	71	360 Argonne .....	9	390 Hi-Back Windsor PL .....	107
330 Winthrop .....	117	361 Rettew .....	93	391 Hi-Back Windsor TL .....	107
331 Chalet .....	44	363 Bayonne .....	13	392 Mier .....	23
332 Nantucket .....	109	365 St Croix .....	29	393 Valdi .....	31
334 Liberty .....	59	366 Essex .....	50	394 Millington .....	25
335 Tussok .....	83	367 Rochefort .....	27	395 Kreston .....	21
336 Cambridge .....	41	368 Kilo .....	89	397 Cabana .....	39
338 Vineyard .....	33	369 Soleil .....	95	398 Hempstead .....	17
341 Montbec .....	69	371 Lorille .....	61	399 Fontaine .....	55
343 DOS .....	47	372 Capri .....	43		
345 Calypso .....	82	374 Braslow .....	37		

## STOOLS

08/08S-Round 18"H Stools .....	122	30330 Winthrop Swivel Stool .....	143	36124/30 Rettew Stools .....	139
10/10S-Round Counter Stools .....	122	30332 Nantucket Swivel Stool .....	138	36624/30 Essex Stools .....	132
12/12S-Round Bar Stools .....	122	30335 Tussok Swivel Stool .....	141	37124 Lorille Stool .....	135
2324/30-French Country Stools .....	134	30338 Vineyard Swivel Stool .....	141	37224/30 Capri Stools .....	129
2423-French Country Swivel Stool .....	134	30358 Estate Armless Swivel Stool .....	133	37424/30 Braslow Stools .....	127
2427-Shaker L-back Swivel Stool .....	139	30358A Estate Arm Swivel Stool .....	133	37624 Dunbar Stool .....	131
2458-Thumbback Swivel Stool .....	140	30366 Essex Swivel Stool .....	132	38324/30 Cordona Stools .....	131
2459-Country Squire Swivel Stool .....	129	30374 Braslow Swivel Stool .....	127	38824/30 Barkeley Stools .....	125
2460-Eight Spindle Swivel Stool .....	132	30383 Cordona Swivel Stool .....	131	39724 Cabana Stool .....	128
2724/30-Shaker Ladderback Stools .....	139	30624/30 Kingston Stools .....	120		
3023-French Country Swivel Stool .....	134	30524/30 Lariat Stools .....	121		
3027-Shaker L-back Swivel Stool .....	139	30824/30 Tractor Seat Stools .....	123		
3058-Thumbback Swivel Stool .....	140	31024/30 Saddle Stools .....	122		
3059-Country Squire Swivel Stool .....	129	32124/30 Manor House Stools .....	137		
3060-Eight Spindle Swivel Stool .....	132	32224/30 Farmhouse Stools .....	133		
24312-Milano Swivel Stool .....	121	32524/30 Park Avenue Stools .....	138		
24330-Winthrop Swivel Stool .....	143	32818 Barcelona 18" Stool .....	120		
24332-Nantucket Swivel Stool .....	138	32824/30 Barcelona Stools .....	120		
24335-Tussok Swivel Stool .....	141	33524/30 Tussok Stools .....	141		
24338-Vineyard Swivel Stool .....	141	33624/30 Cambridge Stools .....	128		
24358-Estate Armless Swivel Stool .....	133	33824/30 Vineyard Stools .....	141		
24358A Estate Arm Swivel Stool .....	133	34724/30 Trigon Stools .....	140		
24366 Essex Swivel Stool .....	132	34924 Kensington Stool .....	134		
24374 Braslow Swivel Stool .....	127	35124/30 Meros Stools .....	137		
24383 Cordona Swivel Stool .....	131	35424/30 Andover Stools .....	125		
30312 Milano Swivel Stool .....	121	35824/30 Estate Stools .....	133		

## DESK CHAIRS

54AD-New England Desk Chair .....	146
330AD-Winthrop Desk Chair .....	147
357-Estate Desk Chair .....	146

## BENCHES

5313-Trestle 38" .....	151	5484-Flanders 48" .....	149
5314-Tuscany 38" .....	151	5485-Cody .....	148
5315-Halifax 38" .....	149	5513-Trestle 58" .....	151
5316-Marches 38" .....	150	5514-Tuscany 58" .....	151
5322-Continuous Arm .....	148	5515-Halifax 58" .....	149
5384-Flanders 38" .....	149	5516-Marches 58" .....	150
5413-Trestle 48" .....	151	5522-Continuous Arm .....	148
5414-Tuscany 48" .....	151	5584-Flanders 58" .....	149
5415-Halifax 48" .....	149	5613-Trestle 68" .....	151
5416-Marches 48" .....	150	5614-Tuscany 68" .....	151
5422-Continuous Arm .....	148	5615-Halifax 68" .....	149
5438-Classic Windsor .....	147	5616-Marches 68" .....	150
5454-New England .....	150	5684-Flanders 68" .....	149

## TABLES

110-Rectangle Extension .....	206	474/484-Farmhouse .....	226	3100/3102-Hawthorne.....	164
120-Rectangle Extension.....	208	476-Round Ext Leg .....	234	3200/3202-Salem.....	173
130/133-Round Leg.....	210	478-Oval Ext Leg.....	234	4010-Wheaton Rectangle .....	236
144/145-Innkeeper's.....	167	490/491-Vase .....	177	4015-Wheaton Round .....	237
148/149-Innkeeper's High Dining .....	168	492/493-Vineyard .....	179	4100/4150-Hawthorne High Dining .....	165
150-Farm .....	212	496/497-Vaz Grande .....	178	4105-Langhorne .....	240
151/152-Iron Pedestal.....	169	520-Mid-Century Extension.....	232	4220-Savanna.....	238
160/165-Yarmouth.....	214	550-Mid-Century .....	233	4300/4320-Hansel Rectangle .....	228
161/162-Dropleaf Square.....	222	1010-Rectangle Dinette .....	216	4352-Meros Rectangle .....	230
163/164-Dropleaf Round.....	223	1050-Rectangle Dinette.....	217	4400-Hansel Square .....	229
165-Dropleaf Dinette .....	224	1445/1455-Alpine Round .....	154	4500-Traverse Rectangle.....	195
166-Dropleaf Dinette .....	225	1465-Alpine Double.....	181	4503/4507-Latitude Trestle .....	187
167/168-Dropleaf Pedestal.....	171	2010-Plateau ELEMENTS Top .....	201	4520-Latitude .....	187
176-Queen Anne.....	191	2015-Delta ELEMENTS Top.....	200	4522/4524-Latitude High Dining.....	187
180/181-Reeded .....	172	2211-Nitro ELEMENTS Base.....	203	4600/4602-Traverse Round .....	175
190-Drawleaf .....	218	2214-Cobalt ELEMENTS Base .....	202	4645/4655-Cascade .....	158
422-Coventry Square-Round.....	161	2216-Neos ELEMENTS Base .....	203	4652-Meros Round.....	231
423-Coventry .....	161	2218-Xenon ELEMENTS Base .....	203	4700/4800-Corona Round.....	159
424/425-Coventry High Dining.....	162	2220-Krypto ELEMENTS Base.....	203	4707-Tanger .....	193
426/427-Poster .....	189	2222-Tellus ELEMENTS Base .....	203	4720/4721-Hive .....	166
430/431-Birdcage .....	155	2223-Litho ELEMENTS Base .....	203	4804/4805-Brighton.....	157
436-Bistro.....	156	2226-Platinum ELEMENTS Base.....	203	4810-Corona Rectangle .....	183
438/439-Bistro High Dining .....	156	2250-Rhodium ELEMENTS Base .....	203	4900-Drawleaf .....	221
440/442-English Round.....	163	2503-Tundra ELEMENTS Top.....	201	4950/4955-Mackinac.....	170
445/449-English Trestle .....	185	2507-Tundra ELEMENTS Top.....	201	8225-Savanna Extension.....	239
460/461-Tuscany Round.....	176	2603-Mesa Grande ELEMENTS Top.....	201		
463/467-Tuscany Trestle.....	197	2607-Mesa Grande ELEMENTS Top.....	201		
465/469-Tuscany Trestle .....	199	2900-Drawleaf .....	220		

## CABINETS

768-Rockport Island.....	260	895-Queen Anne Sideboard .....	259	960-Credenza .....	246
815-Pie Safe .....	258	910-Estates China & Buffet.....	251	964-Castillo Demi-Lune .....	246
816-Jelly Cupboard .....	258	912-Estates Credenza.....	253	965-Castillo Demi-Lune .....	246
818-Shaker 2-Dr China & Buffet .....	267	915-Estates China & Buffet.....	251	975-Tuscany Sideboard.....	270
820-Shaker 2-Dr China & Buffet.....	265	916-Estates Display Cabinet.....	253	978-Cupboard .....	247
825-Shaker 3-Dr China & Buffet.....	265	928-Tuscany Two Arch Buffet.....	269	980-Credenza .....	247
833-Heirloom China .....	257	930-Tuscany Three Arch Buffet.....	269	984-Flanders Credenza.....	255
834-Heirloom Cupboard .....	257	931-Tuscany Delft Rack.....	269	993-Seaside Buffet.....	261
835-Heirloom Open Front Buffet .....	257	932-Tuscany Delft Rack.....	269	995-Seaside Buffet.....	261
836-Heirloom Drs & Drwrs Buffet .....	257	936-Tuscany Four Arch Buffet .....	269	997-Seaside Sideboard.....	261
860-Queen Anne China & Buffet .....	259	938-Tuscany Delft Rack .....	269	9411-Menlo Cabinet .....	263
880-Shaker Corner Cabinet.....	267	950-English Buffet.....	249	9412-Menlo Cabinet .....	263
885-Shaker Sideboard.....	267	952-English Delft Rack .....	249	9413-Menlo Cabinet.....	263
890-Shaker 4-Dr China & Buffet.....	265	954-Provence Buffet .....	249	9414-Menlo Cabinet .....	263

## OCCASIONALS / BOOKCASES

2805-W&M Hall Table .....	279	2830-Diamond Rect Coffee Table.....	273	2858-Stratos Oval Coffee Table .....	277
2807-W&M Hall Table.....	279	2834-Diamond End Table .....	273	2859-Stratos Console Table .....	277
2808-French Hall Table.....	278	2835-Diamond Corner Table .....	273	6205-Waverly Bookcase .....	281
2810-W&M End Table.....	279	2851-Stratos Round Coffee Table .....	277	6210-Saltire Bookcase.....	280
2871-Greenlee Rd Coffee Table .....	275	2854-Stratos Oval End Table .....	277	6212-Saltire Bookcase.....	280
2872-Greenlee End Table.....	275	2856-Stratos Triangle End Table .....	277	6214-Saltire Bookcase.....	280
2878-Greenlee Rect Coffee Table.....	275	2857-Stratos Oval Coffee.....	277		

# ALPHABETICAL INDEX

## CHAIRS

Andover .....	7	Estate .....	15	Nantucket.....	109
Argonne .....	9	Farmhouse.....	53	New England .....	111
Barkeley .....	11	Fontaine .....	55	Park Avenue.....	71
Bayonne .....	13	French Country .....	51	Queen Anne .....	73
Braslow .....	37	Hempstead.....	17	Rettew .....	93
Cabana .....	39	Hermitage .....	19	Rocheport.....	27
Calypso.....	82	Hi-Back Windsor Plain Leg .....	107	Shaker Ladderback .....	75
Cambridge.....	41	Hi-Back Windsor Turned Leg .....	107	Soleil .....	95
Capri .....	43	Kensington .....	57	St Croix .....	29
Chalet.....	44	Kilo .....	89	Stegel .....	77
Classic Windsor.....	99	Kreston .....	21	Techno.....	97
Cody.....	85	Liberty .....	59	Thumbback.....	113
Cordona .....	87	Lorille.....	61	Trigon .....	79
Cottage .....	45	Manhattan .....	63	Tussok.....	83
Country Squire.....	101	Manor House.....	65	Valdi.....	31
Danbury .....	103	Marque .....	67	Vineyard.....	33
DOS .....	47	Meros .....	91	Windham .....	115
Dunbar .....	49	Mier.....	23	Winthrop.....	117
Eight Spindle.....	105	Millington.....	25		
Essex .....	50	Montbec.....	69		

## STOOLS

Andover Stools .....	125	French Country Swivel Stools.....	134	Vineyard Stools.....	141
Barcelona Stools.....	120	Kingston Stools .....	120	Vineyard Swivel Stools.....	141
Barkeley Stools .....	125	Kensington Stool.....	134	Winthrop Swivel Stools .....	143
Braslow Stools .....	127	Lariat Stools .....	121	.....	
Braslow Swivel Stools.....	127	Lorille Stool.....	135		
Cabana Stool.....	128	Manor House Stools.....	137		
Cambridge Stools.....	128	Meros Stools .....	137		
Capri Stools .....	129	Milano Swivel Stools .....	121		
Cordona Stools.....	131	Nantucket Swivel Stools .....	138		
Cordona Swivel Stools .....	131	Park Avenue Stools.....	138		
Country Squire Swivel Stools .....	129	Rettew Stools .....	139		
Dunbar Stool.....	131	Round Stools .....	122		
Eight Spindle Swivel Stools .....	132	Saddle Stools.....	122		
Essex Stools.....	132	Shaker Ladderback Stools .....	139		
Essex Swivel Stools.....	132	Shaker L-back Swivel Stools .....	139		
Estate Stools.....	133	Thumbback Swivel Stools .....	140		
Estate Arm Swivel Stools .....	133	Tractor Seat Stools.....	123		
Estate Armless Swivel Stools .....	133	Trigon Stools .....	140		
Farmhouse Stools.....	133	Tussok Stools.....	141		
French Country Stools .....	134	Tussok Swivel Stools .....	141		

## DESK CHAIRS

Estate Desk Chair.....	146
New England Desk Chair.....	146
Winthrop Desk Chair.....	147

## BENCHES

Classic Windsor .....	147	Marches .....	150
Cody.....	148	New England .....	150
Continuous Arm .....	148	Trestle .....	151
Flanders.....	149	Tuscany .....	151
Halifax .....	149		



## TABLES

Alpine Double.....	181	Hansel Square .....	229	Rectangle Extension 120.....	208
Alpine Round .....	154	Hawthorne .....	164	Rectangle Dinette 1010 .....	216
Birdcage.....	155	Hawthorne High Dining .....	165	Rectangle Dinette 1050 .....	217
Bistro .....	156	Hive .....	166	Reeded.....	172
Bistro High Dining.....	156	Innkeeper's .....	167	Round Leg 130/133 .....	210
Brighton.....	157	Innkeeper's High Dining.....	168	Round Ext Leg 476 .....	234
Cascade.....	159	Iron Pedestal .....	169	Rhodium ELEMENTS Base.....	203
Cobalt ELEMENTS Base .....	202	Krypto ELEMENTS Base.....	203	Salem .....	173
Corona Round .....	159	Langhorne .....	240	Savanna .....	238
Corona Rectangle.....	183	Latitude.....	187	Savanna Extension.....	239
Coventry .....	161	Latitude High Dining.....	187	Tanger .....	193
Coventry High Dining.....	162	Latitude Trestle .....	187	Tellus ELEMENTS Base .....	203
Coventry Square-Round .....	161	Litho ELEMENTS Base .....	203	Traverse Rectangle .....	195
Delta ELEMENTS Top .....	200	Mackinac .....	170	Traverse Round .....	175
Drawleaf 190.....	218	Meros Round .....	231	Tundra ELEMENTS Top.....	201
Drawleaf 2900.....	220	Meros Rectangle.....	230	Tuscany Round.....	176
Drawleaf 4900.....	221	Mesa Grande ELEMENTS Top.....	201	Tuscany Trestle 463/467 .....	197
Dropleaf Dinette 166.....	225	Mid-Century .....	233	Tuscany Trestle 465/469 .....	199
Dropleaf Pedestal 167/168 .....	171	Mid-Century Extension .....	232	Vase .....	177
Dropleaf Dinette 165.....	224	Neos ELEMENTS Base .....	203	Vaz Grande .....	178
Dropleaf Round 163/164 .....	223	Nitro ELEMENTS Base.....	203	Vineyard.....	179
Dropleaf Square 161/162.....	222	Oval Ext Leg .....	234	Wheaton Rectangle.....	236
English Round .....	163	Plateau ELEMENTS Top.....	201	Wheaton Round.....	237
English Trestle .....	185	Platinum ELEMENTS Base .....	203	Xenon ELEMENTS Base.....	203
Farm 150.....	212	Poster .....	189	Yarmouth.....	214
Farmhouse 474/484 .....	226	Queen Anne .....	191		
Hansel Rectangle.....	228	Rectangle Extension 110 .....	206		

## CABINETS

Castillo Demi-Lune.....	246	Heirloom Open Front Buffet.....	257	Shaker Sideboard.....	267
Credenza 960 .....	246	Jelly Cupboard .....	258	Tuscany 2-Arch Buffet .....	269
Credenza 980 .....	247	Menlo Cabinets .....	263	Tuscany 3-Arch Buffet .....	269
Cupboard.....	247	Pie Safe .....	258	Tuscany 4-Arch Buffet .....	269
English Buffet .....	249	Provence Buffet.....	249	Tuscany Delft Rack for 2-Arch .....	269
English Delft Rack.....	249	Queen Anne China & Buffet .....	259	Tuscany Delft Rack for 3-Arch .....	269
Estates 2-Dr China & Buffet .....	251	Queen Anne Sideboard .....	259	Tuscany Delft Rack for 4-Arch .....	269
Estates 3-Dr China & Buffet .....	251	Rockport Island.....	260		
Estates Credenza .....	253	Seaside Cabinets.....	261		
Estates Display Cabinet.....	253	Shaker 2-Dr China & Buffet-818.....	267		
Flanders Credenza .....	255	Shaker 2-Dr China & Buffet-820.....	265		
Heirloom China.....	257	Shaker 3-Dr China & Buffet .....	265		
Heirloom Cupboard .....	257	Shaker 4-Dr China & Buffet .....	265		
Heirloom Drs & Drwrs Buffet.....	257	Shaker Corner Cabinet .....	267		

## OCCASIONALS / BOOKCASES

Diamond Occasionals.....	273
French Hall Table .....	278
Greenlee Occasionals.....	275
Saltire Bookcases.....	280
Stratos Occasionals.....	277
Waverly Bookcase.....	281
William & Mary Occasionals.....	279



# ZIMMERMAN CHAIR

---

FINE FURNITURE MAKERS